



St Albans Cricket Club

Notice is hereby given that the

106th Annual General Meeting

of the St Albans Cricket Club Inc.
will be held at Trevinos Restaurant and Bar,
cnr Riccarton Road and Mona Vale Avenue
(in the upstairs conference room, access at rear) on

Monday, 2 August 2010 at 7:30pm

Business:

1. To receive the Minutes of the 2009 Annual General Meeting;
2. To consider and adopt the 2009/10 Annual Report and Accounts;
3. Election of Officers and Management Committee for the 2010/11 season;
4. Notice of Motion

That the club levy the following levels of subscriptions (GST inclusive) for the 2010/11 season, namely:

- a) *Adult Men and Women:*
\$270 to be paid by 30 November 2010;
- b) *Full-time University, Polytechnic, Training College Students, Men and Women Under 18:*
\$200 to be paid by 30 November 2010;

- c) *Secondary School Pupils:*
\$135 to be paid by 30 November 2010;
- d) *Primary/Intermediate School Pupils:*
\$70 for first member of family, and \$40 for any subsequent members of the same family, to be paid by 30 November 2010;
- e) *MILO Have-A-Go Module:*
\$50 for first member of family, and \$30 for any subsequent members of the same family, to be paid by 30 November 2010;
- f) *Social:*
\$70 per year.

5. General Business:

Members are reminded to resign (in writing) before the date of the AGM, to ensure that no subscription payment is due for the 2010/11 season, in the event of any member deciding not to play or transferring to another club, or moving out of the city.

Scott Mason
Honorary Secretary
PO Box 1919
CHRISTCHURCH

Pavilion: Hagley Oval, South Hagley Park, Riccarton Ave,
Christchurch, New Zealand. Phone: (03) 366 4905.

Secretary: PO Box 1919, Christchurch 1, New Zealand.

E-mail: play@stalbanscricket.co.nz

Web: <http://www.stalbanscricket.co.nz>

2009/10 Officers

Patron:

Mr J Z Harris

Life Members:

Messrs C F Collins, R R A McLauchlan, I D Dempsey,
R D J Mather, A G Jamieson, S J D Cox, L N Serra,
G J Curganven, Mrs A J Mitchell and Mrs E W Horne

Honorary Auditor:

Bruce G Harris, C.A.

President:

Mr A G Jamieson

Chairman:

Mr A G Jamieson

Men's Club Captain:

Mr G P Flavell

Women's Club Captain:

Ms S K Helmore

Honorary Secretary:

Mr S A Mason

Honorary Treasurer:

Mr L N Serra

Bar Manager:

Mr M J Sutherland

Management Committee:

Messrs R L Carrigan, A F Johnstone,
D E Pettet, H J Pipe, J J Price,
Mrs T J Pipe and Miss A C Turner

President's Report

On behalf of the Executive and Committee, I have much pleasure in presenting the Annual Report and Accounts covering the 2009/10 season, the 105th in the club's history.

After the euphoria and buzz of the 2008/09 summer, with its tsunami of success and delight, the summer just completed was a far cry from that stature or eminence. Indeed the last 12 months has seen a lack of quality players in the numbers that we would ideally like in most of our adult playing areas. This was caused mainly through players leaving the game, departing the city, being injured or retiring for family reasons. We have had a poor year financially, with charitable trust grants being almost non-existent. We had a serious lowering of the club's overall coaching quality and commitment. Finally, our junior and youth girls section had a major hit in terms of numbers. Challenges also continue as we tussle to secure ongoing and quality playing areas and suitable facilities on Hagley Oval in conjunction with the new ground development.

There were a number of positives this season, however. Ian Smith ran a very professional and well-organised junior boys section, while the MILO Have-A-Go module was another success. Rob White, this summer's visiting professional from Northamptonshire, was an outstanding success on the field. He not only captured the club's player of the year title but also the overall CCA metropolitan club player of the year award. Finally, the club socials and "after-six" functions continued to be well supported and, with it, continued to generate a nice steady income stream. We also thank Rob, his wife Emma and the overseas lads and lady for their enthusiastic embracement and organisation of our social calendar and the numerous events/functions that the club held.

Of the 22 CCA competitions (in various forms of the game through the grades) that the club's adult men's and women's teams contested only the Premier Men's side, under the captaincy of Aaron Johnstone, won silverware - and it was the main competition too. Congratulations to Aaron and Stephen Cunis (coach) and the team members for securing back-to-back two-day championships.

The season started in early August with the Annual General Meeting held at the SoHo Cafe and Bar conference room. A smallish number of members attended and business was completed in 45 minutes. Pre-season training followed on consecutive Wednesdays at the CCA indoor

centre for the elite players, with numbers only just so-so. Perhaps this was to be an indicator of things to come. On one of these evenings Stephen Cunis was overheard to mutter something along the lines of "might have to play again", but now we know he has probably bowled his last ball, smashed his last boundary and run his last quick single.

This season the club entered eight men's sides (one up on the season before) and four women's teams (the same number as the previous summer). We also had two junior boys teams and two junior girls teams - which was reduced at Christmas time to one, as girls moved up to the youth grade or relocated to other countries with their parents or just gave up. We also had a vibrant MILO Have-A-Go module, although numbers (18) were only about half of the previous year.

Although only winning one title the club did achieve four second placings and four thirds. But, as we know, it's only winners that drink champagne. The various grade points tables appear elsewhere in this report.

Prior to the season getting underway, three very prominent and long-serving club members announced that they had played their last games for the club. The first two, Beth McNeill and Rowan Milburn, both New Zealand and Canterbury players, joined the club in totally different circumstances.

Beth came to the club in 1998 from Middleton Grange, where she was playing in the school's first XI, and immediately played Premiers under the captaincy of our visiting Dutch player Nicola Payne (now Wilson). This was a season that the club had two teams playing in the senior competition. Beth will always be remembered for her passion, enthusiasm and very chirpy approach to the game. She could play a bit too as her very good stats attest to. Beth played 119 games for our Premier women's team, scoring 1816 runs at an average of nearly 20 with a top score of 123 not out. Her 180 wickets at 15 (best of 5-26) make her the ninth most productive women's bowler of all-time for Saints. Beth played 94 games for Canterbury, batted 69 times for 911 runs at 19 with a highest score of 51 not out. Her medium-pace bowling snared her 122 wickets at 20 with a best of 6-31. Beth played 25 One-Day Internationals for New Zealand, scoring 193 runs at 19 with a highest score of 88. She also took 23 wickets at 29 with a best of 6-32. Beth also played two Twenty20 Internationals.

Rowan Milburn joined the club in the 2002/03 season after a teaching transfer from Otago to Canterbury. Rowan lived most of her time in

Timaru and travelled the 100 miles to games and practices - a terrific and much-appreciated commitment. Rowan's main attributes were her skills behind the stumps as wicket-keeper, not only with St Albans but also at provincial and international level. Also a centurion for Saints with 107 games, her top-order batting produced 2708 runs at 30 with three centuries and 11 fifties. Behind the stumps Rowan snared 77 catches and 22 stumpings. For Canterbury her 106 games yielded 1275 runs at 17 with 76 catches and 36 stumpings. Rowan played eight ODIs for New Zealand (89 runs at 14 plus six catches) and seven ODIs for the Netherlands at the 2000 World Cup held here in Canterbury (148 runs at 21, one catch and five stumpings). She also played two Twenty20 Internationals and a fair number of games for her province of birth, Otago.

We thank both girls for their services to the club and wish you well in your retirement. We hope that you are not lost to women's cricket entirely and that we will see you in some other area of the game in years to come - perhaps a cameo game or two if in the city.

Stephen Cunis was the third player who decided that he had had enough. With his enjoyment for playing the game gone it was time to concentrate on his new passion - coaching. Stephen joined St Albans at the beginning of the 1998/99 summer and over the years has fashioned an outstanding record with the club. Figures of 133 games, 3338 runs at 27 with three hundreds, 311 wickets at 13 (ninth all-time for St Albans) with a best of 7-23 only tell half the story.

Cuni's competitive nature and aggressive take-no-prisoners approach has been instrumental in the success of the Premier men's side over the last 11 seasons. As a player he has been a part of four championship-winning teams and, in the case of last season, has coached another to win the title. Stephen has now coached the Premier men's side and the two teams directly below it for three seasons - the first two as player/coach and the third solely as coach.

Stephen also played 32 first-class matches for Canterbury, primarily as a medium-fast bowler, taking 79 wickets at 28 with a best of 5-59. He also chipped in with 1317 runs at 15 with a best of 64 not out. He played another 55 one-day matches, taking 68 wickets at 26 and scoring 199 runs at 12.

Cuni was a very damaging player whether coming in late in the order with the bat, nipping the top off with the new ball or bowling economically through the middle stages and at the death. Stephen has

had a successful transition to the coaching ranks, not only with the Premier men's team at St Albans but also with the Canterbury Magicians. We wish Stephen well in his future endeavours, wherever they may lead him.

This season the club welcomed several overseas amateur players to the club. Daniel Vernon, Mike Adams and Andrew Lawton all came from various club sides in the UK while a young Dutch girl, Christine Erkelens, also came over for the summer. These four all had rooms in the club's house on Brockworth Place. I know that all had an enjoyable time at the club and we thank them for their contribution. Tom Hughes and Rob Sparks, both also from the UK, linked up with us for a few weeks after Christmas. Sam Cassidy was also a visitor to the club, hailing from the home of Gaelic football and hurling, Ireland.

Once again we hosted a Hutt District team on our opening weekend. Sad to say, that although the game between the two sides was close, "The Embers" trophy returned to Wellington with the Hutt boys. We were perhaps expected to go a wee bit better due to the fact that we had already played another warm-up game the previous weekend, aimed at ridding the wrinkles and rustiness accumulated during the sedentary winter months. I am referring to an invitation that was extended to the club to travel to Blenheim and play against a Marlborough representative side coached by Denis Aberhart. We initially thought that the opposition might just have been a club side, but the higher standard of players in the opposing team surprised our lads. However, a good game unfolded after a wobbly start to our batting effort. The match was eventually lost but a good workout and bonding weekend was had. Hopefully a return trip to the province of sunshine and vines can be arranged for mid-September this year.

The social aspect of the season was very well led by Aaron Johnstone as appointed "CEO of Fun". He gathered around him an enthusiastic group of "fun people" and they arranged and executed a solid programme of events and functions. Amongst them was: the annual quiz night, with a team from the BBBBs successfully defending their title; the bowl-off, with Stephen Cunis defeating Amy Turner in the final; the bus trip to a Motukarara race meeting, which was again a successful day; plus a newly-instituted bowls afternoon. I think that Daniel Vernon and Kelvin Scott had the most success at the races, while the pairs team of Aaron "Call me Gary Lawson for the afternoon" Johnstone and Michael "of course I'm Gary's partner" Davidson clinched the inaugural St Albans bowls trophy.

Other events included the Christmas party organised by the Whites and the overseas amateurs. This was a resounding success, particularly if the state of the lounge and the bar take was anything to go by. I didn't see too many back at the pavilion the next morning to help clean up!

Finally, we had the end-of-season series of break-ups and prize-giving nights. Three were held at the club and the fourth, the CCA awards, at the Aurora Centre at Burnside High School.

At our own prize-giving night a total of 38 awards were presented - the various team player of the year awards, all the performance trophies and many fun ones. The main trophies and awards were kept to the end of the night and were presented to a standing ovation and enthusiastic encouragement.

The club's main player of the year award went to Rob White. The personality of the year went to his wife Emma. It was a shame that neither were in attendance as they had returned home two weeks earlier. The two awards for the best young players of the year went to Casey O'Brien-Smith (the Kim Jamieson Memorial Trophy) and George Earl (the Zin Harris Memorial Trophy). The eagerly-awaited Rod McCurdy award for the greatest number of peccadilloes, poor etiquette, faux pas and other forms of cricketing misdemeanours went to Cameron Ward for his complete disregard for the rules of changing room cricket, played when wet outside. He let the stump (which was the bat) slip from his grasp - after being told he was being too aggressive - in an attempt to hit sixes and fours when singles, defence, deft turns to fine leg and guides to third man were called for. Yes, he let the stump slide from his hands in his attempt to get another big one ... right into the face of his team-mate Lance Jessup with a sickening, head-splitting thud. Poor Lance ended up in hospital for the rest of the day and the team had to play with 10 men when the game eventually got underway. I think Cameron was heard to say something about not knowing how to do mouth-to-mouth when the team was gathered around their fallen warrior trying to revive him.

There are a few other significant awards I'd like to mention. The first is the double hat-trick taken by Amy Satterthwaite on January 30 against the East Shirley Premier girls. Four wickets in four balls is quite a feat - congratulations Amy. This summer's Stumbling Block award went to Pierre Flavell. After scoring a hard-hit 110 the week before he was run out for 99 the following week. However, Pierre did secure the season's Most Sixes Crown, which he wore with pride on the night. Thirty in a

summer was not a bad effort and was 11 maximums ahead of the next best player. Finally, the trophy that no-one wants is the little yellow quacker - the Most Ducks Cup. This year it went to Andrew Lawton with six. Five other players ended up with five, which kept the quacker race interesting and a talking point throughout March. As usual, a full run-down of awardees is listed elsewhere in this annual report.

The club also had some success at the CCA prize-giving night. Firstly, it was nice to see former club member Richard Hooper win the most improved umpire award (as voted by the Premier captains) in what was his first full season as an umpire. Matt Holstein won the best under-20 bowler in Premier men's cricket, while Aaron Johnstone once again secured the trophy for the most dismissals in Premier men's two-day cricket. Rob White and Amy Satterthwaite each won their respective gender's top batting award, while Rob also went on to win the overall men's club cricketer of the year trophy.

Sarah Parker was accorded the honour of being named top female coach in Canterbury cricket. On the representative front, Amy Satterthwaite took both the Canterbury Magicians batsman of the season and the overall player of the year award. Congratulations to all those who were successful at this function.

No report would be complete without acknowledging the ongoing help of the CCA, specifically Lee Germon and his staff. We thank them for their support and understanding in what has been a challenging season for the club. I guess we see most of Mike Fisher, whose roles include heading the competitions committee, chairing all the club advisory groups and acting as club liaison, amongst many other day-to-day operations. His is a job with 2000 bosses and he does well to keep most of us happy. Not an easy job, I would suggest. We would also like to thank our groundsman Tom O'Carroll and his boss Jeremy Hawker for their earnest efforts. We try to be a good tenant, however from time to time we do stretch our luck a wee bit - over-enthusiasm, I suspect. But the sightscreens did bounce back without too much trouble!

I would like to take this opportunity to personally thank club captains Sarah Helmore and Pierre Flavell for their efforts during a hard and challenging summer. Things didn't always go as you would have liked them to. The playing numbers were really insufficient for the number of teams we had and we scrambled to get sides onto the field at times. You also had a couple of difficult situations that required a calm, thoughtful and fair outcome. Not an easy summer. Both have

intimated that they will not be available for next season, necessitating a diligent and thorough search for appropriate replacements.

From the current committee, Matt Sutherland (after five summers) and Jonathan Price (two years) have decided to call it a day. Matt has been our bar manager for the last three years and has worked quietly but efficiently behind the scenes. He has also instigated several sponsorship arrangements with not only his employer, Steelplus Ltd, but with others too. While Jonnie will continue to churn out mountains of runs for the President's grade team I do hope that Matt will continue to play the odd game as I know that his team will really miss his run-making ability and friendly persona. Thanks guys for your efforts.

All the others that are currently on the executive and committee have agreed to continue on. However, there is room to persuade other club members, whether they be playing or non-playing members, to put their hand up and be elected to the committee at the AGM. In general, we like to talk to people first before confirming their nominations at the AGM. We don't want people to be under a false impression of what being on a successful committee of a successful club entails. It does require a commitment of time, expertise and enthusiasm.

During the 12 months of the season (from AGM to AGM) the club executive and committee met on 12 occasions. Attendances at the first 11 meetings and years of service to the club were as follows:

		Meetings	Years
President/Chairman:	Alan Jamieson	11	37
Secretary:	Scott Mason	11	9
Treasurer:	Lindsay Serra	9	27
Women's Club Captain:	Sarah Helmore	9	1
Men's Club Captain:	Pierre Flavell	4	6
Bar Manager:	Matt Sutherland	5	5
Committee:	Duane Pettet	11	7
	Aaron Johnstone	9	5
	Richard Carrigan	10	2
	Jonathan Price	6	2
	Amy Turner	7	2
	Hayden Pipe	7	1
	Trudy Pipe	7	1

The club continues to have a warm and vibrant after-match social ambience. Thanks should go to Tasha Monk and Ann Bergman who run the bar and kitchen facilities during the season. Their friendly, chatty manner and esprit de corps is appreciated and adds considerably to the overall club environment and spirit.

Once again the club contributed to various representative men's and women's teams. Congratulations to Chris Martin and Amy Satterthwaite on their continued selection in New Zealand teams. You guys keep our club name to the forefront while bringing viewing pleasure to club members, particularly when on TV. May you continue to show the form that will ensure ongoing selection in our national sides.

Congratulations are also extended to the women in the club who represented Canterbury and who played in the Magicians team during the season. We were delighted to watch your progress during the summer. To have eight girls from our Premier women's side selected was a meritorious achievement. Together with Amy, we had Kelly Anderson, Janet Brehaut, Amber Boyce, Sarah Burke, Lea Tahuhi, Emma White and Natalie Cox (who was selected as 12th man).

On the men's side Chris Martin and Chris Harris wore the red and black colours of the Canterbury Wizards this season. News has recently come through that Chris Martin has decided to move back to Auckland. We thank him for his contributions over the last season and wish him well for his cricketing future.

As well as these players a number of other club members were selected in other Christchurch or Canterbury teams. They are listed elsewhere in this report. Congratulations to all.

The club ran the popular Tuesday evening Twilight Zone 20-over social team competition. Kevin Snook came out of retirement "once again" and surprised a few with his renewed vigour and organisational skills. Now in its 10th year, the competition has had a major fall-off at the after-match function and considerable efforts will need to be made by the incoming committee if this form of the game is to be continued and supported.

I guess I need to take this opportunity to keep an "on-record" summary and write a paragraph or two on the progress of the transformation of Hagley Oval into a Test and provincial venue. Currently most of the work being done is behind the scenes and is not

all that visible to the naked eye. The most disturbing and concerning turn of events for the club to chew over is the re-siting of the new pitch block to the middle of the oval, rather than being more to the back. This will not only take out of commission Hagley 4 and 6, which we expected, but now also Hagley 1. It is envisaged that Hagley 3 will remain as the Riccarton club's Premier pitch. However, the CCA have assured us that our club will have the new Test and provincial block as our home pitch.

This plan, in itself, is fine and I am sure that the players will enjoy playing on a superior pitch and outfield, but it will be further away from the pavilion and the traditional viewing areas under the trees. It will also mean that those - and let's be fair, there are not many spectators - who would like to watch club cricket on the oval from the elevated position of our club balcony will only be able to see our Premiers in the distance and maybe a game on Hagley 3. Gone will be the days of having a choice of four games to watch.

We are staunch in our stance that for the CCA to keep our support we require them to provide replacement pitches for top level men's and women's cricket on the current Hagley Sports Centre area (the pitch will be turned to go north/south) and on the area known as Polo 1. The artificial pitch and concrete block will be lifted and a quality grass pitch with a superior outfield will be established here for our club. We are also pushing hard for facilities to be provided for changing, scoring and protection from inclement weather. These are paramount if we are to move forward and have compensation befitting the massive changes.

We are also assured that our current practice block will remain untouched. A new practice area for the Wizards and Magicians will be built behind the Horticultural Society building adjacent to the new Premier men's pitch, with our club having unfettered use of this facility when our current nets cannot be used.

Finally, we have the addition of a (very) large embankment to be built around the southern half of the new ground. This was originally to have been of modest size, starting about where the big tree is and sweeping around to just past the Christ's College groundsman's house. Because the pitch has now been moved into the middle of the oval and the arborists from the council have deemed the embankment needs to be outside the drip line of the trees, a more substantial embankment has been outlined to the club. This will measure 30 metres at the base with a 15 metre incline from the oval to a 10 metre flat top. A five metre slope down the back will complete this major piece of

earthworks. However, it won't be over 1.8 metres in height. Most concerning is that it is now planned to start in front of the hedge outside groundsman Tom O'Carroll's house. The CCA are also having difficulty in getting the Horticultural Society to agree to any shift or redevelopment. The current Old Boys Collegians pavilion is also in "sale" mode with the CCA. According to the plans we have seen, this facility, when purchased and rebuilt, will be twice its current size and cut into the embankment.

Work was supposed to have started in September this year, however, for a variety of reasons, notably the local body elections, work has been delayed until at least after this upcoming season is over.

A new development over the winter months has seen four new artificial pitches on the inside of the wicket blocks on Hospital Corner 1, 2, 3 and 8. These are a welcome addition and will add versatility to each of the blocks in terms of the range of cricket that can be played there.

As you can see, your executive and committee has a major task ahead of it to make sure that the club, its history, geographic advantage, club ambience, the position of where to have our top sides playing and practicing (if not in front of the pavilion, then not far away) as well as the attractiveness and status as a top club to join is well preserved and cherished.

This last season has seen the club have one of its most difficult and challenging years, financially speaking. The demise of the charitable Eureka Trust as a supporter of sporting clubs and organisations hit us hard. In fact, the club failed to get any funding of note for the regular areas that we generally receive funding help with. This is a big wake-up call and brings into clarity the need to not neglect traditional funding avenues.

We will show a considerable loss on the season, which treasurer Lindsay Serra outlines in more detail later in this publication. We will need to adhere to a substantial period of belt-tightening and austerity if we are to climb out of the current poor position that we find ourselves in. On the other side of the ledger, we will need to fundraise more robustly and along well-worn paths, while also recommending a modest increase in subscriptions (these have been held now at the current level for three years) and bar prices. This will ensure that the whole club will be treated equally, rather than favour a few.

We hope that everyone will get in behind this effort and support the

club in what is a tough time. With your help we are confident that it will only take one season of strident measures before we can ease up a wee bit.

Lindsay continues to be a "rock" in the area of the club's finances. His calm, adroit and professional handling of the "club dollars" is very proficient. As secretary, Scott Mason not only does an excellent job with the administrative areas but also in many other areas of the club's operations too. He often puts his hand up to do other duties, while many around him watch quietly from a distance. Thanks guys, your efforts don't go unnoticed.

In a couple of weeks' time the Annual General Meeting will be upon us. We hope a good turnout will show support for the club. From thence it will be pre-season training for those trying out for the top three men's and top two women's sides. Hopefully recruitment ventures and strategies throughout August and September will be bringing in positive results. We need new players right across the board. Tradition tells us that most new members come on a recommendation or personal invitation from a current member, so please keep your eyes and ears open for new blood. Advertising comes in many forms and also has its place.

We also need volunteers to take a management or organisational role in several areas of the club. Most are not too onerous and need no more skill or ability than common sense and some spare time. Please seriously consider helping out. There are several jobs and positions - some on the committee, some not - that need filling before next season's first ball is bowled.

Winter well my friends. I look forward to renewing acquaintances again come the beginning of the club's 106th season. My gloomy thoughts are now well tucked away and I'm on the first step of a successful and upward revival that will be the 2010/11 season.

Alan Jamieson

Men's Club Captain's Report

When Duane Pettet announced that he would be unavailable for the position of Men's Club Captain after three seasons of managing the men's side of the club's day-to-day affairs, also in a most proficient manner, I never thought that I would be the one to take over. Duane had set a high bar and the club was running smoothly. What a challenge, I thought. Well, what a challenge it was. I quickly learned that managing and overseeing eight sides was going to take all the experience and man-management that I could muster. Thankfully my main task was with the afternoon grade cricketers.

The weather during the season was patchy at best. Coolish and a bit damp before Christmas, hot over the break, cloudy and uninspiring during the early part of January and then very warm, settled and the most pleasant cricketing conditions throughout February and March. Only two whole days were lost to rain or underfoot conditions.

The club entered the three regular morning grade sides. Special thanks to Stephen Cunis, Aaron Johnstone and the other two captains for looking after the selections and trainings for these sides.

I was constantly aware that player numbers were tight and that, in general, we select sides from the top down and that's the way it should be. This, however, created a bit of friction between the teams at the top of the afternoon grades, where the replacements generally came from.

With the BBBBs (which were playing in 3A, the top afternoon grade) effectively being a stand-alone side the onus came on the 3C team to supply players to the morning grade teams. This created a side reminiscent of a busy bus station with lots of comings and goings and little visual sense of stability. This team will need some serious TLC if it is put in the same position next summer.

The next team down, the 4As, had a season blighted by a lack of players and wins were few and far between. One team to experience a nice run was the 4Bs, a new group of lads to the club. They enjoyed a very good first-up season and certainly came home with a wet sail.

The President's grade team made a concerted effort to challenge for a title. However, a late season form slump, together with a fairly significant injury toll, didn't help the team.

Thank you to the captains who were a very useful conduit between myself and individual team members. My work often took me out of

town and trying to do team selections, hunt up replacement players and liaise with the morning grade selectors wasn't all that meritorious on occasions. Communication is certainly a key requisite in this job. I apologize if it sometimes seemed I let you down.

I guess placings of second, fourth, fifth, eighth and ninth in the afternoon grades doesn't make great reading, however all sides remained committed and in functioning mode until late March, when a couple of 3C defaults were registered.

Congratulations to the Premier men's side for retaining their two-day Trophy title in a competition race which went down to the wire, with the spoils only secured on the last day of the season. The side had a very handsome and successful summer, having also recovered to be semi-finalists in the one-day competition after a slow start.

The 2As (the club's second XI) managed sixth placings out of eight teams in their two main competitions but were a creditable third-equal in the Twenty20s. The side had about four or five different captains over the summer and consistency in selection was a challenge for Cuni.

Duane Pettet's 2Bs were again greatly affected by unavailabilities and the movement of players into the two sides above, finishing well down the ladder with a fifth and two seventh placings. Team spirit remained high although Duane and the regulars in the side were clearly disappointed in their summer's efforts.

New Members

As a central city club with no obvious or designated suburban residential area surrounding us, the club relies on a vigorous recruitment campaign to keep our numbers at a healthy level. Those that joined in 2009/10, either prior to it or direct from secondary school mid-season were:

Michael Adams	Kris Gagliardi	David O'Rourke
Chris Blackmore	Simon Hall	Ben Ramsay
Mark Bolderson	Jono Hamilton	Dan Ramsay
Ben Burrough	Hitendra Hirani	Allan Scott
Andrew Button	Tom Hughes	Rob Sparks
Sam Cassidy	Rakesh Jaiswal	James Spray
Bala Cole	Karl Josephs	Daniel Stribling
Jeremy Cumming	Andrew Lawton	Ryan Swanston
Robbie Currie	Chris Martin	Stuart Thompson
Lars Davison	James McCarthy	Josh Van Vianen
Anurag Diwakar	Alistair Melville	Ashit Vekaria
Elliott Dunn	Phil Mitchelmore	Daniel Vernon
Ross Falconer	Mike Nuttall	Rob White

We hope that you enjoyed your stay with our club and look forward to seeing you back in St Albans colours next summer. We are always on the lookout for new players, so if you know of anyone or come into contact with a possible player please let us know.

Members Who Have Left

Each year the club says goodbye to a significant number of players for varying reasons. Many retire, are carrying injuries or just give the game away (with many returning in later seasons). Some travel overseas on their OEs, while a fair few of our University players need to seek job opportunities in other cities or countries.

Some are also disenchanted and feel that their needs haven't been met at the club or that better opportunities can be found at another club. We wish everyone listed below who has worn the St Albans cap every success and prosperous endeavour wherever life takes you. Should you ever wish to return to the club, then I can assure you that a warm welcome will be waiting.

When you read the list, you could be forgiven for thinking that the club has problems with its many mobile members but, in reality, it only accounts for about 20 percent of the total adult male membership and it has stayed relatively similar over recent years. We plan for a significant turnover and are not afraid to list the names.

Those who moved on and took no part in the 2009/10 season include:

David Backx (gap year at Cathedral Grammar over, returned to the UK)
Laurence Bax (Scottish amateur, returned to the UK)
Scott Brooker (postgraduate study, work and travel dragged him away)
Jeremy Clarkson (went to Australia)
Blair Clatworthy (work commitments creating the need for more family time)
Dale Cook (moved to Australia for work)
Neil Cross (returned to the UK to live)
Jono Dobbs (travelled the world for a year)
Craig Drennan (busy with setting up new business and a new baby)
Henry Fisher (spent season in Spain playing rugby)
Tom Fisher (remained in Ireland after spending a season playing cricket there)
Dan Footitt (English amateur, returned home to UK)
Justin Gourlie (returned to South Africa for family reasons)
Grant Hall (no report on why he gave game away)
James Hamilton (English amateur, returned home to the UK)
Akbar Khawaja (hospital shift work took him away from the game)
Steven Knox (season's professional, not re-engaged)
Henry Nuttall (lost direction and motivation)
Jed Palmer (lost interest)

Ben Perry (waiting for the phone call)
 Henry Philip (Scottish amateur, returned to the UK)
 Darron Reekers (retired to golf)
 Bevan Rich (long term injury and lacked motivation)
 Kim Smythe (baby took precedence)
 Kevin Truesdale (went on OE to the UK)
 Phil Truesdale (recurring knee injury problems and lost interest)
 Dave Wilkinson (returned to the UK on a teaching sabbatical)

CCA Men's Club Cricket Player of the Year

Top 10:			Points
1st	Rob White	(St Albans)	1084
2nd	Todd Astle	(Old Boys Collegians)	953
3rd	Andrew Ellis	(Lancaster Park Woolston)	824
4th	Keryn Ambler	(Lancaster Park Woolston)	791
5th	Scott Borthwick	(Old Boys Collegians)	751
6th	Carl Frauenstein	(Riccarton)	750
7th	Nathan Astle	(Burnside West University)	747
8th	Sam Noster	(Burnside West University)	732
9th	Nick Johnston	(East Christchurch Shirley)	728
10th	Matt Holstein	(St Albans)	717

Other St Albans players:

Greg Dawson 657, Michael Davidson 574, Duncan Anderson 410, Aaron Johnstone 513, George Earl 365, Ben Langrope 415, James O'Gorman 332, Daniel Vernon 164, Jarrod Stewart 277, Chris McGoldrick 246, Chris Harris 175, Chris Martin 130, Angus Bruce 67, Angus McLean 66, Nigel Jones 43, Mat Munro 20, Ian Leach 10.

Representative Players

During the summer several of our club members were selected in various CCA representative sides. Congratulations go to:

New Zealand: Chris Martin

Canterbury: Chris Harris, Chris Martin

Christchurch Metro U19 Black: Chris McGoldrick

In conclusion, the club is a strong entity and already I hear that teams are recruiting for next summer.

Daniel Stribling's newbies are already looking forward to donning the whites again and hopefully will bring home some silverware. Tony Falloon's BBBBs team is in need of a player or two, as a couple of players are rumoured to be looking at retirement. Hayden Pipe's 4As have an extensive advertising campaign being launched soon to attract some batsmen to his team. Meanwhile, the President's grade side is always happy to take the older gentleman from within the club who might be looking for a more leisurely game on a Saturday, but with a fairly competitive edge.

As I mentioned before, a concerted effort will be needed to "power-up" the 3Cs if the club wants a grade-winning side as well as a good source of players capable of filling in at 2B level.

Finally, I would like to congratulate Rob White for winning the club's player of the year award. It is a richly-deserved recognition of an outstanding and season-defining performance. To the others in the club who received honours and trophies at the club prize-giving night, well done. Although thanking Rob for his on-field efforts, I would also like to acknowledge both Rob and Emma for their embracement of the club, its off-the-field functions and just their general presence around the club. One word says it all. Outstanding.

Due to work, travel and other personal issues, I will not be available to continue in this position next summer. I do hope to stay on the committee and also play, but my time is very limited and I feel that I wouldn't be able to do the position justice. Better to step aside and let the club find a more committed and organised person. I have enjoyed my time and will always be a Saints stalwart and be the first to help out in any aspect of club life, as and when required.

Winter well and, above all, support the club. It is yours, not those that run the club. They are only there to ensure order, stability, fiscal responsibility and the right environment is created so that members like you can succeed, have enjoyment and attain any individual goals that you may have set yourself.

Pierre Flavell

Women's Club Captain's Report

This year the women's section consisted again of Premier, first grade, second grade and girls' youth grade teams.

It has proved to be a hard year with a number of players retiring, moving out of town or unavailable for various other reasons. Unfortunately this meant the results weren't as good as they were the previous season.

There were of course some positives that occurred throughout the season. These came in the form of a few good individual performances, good numbers at trainings and having 14 Canterbury representatives spread over three teams plus a representative in the New Zealand White Ferns.

On paper we still had teams that were capable of competing for grade titles in the Premier, first and second grades but with our lack of consistent numbers and performances we struggled to win the close games.

New Members

As a club with a reasonable-sized women's section, we do attract a notable number of new members to the three adult teams and one youth team, which the club regularly fields.

Many only play for a season and find the sport too tough, while others find the competitive aspect too serious and only stay a few games. This is an issue that we need to address, but is not easy as the number of girls playing cricket is quite small.

On the other hand, a dedicated and motivated few do take to the game like a duck to water. Hopefully the pathway that is open and genuinely available for girls with talent is easy to locate and travel up. Those that joined St Albans this season include:

Carmen Blignaut
Nicola Blue
Sarah Cairns
Christine Erkelens

Laura Jones
Anna Kennedy
Ella McLeod
Alita Penner

Kate van Beurten
Emma White
Vivian Xu

We hope to see all of you back at pre-season training in September.

Members Who Have Left

Prior to and during the season, several girls intimated that they were not available or were giving up the game. A couple of others joined other clubs, which we hope worked out well for them.

Our club had 19 such players that failed to don the whites last summer. They included:

Charlotte Anderson (transferred to the East Christchurch Shirley club)
Anna Button (gave up)
Ang Dickson (long term injury concerns)
Lee Edy (taking season off may be sighted again)
Ashleigh Findlay (found other things to do)
Sam Fitzsimon (transferred to the Lancaster Park Woolston club)
Amy Jackson (lost interest)
Megan Jamieson (went on OE to the UK)
Tessa King (moved to Australia)
Casey Lloyd (no-one knows what she is doing)
Jess McCarthy (gone, no fixed abode)
Lara McKenzie (not sighted - too much skill to be MIA)
Bridget McMaster (lost interest)
Hayley Meads (transferred to the East Christchurch Shirley club)
Lisa Moore (transferred back to the Lancaster Park Woolston club)
Lucy Newton (ran out of puff)
Josie O'Reilly (retired or got tired, not sure)
Kimberley Rattray (maybe just a year off - too talented to be on the scrap heap)
Carmen Wilce (shifted out of the province)

As we always say, the door is always open for a quick return. Hopefully the years learning the game won't be all wasted. You are retired for a long, long time.

Team Summaries

Premier - The team had the potential and players to perform very well this season, even with a number of retirements from the previous year.

Unfortunately, we were often on the wrong side of some close losses. The team lacked the consistency with both bat and ball throughout the season to push on for more victories.

The team was also greatly affected over the representative season as we provided up to eight players to the Canterbury Magicians team, which was an awesome effort but it did affect our results at club level.

Some of the good individual performances over the season included: Sarah Parker scoring 62 not out against Lancaster Park Woolston-Sydenham, her maiden half-century in eight seasons at Premier level; Caroline Hamel taking her first Premier wickets, with figures of 3-8 and 2-7 in consecutive games; Amber Boyce providing regular quality all-round performances, tallying 357 runs and 16 wickets in all; Amy Satterthwaite contributing some good all-round performances, scoring three 50s and taking regular wickets including a double hat-trick against East Shirley; Rowan Milburn scoring an unbeaten 88 in her one-off cameo appearance for the season; Lea Tahuu contributing a good 71 not out in a Twenty20 match against Old Boys Collegians-Country; and Meg Kendal scoring two 50s to go with her promising glove-work.

Emma White contributed hugely both on and off the field to the Premier team and St Albans as a whole, winning the club's personality of the year award.

This season a number of players made their Premier debuts. These included Ashley Soper, Caroline Hamel, Tessa Hopkinson, Christine Erkelens (from the Netherlands), Emma White (from England), Ainsley Crawford, Faye Tahere, Amy Voice, Nicole Sloan and Carmen Blignaut. All handled the step up well, which means that with continued improvement by these players it could provide the club with some good depth for seasons to come.

The team's best result was finishing runners-up to the dominant East Christchurch Shirley side in the Show Weekend Twenty20 Cup tournament. They just missed out on a berth in the one-day Cup final after results in the final round failed to go their way. They finished a disappointing last in the Twenty20 Trophy competition which brought the season to a close.

First Grade - They had a competitive team which performed well a lot of the season, especially when they had their full complement of players. Their quest for the grade title was not helped by a number of defaults throughout the season due to lack of numbers across the women's section.

Despite having to default three times the team still managed to push hard to finish second in the Super 8s competition late in the season, but sadly they couldn't quite go a step further to pull off the win. The team finished last in the one-day competition, though were never much off the pace.

The team was captained by Amy "Mush" Turner who often led from the front by getting regular runs and wickets, earning her the team's player of year award.

It was great to see three O'Brien-Smiths out on the park regularly (Mum Chris plus her two daughters, Casey and Taylor), with all of them playing key roles. Casey regularly showed promise with bat, ball and gloves and definitely has the skill to take the next step up to the Premier team. She was a worthy recipient of the club's young female player of the year award.

Second Grade - This team fought hard to retain their title but lost out to Merivale-Papanui, mostly due to having a lack of numbers at vital times throughout the season.

Sarah French regularly stepped up to perform consistently and was a deserved winner of their player of the year title. They still supported the club by contributing to the bar profits after their games and were often last to leave the pavilion on a Saturday night.

Girls' Youth Grade - This was a young team for this grade, but with some promising players who will be better for the experience next season, if we keep them together. The team made progress throughout the season and with some good quality coaching I think this team could grow into a competitive side.

The team finished towards the lower part of the table in both the one-day and Twenty20 competitions but will benefit from what they have learned this summer and hopefully take them further in 2010/11.

Player of the year Cassie Stewart regularly showed her promise with both bat and ball and is looking to take the step up to first grade next season.

All players made a contribution at some stage throughout the season, either with bat, ball or in the field. They also seemed to have a lot of fun in each other's company on a Saturday.

Thanks also to all of the parents that helped transport players, score and umpire throughout the season. It was great to see the parental support on the sidelines. A special mention must go to Geoff Sloan who was a regular supporter of all three of his daughters on a Saturday, especially notable when they all played for different teams and at three different venues.

Representative Players

During the season a large number of St Albans players were picked to play for various representative teams. Congratulations to all named.

New Zealand: Amy Satterthwaite

Canterbury: Amy Satterthwaite (captain), Kelly Anderson, Amber Boyce, Janet Brehaut, Sarah Burke, Meg Kendal, Lea Tahuu, Emma White

Canterbury Development XI: Meg Kendal (captain), Natalie Cox, Clare Nicholas, Sarah Parker

Canterbury U17: Natalie Cox, Sarah Gagliardi

Christchurch Metro U17 Red: Sarah Gagliardi, Casey O'Brien-Smith, Ashley Soper

Stephen Cunis coached the Canterbury women's team, Sarah Parker coached the Christchurch Metro Under-15 Red girls and Rowan Milburn was manager/assistant coach of the Canterbury Development XI.

CCA Women's Club Cricket Player of the Year

Top 10:			Points
1st	Hayley Jensen	(East Christchurch Shirley)	825
2nd	Frances Mackay	(LP Woolston-Sydenham)	795
3rd	Sam Fitzsimon	(LP Woolston-Sydenham)	784
4th	Krista Neilson	(East Christchurch Shirley)	752
5th	Sara McGlashan	(East Christchurch Shirley)	706
6th	Kate Pulford	(East Christchurch Shirley)	704
7th	Amy Satterthwaite	(St Albans)	613
8th	Kim Minogue	(East Christchurch Shirley)	612
9th	Amber Boyce	(St Albans)	597
10th	Maria Fahey	(LP Woolston-Sydenham)	480

Other St Albans players:

Meg Kendal 381, Lea Tahuu 381, Kelly Anderson 343, Sarah Parker 299, Clare Nicholas 270, Emma White 265, Janet Brehaut 218, Natalie Cox 177, Anthea Stanley 147, Rowan Milburn 108, Christine Erkelens 106, Josie O'Reilly 102, Faye Tahere 90, Amy Turner 82, Caroline

Hamel 71, Tessa King 61, Sarah Burke 57, Anne Mackechnie 27, Ainsley Crawford 26, Carmen Blignaut 21, Tessa Hopkinson 12, Alice Forbes 6, Mel Cormick 5, Ashley Soper 3, Clare Forbes 2, Sarah Gagliardi 2, Casey O'Brien-Smith 2, Amy Voice 2, Sarah Helmore 1, Nicole Sloan 1, Sarah Rosanowski 0.

In summary, the key to retaining and recruiting players is providing a fun, friendly and welcoming environment for players to play in. We spend up to eight hours with team-mates every week over the course of six months, so this environment has to be one that players look forward to coming into each week and enjoy being part of. This includes providing a learning environment at trainings, good team spirit and also a fun social atmosphere back at the pavilion. Every player needs to take responsibility to help out in all of these areas.

Things that we will be addressing before next season include recruitment of more players throughout all women's teams, encouraging players to commit and support the club and team-mates and decreasing the amount of defaults due to lack of numbers.

See you in the 2010/11 season - it is only two months to pre-season training! Enjoy the winter.

Sarah Helmore

Top Individual Performances

The 2009/10 season was particularly subdued when it came to notable individual performances. There were only nine centuries scored (compared to the average of 13 tons) and a meagre five six-wicket hauls (well down on the mean of 17). The number of fifties and four or five-wicket bags was noticeably down on recent years too.

None of the Saints women scored a century or took a six-for this season. The best woman in both categories was Premier all-rounder Amber Boyce, who made 88 with the bat in a one-dayer (as did team-mate Rowan Milburn) and took 5-8 with the ball in a Twenty20 match.

Daniel Stribling's 135 was the lowest individual score to top the leaderboard for 10 years (back when 129 was good enough to end up in the No. 1 spot). Dan Johnston's 6-20 was the "worst" best bowling figures in a season for as far back as the club's records go!

Stribling's century was scored in just his seventh innings for the club and easily surpassed his prior best of 41, which he made in his previous appearance at the crease.

Johnston's haul was his maiden six-wicket bag for the club, after having taken five-fors on five previous occasions - the best of which was 5-18 for third grade (now 2B) against Riccarton in 2004/05. With three centuries already to his name, he also joins the select group of those who have appeared on both the batting and bowling lists.

Rob White was the only player to reach three figures more than once this summer. In fact, his achievement of scoring three centuries in a season is the first by a Saints player since Andrew Denford did it for second grade (now 2A) in 2001/02. It is only the fourth time a Premier batsman has managed it - Jarrod Englefield was the last to do so when he scored an unprecedented four tons in 2000/01.

All bar one of the batsmen who scored centuries were doing it for the first time for the club. Pierre Flavell's 110 was his third ton and career-best at St Albans, surpassing the 103 he scored in 2000/01 and 102 in 2001/02 - both for the fifth grade 'B' team (the 'BBBBs' who now play in 3A grade). Flavell came within a whisker of a fourth ton for the club in his very next innings, being dismissed for 99. President's grade team-mate Jonathan Price was the only other player to reach the 90s at least twice - though he converted neither to centuries, making 93 and 90 not out, both against East Christchurch Shirley Blue.

Duncan Anderson is the only bowler to have previously taken a six-for for the club. This season's haul was his third, though it falls well short of his best sets of figures - 8-8 and 7-20 for the 2As last season.

Two players collected 10-wicket match hauls in two-day cricket this season. The best figures belonged to Dan Johnston, who took 10-66 off 30 overs for the 2A men against Marist-Harewood. It is his second such haul after taking 10-59 against Marist in the same grade four seasons earlier. Duncan Anderson was the other, taking 10-104 off 45 overs for the Premier men against East Christchurch Shirley.

Amy Satterthwaite was the only hat-trick taker this season. She went a step further by performing the even rarer feat of four wickets in four balls. It is the first double hat-trick in the club since Hannah Rae (5-12) took one for the Premier women against Riccarton in 2001/02.

Batting:		Grade	Opposition	Date
Daniel Stribling	135	4B Men	v Scots Raiders	12/12/09
Rob White	126*	Premier Men	v BWU	30/01/10
Rob White	126	Premier Men	v Syd	21/11/09
George Earl	124	Premier Men	v Mar-Hare	20/03/10
Lance Jessup	117	2B Men	v OBC	12/12/09
Greg Dawson	114	Premier Men	v ES	06/02/10
Pierre Flavell	110	President's Men	v ES Gold	30/01/10
Brad Smith	108	3A Men	v Ricc	05/12/09
Rob White	108	Premier Men	v Ricc	20/02/10

Bowling:		Grade	Opposition	Date
Dan Johnston	6-20	2A Men	v Mar-Hare	20/03/10
Simon Hall	6-29	3C Men	v Add	13/03/10
Matt Holstein	6-32	Premier Men	v Mar-Hare	27/03/10
George Earl	6-61	2A Men	v OBC	05/12/09
Duncan Anderson	6-70	Premier Men	v ES	06/02/10

Hat-tricks:		Grade	Opposition	Date
Amy Satterthwaite	4-36+	Premier Women	v ES	30/01/10

+ double hat-trick (4 wickets in 4 balls)

St Albans Awards Winners, 2009/10

Most Ducks Cup:

Andrew Lawton (2A/2B Men) - 6 ducks

Most Sixes Crown:

Pierre Flavell (2B/President's Men) - 30 sixes

Most Economical Twenty20/One-day Bowling Figures:

4 overs: Daniel Vernon (2A Men) - 4-2-3-2

5 overs: Mel Reid (2nd Women) - 5-2-4-1

8 overs: Scott Mason (3A Men) - 8-4-6-1

10 overs: Duncan Anderson (2A Men) - 10-1-11-3

Most Runs Scored Off An Over (by a batsman):

Rob White (Premier Men) - 20 runs

Most Runs Conceded Off An Over (by a bowler):

Daniel Vernon (2A Men) - 27 runs

Best All-rounders:

Men (morning): George Earl (Premier/2A Men) - 572 runs and 22 wickets

Men (afternoon): Daniel Stribling (3C/4B Men) - 448 runs and 27 wickets

Women: Amber Boyce (Premier Women) - 357 runs and 16 wickets

Keeper: Jonathan Price (2A/4A/President's Men) - 900 runs and 27 dismissals

Rod McCurdy Award

(for faux pas, cricketing misdemeanours, peccadilloes and violations of cricketing etiquette, skill and social acceptability):

Cameron Ward

Stumbling Block:

(for falling at the final hurdle):

Pierre Flavell

Gunna Award:

(for claiming they were 'gunna do this' and 'gunna do that' often during the season):

Pierre Flavell and Jonathan Price

Personality of the Year:

Emma White

Noel Love Memorial Trophy

(for the older St Albans member who shows outstanding enthusiasm, dedication, camaraderie and social interaction, both on and off the field):

Ann Bergman

Supporter of the Year:

Geoff Sloan

Peers Cup

(club member contributing most on and off the field):

Alan Jamieson

Zin Harris Memorial Cup
(young male player of the year):
George Earl (Premier/2A Men)

Kim Jamieson Memorial Cup
(young female player of the year):
Casey O'Brien-Smith (Premier/1st Women)

Daygo Award
(most afternoon grade wicket-keeping dismissals):
Jonathan Price (4A/President's Men) - 26 dismissals

Frank O'Brien Memorial Cup
(most runs in one grade):
Jonathan Price (President's Men) - 876 runs

Cyril Crawford Memorial Cup
(most runs in any grade):
Jonathan Price (2A/4A/President's Men) - 900 runs

Tom Burtt Memorial Cup
(most wickets in one grade):
Brad Smith (3A Men) - 40 wickets

Don Sandman Memorial Cup
(most wickets in any grade):
Brad Smith (3A Men) - 40 wickets

Bob Webb Memorial Cup
(most wicket-keeping dismissals in one grade):
Aaron Johnstone (Premier Men) - 41 dismissals

Team Players of the Year:
Premier Men: Rob White
2A Men: Dan Johnston
2B Men: Ben Brady
3A Men: Brad Smith
3C Men: Chris McGahan
4A Men: Mat Wiseman
4B Men: Daniel Stribling
President's Men: Pierre Flavell
Premier Women: Amber Boyce
1st Women: Amy Turner
2nd Women: Sarah French
Girls' Youth: Cassie Stewart

Club Player of the Year:
Rob White

CCA Awards Winners, 2009/10

Grade winners:

Premier Men - Trophy (Two-day competition)

Club cricket awards:

John Cowens Award

(awarded to the under-20 bowler in men's club cricket who took the most wickets in the Premier two-day and one-day competitions):

Matt Holstein - 35 wickets

Chattel Hayes Memorial Trophy

(awarded to the wicket-keeper making the most dismissals in the men's Premier two-day Trophy competition):

Aaron Johnstone - 26 dismissals

Roger Blunt Memorial Trophy

(awarded to the batsman scoring the most runs in the men's Premier two-day Trophy competition):

Rob White - 549 runs

Jean Ruddenklau Trophy

(for consistency in women's club and representative cricket):

Amy Satterthwaite

Men's Club Cricket Player of the Year

Rob White

Female Coach of the Year

Sarah Parker

Representative awards:


Speights Canterbury Magicians Batsman of the Year:

Amy Satterthwaite

Harcourts Vision Canterbury Magicians Player of the Year:

Amy Satterthwaite

TEAM REPORTS



Final Men's Competition Points

Premier Trophy (two-day)

St Albans	90.89
Old Boys Collegians	87.63
East Christchurch Shirley	78.12
Riccarton	69.18
Lancaster Park Woolston	64.59
Sydenham	61.82
Burnside West University	48.79
Marist-Harewood	47.41

Premier Cup (one-day)

East Christchurch Shirley	38
Canterbury Country	28
St Albans	28
Burnside West University	26
Lancaster Park Woolston	23
Old Boys Collegians	23
Riccarton	23
Marist-Harewood	21
Sydenham	18

Semi-final: East Shirley beat Burnside West Uni

Semi-final: **Canterbury Country beat St Albans**

Final: East Shirley beat Canterbury Country

Premier Twenty20 - Section 1

Riccarton	15
Sydenham	10
Burnside West University	5
Old Boys Collegians	0

Premier Twenty20 - Section 2

Lancaster Park Woolston	10
East Christchurch Shirley	8
St Albans	8
Marist-Harewood	5

Final: Riccarton beat Lancaster Park Woolston

2A Grade Trophy (two-day)

Burnside West University	93.57
Old Boys Collegians	92.32
Lancaster Park Woolston	83.89
East Christchurch Shirley	73.33
Riccarton	71.46
St Albans	63.48
Sydenham	48.07
Marist-Harewood	37.37

2A Grade Cup (one-day)

Old Boys Collegians	33
Riccarton	25.5
Sydenham	18
Marist-Harewood	18
East Christchurch Shirley	18
St Albans	11
Burnside West University	11
Lancaster Park Woolston	8

Semi-final: OB Collegians beat Marist-Harewood

Semi-final: Riccarton beat Sydenham

Final: Riccarton beat Old Boys Collegians

2A Grade Twenty20

Old Boys Collegians	25
Marist-Harewood	20
Burnside West University	15
Riccarton	15
St Albans	15
Lancaster Park Woolston	10
Sydenham	5
East Christchurch Shirley	5

2B Grade Trophy (two-day)

Lancaster Park Woolston	100.09
Riccarton	98.42
Sydenham	71.99
Old Boys Collegians	62.90
East Christchurch Shirley	54.62
Burnside West University Maroon	63.56
St Albans	43.70
Burnside West University Gold	12.63
x-Marist-Harewood	0.00

2B Grade Cup (one-day)

Burnside West University	23
Sydenham	23
Riccarton	23
Lancaster Park Woolston	23
St Albans	18
East Christchurch Shirley	18
Old Boys Collegians	13
Marist-Harewood	3

Semi-final: Burnside West Uni beat LP Woolston

Semi-final: Riccarton beat Sydenham

Final: Burnside West University beat Riccarton

2B Grade Twenty20

East Christchurch Shirley	28
Lancaster Park Woolston	20
Riccarton	20
Sydenham	18
Burnside West University	18
Old Boys Collegians	13
St Albans	5
Marist-Harewood	0

3A Grade

Merivale-Papanui	99
East Christchurch Shirley	90
Predators	89
St Albans	84
Halswell	74
Old Boys Collegians Team Boon	60
Hornby	52
Marist-Harewood	47
Sydenham Book L	42
Sumner	39
Pirates	37
Riccarton	29

4B Grade

New Brighton	98
St Albans	68
Hornby	63
Riverside Bar	63
Rob Roys	63
Scots Raiders	58
Southern Districts	58
Addington	53
Richmond	53
Merivale-Papanui	48

PETERSEN SHIELD

Lancaster Park Woolston	6.82
Riccarton	6.60
East Christchurch Shirley	6.28
Old Boys Collegians	6.00
Sydenham	5.85
Burnside West University	5.30
St Albans	4.83
Marist-Harewood	3.84

x - denotes withdrawn during
the season by its club

3C Grade

Parklands Patriots	92
Marist-Harewood	73
Burnside West University Ghetto Hustlers	67
Addington	62
Southern Districts	62
Upper Riccarton	50
Sydenham Cardinals	47
St Albans	30

4A Grade

Sumner	100
FBB Experience	88
New Brighton Gold	80
Addington	78
Halswell	78
Old Boys Collegians SNCC	58
Merivale-Papanui	53
Southern Districts	45
St Albans	40
New Brighton Black	38
Hornby	33
Marist-Harewood	23

President's Grade

Lancaster Park Woolston	78
*-East Christchurch Shirley Gold	75
Sydenham Cardinals	70
Old Boys Collegians	65
St Albans	55
Marist-Harewood	38
Burnside West University	35
Sumner	28
East Christchurch Shirley Blue	18
Sydenham Hospital	15

HADLEE TROPHY (two-day only)

Riccarton	390
Burnside West University	388
Lancaster Park Woolston	381
East Christchurch Shirley	377
St Albans	370
Old Boys Collegians	354
Marist-Harewood	353
Sydenham	336

* - denotes the current holder of the
Graham Frampton Challenge Cup

Premier Men

	P	W	L	D/T/NR	Place
Two-day:	7	3	2	2	1st (8)
One-day:	8	4	4	0	3rd (9)
Twenty20:	3	1	1	1	4th=* (8)
Total:	18	8	7	3	*2nd= in Sec2

One-day Cup

After taking a head count at pre-season training we knew from the number of players we had lost it was going to be a tough season for the club. Fortunately for the Premier team we had most of last year's squad returning and the bowling unit, which was the main reason for the previous season's success, were all back. Added to that, the acquisition of Rob White, an accomplished English country pro, gave us very good reason to be optimistic about retaining some silverware.

That optimism was soon extinguished with losses in both our warm-up games and our first three one-day matches to Canterbury Country, Old Boys Collegians and East Christchurch Shirley plus a washout against Riccarton. We were not playing poor cricket but we just couldn't get over the line and everyone still remained positive about making it to the semis.

The turning point came in our fourth match against Burnside West University. We scored 184 and then Matt Holstein and Jarrod Stewart bowled extremely well to keep us in the game. The match went down to the wire with Burnside needing two to win from the final ball to be bowled by Nigel Jones. The ball was hit straight back to Nigel, who calmly took the bails off to get us home by one run and start the ball rolling on what turned out to be a successful run to the semis.

We went on to win our remaining one-day games, including an emphatic nine-wicket win over Marist-Harewood, with the slow bowlers Matt Holstein, George Earl, Greg Dawson and Daniel Vernon taking eight wickets between them before Rob White topped the day off with an impressive unbeaten 83.

That meant we met top qualifiers Canterbury Country in the semi-finals. On a day where we were lucky to get any play at all we only managed a paltry 105, thanks mainly to a gutsy 44 from opener Greg Dawson. However, we were still pretty confident we could defend that total on an

average, damp wicket. Chris "Concrete Boots" McGoldrick took a screamer of a catch to get things started and we took regular wickets from then on to have them 80/7. We then missed a couple of chances that could have made a real game of it and ended up losing by three wickets. This finished our one-day campaign which, I guess, you could call a success after playing in must-win matches from Round 5 onwards.

Once again bowling was our real strength with Duncan Anderson, Michael Davidson, Chris Martin, Matt Holstein and Greg Dawson all averaging under 15 and having economy rates of under three runs per over. With the bat Davidson, Rob White and Chris Harris all managed one fifty each, while there were a number of gritty contributions from the top order to sneak us home in a number of games.

Twenty20 Trophy

This season's Twenty20 tournament was again played on Hagley Oval over Show Weekend. The eight Premier sides were divided into two pools of four based on the previous season's finishing order. We had Lancaster Park Woolston, Marist-Harewood and East Christchurch Shirley in our pool.

Chris Harris took 2-13 from four overs in the opener against LPW but we fell short by 10 runs after a sluggish start to our chase for 136. In our second game an unbeaten 57 from Harris steered us to a three-wicket win over Marist after Matt Holstein's 2-12 from four overs had helped to restrict them to a moderate total of 121/9. Unfortunately, all thoughts of a final berth were already over due to other results and the count-back system being used. In the purely academic Sunday fixture we tied with East Shirley to finish second equal in our pool.

Our players enjoyed the brief tournament and look forward to next year's competition, knowing that the rules have been amended such that more teams will still be alive in the tournament come Sunday morning, so the matches will have more meaning and interest shown in them.

Two-day Trophy

After our poor start in our limited-overs campaign the boys were really keen to get stuck in and retain the two-day title we won the previous season. The changes in the competition's points structure suited our aggressive approach to obtaining outright wins.

We got off to a good start in the first match against Sydenham with an impressive partnership of 173 between Rob White (126) and James O'Gorman (65). After setting them 218 to win the bowlers toiled away

really well but we had to settle for a draw with Sydenham clinging on at 91/9 at the end.

Our next two matches were comprehensive victories with a 61-run win over Old Boys, led by Michael Davidson and Duncan Anderson with the ball, and a nine-wicket win over Burnside after Rob White (126 not out) and Greg Dawson (66 not out) dominated the chase for 207. The next game against East Shirley finished in an unfortunate draw after Dawson scored 114 and Anderson took a match haul of 10 wickets.

After losses to Riccarton and Lancaster Park Woolston, which included a third century by Rob White and an eight-wicket match haul from Matt Holstein, we went into the final round needing to beat Marist-Harewood outright to retain the title. It was perhaps our best performance as a team for the season. Though Marist put up stubborn resistance at times, we finally prevailed to win by eight wickets as the rain closed in and threatened to cost us an outright. It was George Earl's maiden ton and Holstein's six wickets, along with a steady contribution from everyone else, which sealed the championship for another season.

The two-day competition was a great success and some of the statistics made for impressive reading. Rob White was the rock in the top order throughout the season and finished with 549 two-day runs (at an average nearing 70), despite missing the last match of the competition. Greg Dawson and George Earl both averaged well into the 30s, which is a great achievement opening the batting on some very green decks! James O'Gorman, Ben Langrope and Matt Holstein also scored valuable runs in the middle order and will be players pushing for higher honours in seasons to come.

Duncan Anderson (27), Michael Davidson (20) and Matt Holstein (24) were the leading wicket-takers with averages of around 15 and were supported well by Jarrod Stewart, Ben Langrope, Daniel Vernon and Chris Martin.

All in all it was a pretty successful season for the Saints team and with a number of young players stepping up it looks promising for seasons to come. Thanks must go to all the boys in the squad who have trained and worked extremely hard and deserve to have a title to recognise that. Plus thanks to Stephen Cunis who has coached for a couple of seasons now and also took on the role of selecting this year, which often involved last-minute phone calls to find players rather than select them!

Aaron Johnstone

Premier Men Two-day Averages, 2009/10

	Mat	Inn	NO	HS	Runs	Ave	100	50	Ct	St	O	M	R	W	Ave	Best	4wi	5wi	SR	Econ
DM Anderson	7	2	1	1*	2	2.00	-	-	1	-	160.4	40	419	27	15.52	6-70	1	1	35.7	2.61
AT Bruce	2	2	0	16	24	12.00	-	-	1	-	-	-	-	-	-	-	-	-	-	-
MPF Davidson	6	8	0	22	81	10.13	-	-	2	-	130	35	315	20	15.75	4-24	1	-	39.0	2.42
GJ Dawson	7	12	1	114	386	35.09	1	1	3	-	-	-	-	-	-	-	-	-	-	-
GH Earl	4	6	0	124	198	33.00	1	-	3	-	43.1	6	186	3	62.00	2-67	-	-	86.3	4.31
CZ Harris	2	1	0	47	47	47.00	-	-	2	-	23	7	52	2	26.00	2-32	-	-	69.0	2.26
MP Holstein	7	9	5	45*	150	37.50	-	-	7	-	143.3	37	344	24	14.33	6-32	2	1	35.9	2.40
AF Johnstone	7	6	3	18*	37	12.33	-	-	25	1	-	-	-	-	-	-	-	-	-	-
BJ Langrope	7	9	1	41	137	17.13	-	-	6	-	57	7	196	7	28.00	3-38	-	-	48.9	3.44
CS Martin	1	0	-	-	-	-	-	-	-	-	18	6	37	3	12.33	3-37	-	-	36.0	2.06
CP McGoldrick	7	11	1	41*	120	12.00	-	-	-	-	-	-	-	-	-	-	-	-	-	-
AM McLean	1	2	1	59	66	66.00	-	1	-	-	-	-	-	-	-	-	-	-	-	-
MJ Munro	1	0	-	-	-	-	-	-	-	-	10	2	30	2	15.00	1-11	-	-	30.0	3.00
JPD O'Gorman	7	10	1	65	161	17.89	-	1	2	-	1	0	2	0	-	-	-	-	-	2.00
JL Stewart	7	6	2	9*	25	6.25	-	-	3	-	79	14	268	8	33.50	2-5	-	-	59.3	3.39
DC Vernon	5	7	2	29	74	14.80	-	-	1	-	31	7	123	7	17.57	4-10	1	-	26.6	3.97
RA White	6	10	2	126*	549	68.63	3	1	7	-	8	1	37	2	18.50	1-9	-	-	24.0	4.63

Premier Men One-day Averages, 2009/10

	Mat	Inn	NO	HS	Runs	Ave	100	50	Ct	St	O	M	R	W	Ave	Best	4wi	5wi	SR	Econ
DM Anderson	2	1	0	1	1	1.00	-	-	-	-	20	6	55	4	13.75	3-28	-	-	30.0	2.75
AT Bruce	2	2	0	33	47	23.50	-	-	-	-	-	-	-	-	-	-	-	-	-	-
MPF Davidson	8	7	0	71	103	14.71	-	1	1	-	69.3	7	222	15	14.80	4-25	1	-	27.8	3.19
GJ Dawson	8	8	1	44	150	21.43	-	-	2	-	6.5	0	17	3	5.67	2-4	-	-	13.7	2.49
GH Earl	2	1	0	17	17	17.00	-	-	1	-	10	1	22	3	7.33	3-22	-	-	20.0	2.20
CZ Harris	2	2	1	65*	68	68.00	-	1	1	-	20	4	63	1	63.00	1-47	-	-	120.0	3.15
MP Holstein	8	6	3	20	77	25.67	-	-	5	-	60	8	152	11	13.82	3-26	-	-	32.7	2.53
AF Johnstone	8	4	1	12	22	7.33	-	-	10	2	-	-	-	-	-	-	-	-	-	-
NG Jones	1	1	0	43	43	43.00	-	-	-	-	7	0	26	0	-	-	-	-	-	3.71
BJ Langrope	8	7	1	32*	88	14.67	-	-	1	-	40.2	4	216	6	36.00	2-24	-	-	40.3	5.36
IW Leach	4	4	0	28	38	9.50	-	-	-	-	16.3	1	74	0	-	-	-	-	-	4.48
CS Martin	4	3	2	18*	20	20.00	-	-	-	-	38	6	89	7	12.71	3-22	-	-	32.6	2.34
CP McGoldrick	8	8	0	33	96	12.00	-	-	3	-	-	-	-	-	-	-	-	-	-	-
JPD O'Gorman	7	6	0	39	101	16.83	-	-	5	-	-	-	-	-	-	-	-	-	-	-
JL Stewart	8	7	2	15	42	8.40	-	-	-	-	68	7	211	9	23.44	2-21	-	-	45.3	3.10
DC Vernon	1	0	-	-	-	-	-	-	-	-	7	0	31	1	31.00	1-31	-	-	42.0	4.43
RA White	7	7	1	83*	170	28.33	-	1	10	-	-	-	-	-	-	-	-	-	-	-

41

[illegible]

Premier Men Twenty20 Career Averages

[illegible]



St Albans Cricket Club

2010/11 PRE-SEASON TRAINING

at the
CCA Indoor Centre
23A Iversen Terrace
(near Garden City Bowl)

For those wishing to trial for:

Premier, 2A and 2B Grade Men's Teams

Commencing Thursday, August 12, 2010 (7.30-9.30pm)
and every Thursday thereafter until September 23, 2010

For Premier and First Grade Women's Players

Thursdays, September 9, 16 and 23, 2010 (7.30-9.30pm)

A small charge of \$5 will be made per person to cover the costs
of hiring the nets - please bring this with you on the night.

Bring your own cricket gear - balls will be provided

New members are very welcome to attend. Other grades will be
catered for during September if the need is there. The club cricket
manager will advise of available times to teams by the end of August.

For further information contact:

Alan Jamieson

Ph: 359 0110 (P) or 027 659 4425 (M)

2A Grade Men

	P	W	L	D/T/NR	Place
Two-day:	7	2	4	1	6th (8)
One-day:	6	1	4	1	6th= (8)
Twenty20:	6	3	3	0	3rd= (8)
Total:	19	6	11	2	

In terms of results, this season will have to be regarded as one of the disappointing ones. After losing the majority of last season's successful team, this year the 2As found themselves very much in a rebuilding-and-development phase.

The season started off with Dean Bermingham as the captain until a job opportunity came up on the West Coast in early January.

Once again we were fortunate to have the services of amateur players from the UK, creating a happy conundrum as to which ones to pick on any given Saturday.

Daniel Vernon was a left-arm orthodox spinner and middle-order batsman who bowled very well throughout the year and was rewarded by gaining selection in the Premier team toward the end of the season.

Michael Adams opened the bowling and achieved modest success while also carving a reputation as one of the smelliest players to ever grace a Saints changing room.

There was also Andrew Lawton, who always demanded the best from himself. Lawts was a character off the field and left New Zealand with his 'V' plates still firmly intact and images of certain team-mates in the changing room archived in his memory.

Despite the results generally not going our way, the team always fought hard and tried to enjoy our cricket as much as possible. The old warhorse Dan Johnston rightly deserved the team's player of the year award. Dan played every game and his dedication and determination is to be admired.

George Earl also had a terrific season until his performances became too hard to resist for coach/selector Stephen Cunis and he was subsequently elevated into the Premier team, never to return.

Angus Bruce and Chris Gibb contributed very well to the team until they left the city for Newcastle (Australia) and Blenheim respectively. Their experience and batsmanship were missed in the last two months of the season.

Kelvin Scott just can't give the game away despite being double the average age of the side. Kelvin's experience was handy and if he can get his body right he can still offer the team a lot.

Sam Cassidy opened the bowling and would rival Chris Martin as a genuine No. 11 batsman. Sam gathered a reputation for scoring more off the field than on it.

New faces Kyran Dill, Cameron Ward, Lance Jessup and Bryce Ashman added value when they made cameo appearances for the team with Dill one to watch for the future.

All-rounder Mat Munro was still good enough to hold a position in the team as a batsman alone despite bowling-related injuries ruining his season.

Ian Leach added impetus to the top of the order and had a canny knack of hitting the first ball of the game for a boundary.

Standout performances for the season were Dan Johnston taking a 10-wicket match haul (including 6-20) in the last match against Marist-Harewood and George Earl taking 6-61 against Old Boys Collegians. The batsman didn't do too well but players to score well at times were Andrew Lawton, both Bermingham brothers, Dan Johnston, George Earl, Kyran Dill and Mat Munro.

I enjoyed the chance of leading the team and hope to see familiar faces again next season.

Scott Bermingham

2A Grade Men Averages, 2009/10

	Mat	Inn	NO	HS	Runs	Ave	100	50	Ct	St	O	M	R	W	Ave	Best	4wi	5wi	SR	Econ
Michael Adams	10	12	3	20	69	7.67	-	-	4	-	81.5	12	286	10	28.60	2-31	-	-	49.1	3.49
Duncan Anderson	6	4	2	10	22	11.00	-	-	-	-	35	7	83	6	13.83	3-11	-	-	35.0	2.37
Dean Bermingham	13	15	2	50	290	22.31	-	1	14	-	4	1	14	0	-	-	-	-	-	3.50
Scott Bermingham	13	17	2	54	248	16.53	-	1	5	-	74.1	16	266	11	24.18	3-48	-	-	40.5	3.59
Ben Brady	4	5	1	26*	36	9.00	-	-	1	-	6	0	18	2	9.00	2-16	-	-	18.0	3.00
Angus Bruce	13	13	1	57	225	18.75	-	1	1	-	7	0	31	1	31.00	1-31	-	-	42.0	4.43
Jack Bruce	3	6	0	19	40	6.67	-	-	3	-	-	-	-	-	-	-	-	-	-	-
Greg Buckley	15	15	0	24	126	8.40	-	-	13	1	-	-	-	-	-	-	-	-	-	-
Sam Cassidy	19	18	10	8*	27	3.38	-	-	3	-	170.4	28	653	29	22.52	4-30	2	-	35.3	3.83
Mark Child	3	3	0	16	26	8.67	-	-	2	-	-	-	-	-	-	-	-	-	-	-
Kyran Dill	4	6	1	45	83	16.60	-	-	3	-	50.1	12	166	7	23.71	2-30	-	-	43.0	3.31
George Earl	13	15	0	67	357	23.80	-	2	7	-	77.2	15	288	16	18.00	6-61	1	1	29.0	3.72
Nick Gallagher	15	10	1	41	77	8.56	-	-	3	-	98.5	17	359	23	15.61	4-44	1	-	25.8	3.63
Chris Gibb	8	9	1	56	217	27.13	-	1	6	-	3	1	9	1	9.00	1-9	-	-	18.0	3.00
Lance Jessup	3	4	1	53*	89	29.67	-	1	3	-	3	0	22	0	-	-	-	-	-	7.33
Dan Johnston	18	21	3	60	316	17.56	-	1	6	-	119.2	19	434	30	14.47	6-20	1	1	23.9	3.64
Matt Lawson	3	2	1	3	3	3.00	-	-	1	-	12	2	47	4	11.75	3-21	-	-	18.0	3.92
Andrew Lawton	10	12	2	65	158	15.80	-	1	2	-	5	1	26	0	-	-	-	-	-	5.20
Ian Leach	8	9	0	35	177	19.67	-	-	4	-	28	8	67	3	22.33	3-25	-	-	56.0	2.39
Angus McLean	2	2	0	29	30	15.00	-	-	3	-	-	-	-	-	-	-	-	-	-	-
Mat Munro	8	9	1	34*	127	15.88	-	-	1	-	29	2	92	4	23.00	2-10	-	-	43.5	3.17
Kelvin Scott	6	9	0	28	96	10.67	-	-	6	-	39	8	154	6	25.67	3-30	-	-	39.0	3.95
Daniel Vernon	15	15	2	45	170	13.08	-	-	9	-	108	19	380	21	18.10	4-40	1	-	30.9	3.52
Cameron Ward	2	2	0	6	7	3.50	-	-	1	-	8	1	23	1	23.00	1-7	-	-	48.0	2.88

2B Grade Men

	P	W	L	D/T/NR	Place
Two-day:	7	1	4	2	7th (9)
One-day:	6	3	3	0	5th (8)
Twenty20:	6	1	5	0	7th (8)
Total:	19	5	12	2	

'2B' or not '2B'? That was the question. Our grade had been renamed from '2C' prior to the season, but our goal remained unchanged - defend our two-day title and go one step further in the one-day competition, having lost last year's final.

The early-season omens weren't flash, however. We lost upwards of half a dozen regulars who were unavailable due to work, OEs or had been seconded to the teams above us, who were also struggling for numbers. All told, we used 44 different players during the season (including 31 before Christmas) and were forced to make at least four changes to our playing XI from the previous week on no fewer than 11 occasions.

A number of precipitous Friday nights meant totals of 120 were more than competitive on the uncovered pitches we played on in the first month of the season. Unfortunately, even that sort of score was difficult to achieve for our rather undercooked batsmen - a symptom of limited turnouts to training and dicey practice conditions for those who did appear.

After a first-up loss we won the next two one-dayers, but were jittery and unconvincing in chasing down targets of 137 and 133. The following week we nearly pulled off an amazing heist attempting to defend a meagre 73 against Riccarton on a "sticky dog" of a pitch.

Alas, we weren't to get a taste of victory again for a further seven weeks. In this time we found ever-new and creative ways of evading victory. We failed to chase 119 in a one-dayer; got resoundingly beaten twice in a day (Twenty20s); "won" our first two-dayer by default ... only for the result to be nullified by a complete washout of the round on the scheduled second day; and got bowled out for 73 (again!) in the first innings of a two-dayer. This last one was particularly disheartening as we had made a brilliant second-innings comeback thanks to a century from Lance Jessup, only for the bowlers to squander a potential match-stealing position by getting carted all over the park.

We broke our winning drought in style with what was easily our best all-round team performance of the season, dispatching the Burnside West University side in a one-dayer on their No. 1 pitch. Only a series of slapstick "Keystone Kops" moments in the field late in the game prevented a victory far more emphatic than the final margin of 88 runs.

Frustratingly, we fell just one win short of reaching the semi-finals, though we took a little solace in the fact we beat the eventual winners, Burnside. Sadly, such was the fortune of our stop-start season that no sooner had we developed some semblance of form and cohesiveness the Christmas break came along to dissolve it all!

In the New Year we ended our Twenty20 campaign in the same form as we started it - non-existent. Our only win in this competition was thanks to Marist-Harewood not turning up. We have yet to master this format, finding games rapidly getting away from us because we can't maintain the required intensity for long enough periods.

We looked to redeem our season by attempting to defend our two-day title. Unfortunately, the outcome of a five-over slog for first innings points against Burnside was a foreboding sign and a season lowlight. We were forced to declare at 12/7 with three balls still to be bowled, just to save us from the ignominy of being dismissed for such a pitiful total!

Following defeats to East Christchurch Shirley and Riccarton, we were in danger of going through the motions with little to play for by this stage. But we picked ourselves up off the floor and showed some real fight in the last three weeks. With only 10 players and facing a first-innings deficit of 101 on a Garrick Park bunsen, we played some of the gutsiest cricket I've had the pleasure to be a part of. We gritted it out for 91.1 overs before finally being bowled out by LPW - the last two wickets alone hung on for 32 overs while adding 79 runs. Perhaps drained by our batting efforts, we just clung on to a draw at the death.

Against a second Burnside team Andrew Lawton scored a fine match double of 88 and 70 (scored off a scarcely-believable 94 balls for our resident Geoff Boycott impersonator!). However, despite topping 200 for the third straight innings, we couldn't quite finish them off and had to settle for another stalemate to draw the curtain on our season.

Congratulations to Ben Brady, who won our team's player of the year award. Ben initially struggled for rhythm as he bounced back and forth between our team and the 2As, but once he settled down he could be relied upon as our go-to man with the new ball as well as at the death. He also showed a few glimpses of his promising ability with the bat.

Primarily a pace bowler, Lance Jessup proved he deserved his promotion up the batting order by scoring 50 percent more runs than anyone else in the team, even despite spending the last six weeks of the season in the 2As. Lance also stood in as skipper in my absence for a few weeks and I am grateful to him for temporarily taking up this poisoned chalice.

With a number of incapable or unwilling candidates, Cameron Ward was coerced into taking up the responsibility of bowling into the wind with the new ball. Despite his initial reluctance he took to the task with aplomb, taking five-fors in his first two spells to make the role his own.

Bryce Ashman's fortunes weren't aided by being made to have a largely specialist batting role due to the number of seam bowlers we had at our disposal. He didn't get the volume of runs he would've liked but showed the ability to bat time, despite often being shunted around the order.

Amongst our other regular players were a pair of newcomers, Karl Josephs and James Spray, who had both transferred from other clubs to join Saints this year. Both had their moments with the bat but no doubt they would've loved to have converted a number of starts they got.

Rob Sparks was a consistent contributor with the bat in an often-tricky position up at the top of the order. His partner in crime, Tom Hughes, swung the old ball prodigiously to produce a couple of incisive spells.

We had 17 players appear only once for us this year. Though not all are fill-ins, a big thanks to the following guys who don't appear in the stats: Duncan Anderson, Greg Buckley, Chris Burns, Mark Child, Dale Cook, Robbie Currie, Kyran Dill, Nick Gallagher, Blair Glover, Jonathan Hanson, Hitendra Hirani, Rakesh Jaiswal, Clayton Krammer, Tim McGoldrick, Rowan Muller, Hayden Pipe and Maddock Price. Collectively they contributed 131 runs at 8.73, eight catches and six wickets at 24.00.

Thank you to coach Stephen Cunis, who had the impossible task of attempting to pad out our playing line-up so regularly. With the morning grades stretched to the limits it was inevitable we would have to bear the brunt of it. However, the players adapted admirably to forge a spirit under adversity, which may not have produced many sparkling results in itself, but meant we still enjoyed ourselves - off the field especially!

Here's to us rebounding from this temporary trough and starting a new chapter in 2010/11. I look forward to seeing everyone again for a welcome dose of pre-season training and more!

Duane Pettet

2B Grade Men Averages, 2009/10

	Mat	Inn	NO	HS	Runs	Ave	100	50	Ct	St	O	M	R	W	Ave	Best	4wi	5wi	SR	Econ
Michael Adams	4	5	0	36	86	17.20	-	-	1	-	37	3	143	10	14.30	3-31	-	-	22.2	3.86
Bryce Ashman	15	20	0	30	233	11.65	-	-	7	-	17.4	2	72	4	18.00	3-16	-	-	26.5	4.08
Mark Bolderson	5	4	1	7	9	3.00	-	-	3	-	17	2	85	4	21.25	4-38	1	-	25.5	5.00
Ben Brady	13	14	4	44*	158	15.80	-	-	5	-	141.2	17	595	29	20.52	5-67	1	2	29.2	4.21
Jack Bruce	5	7	1	43	91	15.17	-	-	3	-	-	-	-	-	-	-	-	-	-	-
Ben Burrough	2	2	0	29	45	22.50	-	-	1	-	-	-	-	-	-	-	-	-	-	-
Nick Clayton	2	2	2	11*	11	-	-	-	-	-	8	1	21	1	21.00	1-5	-	-	48.0	2.63
Jonathan Collins	5	6	0	27	56	9.33	-	-	3	-	19	0	116	3	38.67	1-22	-	-	38.0	6.11
Elliott Dunn	6	7	0	5	12	1.71	-	-	3	-	39	4	189	7	27.00	3-12	-	-	33.4	4.85
Pierre Flavell	3	3	0	20	45	15.00	-	-	-	-	13	0	69	0	-	-	-	-	-	5.31
Chris Gibb	2	2	0	9	11	5.50	-	-	-	-	-	-	-	-	-	-	-	-	-	-
Tom Gudsell	2	2	0	29	31	15.50	-	-	-	-	-	-	-	-	-	-	-	-	-	-
Tom Hughes	6	8	1	14	42	6.00	-	-	1	-	61	7	259	8	32.38	4-43	1	-	45.8	4.25
Lance Jessup	14	17	2	117	366	24.40	1	-	4	-	85.1	12	315	17	18.53	4-25	1	-	30.1	3.70
Karl Josephs	10	13	0	41	144	11.08	-	-	2	-	-	-	-	-	-	-	-	-	-	-
Matt Lawson	7	9	3	20	69	11.50	-	-	2	-	38.1	4	175	5	35.00	3-23	-	-	45.8	4.59
Andrew Lawton	8	9	1	88	213	26.63	-	2	3	-	24.4	0	173	7	24.71	3-33	-	-	21.1	7.01
Ollie McKenna	4	4	2	17	27	13.50	-	-	-	-	9	0	22	0	-	-	-	-	-	2.44
Mat Munro	3	3	0	57	87	29.00	-	1	1	-	4	1	6	3	2.00	3-6	-	-	8.0	1.50
Duane Pettet	14	18	3	55*	241	16.07	-	1	8	-	-	-	-	-	-	-	-	-	-	-
Neil Smith	2	3	0	6	6	2.00	-	-	1	-	-	-	-	-	-	-	-	-	-	-
Rob Sparks	7	11	0	55	243	22.09	-	1	2	-	43	5	190	6	31.67	2-25	-	-	43.0	4.42
James Spray	15	19	4	33*	180	12.00	-	-	12	2	-	-	-	-	-	-	-	-	-	-
Ben Steele	3	3	0	2	3	1.00	-	-	2	-	-	-	-	-	-	-	-	-	-	-
Paul Thornton	3	5	0	43	61	12.20	-	-	2	-	4	0	25	1	25.00	1-7	-	-	24.0	6.25
Ashit Vekaria	5	5	1	5*	13	3.25	-	-	3	-	10.5	3	45	4	11.25	2-15	-	-	16.3	4.15
Cameron Ward	13	14	2	32	109	9.08	-	-	2	-	115	21	424	28	15.14	5-21	-	2	24.6	3.69



St Albans Cricket Club

2010/11 OPENING DAY

Saturday, September 25, 2010

Hagley Oval, Riccarton Avenue

1:30pm - Net Practice

(subject to ground and weather conditions, ring pavilion if doubtful)

3:15pm - Official Opening

(wet or fine)

Opening of 2010/11 season

Afternoon tea and bar open

**There will be a staggered start for the various grades this coming summer.
More information will be provided to members when it is known.**

New members, male and female, experienced or inexperienced, are warmly invited to attend and register for the 2010/11 season. All existing members are encouraged to make every effort to attend Opening Day. If you are unable to attend please ensure that your Club Captain is aware of your availability for the season prior to Opening Day, when teams need to be entered, so an indication of numbers is critical.

For further information contact:

Alan Jamieson

Ph: 359 0110 (P) or 027 659 4425 (M)

3A Grade Men

	P	W	L	T/NR	Place
One-day:	21	15	6	0	4th (12)

Our season was defined on two days of cricket. Both games were against the same opposition and both were decided by a margin of less than three runs ... unfortunately we were on the wrong side of both matches and our season ran out of steam.

If I was to be brutally honest, the main culprit was our batting frailties that appeared at various times during the season. We were good in the field, as always, and this is a great positive to take forward. Either way, we had a lot of fun, so that is the main thing.

Our special BBBB awards recipients this season were as follows:

Player of the year and **bowler of the year** was Brad Smith, who took 40 wickets during the season, scored a great century and fielded like a man half his age. It should also be pointed out that Brad is the "Karaoke King".

Batsman of the year was Dean Read, who scored over 400 runs this season and was consistent in the middle order all year. Dean gives great advice to the bowler from the boundary to hilarious effect.

All-rounder of the year was again Graeme White, who was good with bat and ball. He bowled quickly at times and even seemed to enjoy watching the captain of one of our opposition teams limping off to hospital with a broken toe after receiving a toe-crusher from the fast man!

Other good contributors were Danny McCarthy and Darren Lowe while keeping wicket and Scott Mason and Brent Holland with the ball.

In the batting department Stu Thompson came to life in the final quarter of the season and Grant Lucas was the brick wall as always.

Even the captain found some form as an opening batsman late in the season - perhaps a permanent position for next summer.

James Alabaster, Matt Marr and Brett Saunders' seasons with the bat came a little unstuck as the year unfolded.

Events of note this year were the engagement of Brett Saunders to Lorraine and the marriage of Darren and Alana Lowe in Raratonga. Brett Saunders also turned 40 and is now an old fart!

Many thanks to the lads that filled in for us this year - Graeme Curgenvin and Sam Read.

The St Albans quiz was also won again by a BBBB team consisting of Brad Smith, Matt Marr and Danny McCarthy. Go the "Eagle, Bungle and Jerry"!

Sadly, a few of the group are leaving or have already left our team and headed into retirement, meaning the BBBBs may well have a very different look next season. We thank those players for their efforts and contributions to this team over the years.

Happily, the annual "F.U.F." lived up to its very high standards. Luckily this event happens only once a year!

Go the BBBBs!!!

Tony Falloon

Visit the St Albans Cricket Club WEB SITE

For the latest weekly draws, results, statistics, club news and updates at:

www.stalbanscricket.co.nz

We confess ...

That in spite of the care taken in producing this 2009/10 Annual Report, some mistakes may have occurred. Please accept our apologies.

3A Grade Men Averages, 2009/10

	Mat	Inn	NO	HS	Runs	Ave	100	50	Ct	St	O	M	R	W	Ave	Best	4wi	5wi	SR	Econ
James Alabaster	15	12	0	51	107	8.92	-	1	7	-	-	-	-	-	-	-	-	-	-	-
Andrew Button	10	4	3	1*	1	1.00	-	-	1	-	29	4	138	6	23.00	2-12	-	-	29.0	4.76
Graham Curgenven	3	2	1	4*	5	5.00	-	-	1	-	-	-	-	-	-	-	-	-	-	-
Tony Falloon	15	10	1	47*	166	18.44	-	-	-	-	32.5	4	104	7	14.86	2-2	-	-	28.1	3.17
Murray Griffin	2	2	0	8	14	7.00	-	-	-	-	11	1	38	4	9.50	3-14	-	-	16.5	3.45
Brent Holland	15	10	2	27	80	10.00	-	-	5	-	85.2	13	266	28	9.50	5-18	1	1	18.3	3.12
Darren Lowe	15	7	2	17	41	8.20	-	-	6	-	9	0	36	3	12.00	2-12	-	-	18.0	4.00
Grant Lucas	9	9	2	66*	167	23.86	-	1	1	-	-	-	-	-	-	-	-	-	-	-
Paul Malone	4	1	0	0	0	0.00	-	-	2	-	14	0	59	2	29.50	2-6	-	-	42.0	4.21
Matt Marr	18	15	5	47*	139	13.90	-	-	5	-	21.2	2	86	7	12.29	3-7	-	-	18.3	4.03
Scott Mason	20	6	3	8	24	8.00	-	-	3	-	142	41	400	31	12.90	5-11	-	2	27.5	2.82
Danny McCarthy	14	12	1	40	186	16.91	-	-	8	-	-	-	-	-	-	-	-	-	-	-
Dean Read	21	20	5	55*	416	27.73	-	2	6	-	0.1	0	4	0	-	-	-	-	-	24.00
Brett Saunders	11	11	2	45	202	22.44	-	-	9	-	65	7	223	14	15.93	3-10	-	-	27.9	3.43
Brad Smith	19	11	6	108	205	41.00	1	1	9	-	135.3	34	417	40	10.43	4-31	1	-	20.3	3.08
Stuart Thompson	14	14	1	46	219	16.85	-	-	3	-	-	-	-	-	-	-	-	-	-	-
Nathan Tikao	2	2	0	47	48	24.00	-	-	1	-	-	-	-	-	-	-	-	-	-	-
Graeme White	20	16	3	56*	273	21.00	-	1	14	-	126.2	25	352	31	11.35	4-4	2	-	24.5	2.79



The victorious Premier men's team who defended their CCA Two-day Trophy title.
 Front row (from left): Aaron Johnstone (captain), Chris McGoldrick, Ben Langrope.
 Back row: George Earl, Angus McLean, James O'Gorman, Duncan Anderson,
 Matt Holstein, Stephen Cunis (coach), Greg Dawson, Michael Davidson.

A large assortment of current and recent 2C men's players celebrate the end of a long season in boisterous fashion at the pavilion.



3C Grade Men

	P	W	L	T/NR	Place
One-day:	20	3	16	1	8th (8)

The 2009/10 season will be remembered like the charge of the Light Brigade: as a campaign that went horribly wrong as our team charged up the Khyber Pass and came to a messy end.

At full strength the team took grade winners Parklands close when chasing over 250 on two occasions. However, we frequently lost players to other teams, work commitments and injury during the season. These factors all worked against the team and we ended up cellar dwellers.

Despite this we did have some moments to remember, both as individuals and as a team.

The player of the year for the 3Cs was Chris McGahan, who was the most consistent batsman for us throughout the year. He set the team off in the right direction more times than not and played some good cricket, with his half century against Parklands one of the highlights.

Rowan Muller was another player to have a consistent season and often led by example with his line and length with the ball as well as holding the middle-order batting together with some entertaining knocks. Unfortunately, job opportunities saw Rowan leave in February but we wish him all the best up north and hope to see him back in Saints colours if he returns to Christchurch.

Ben Burrough opened with Chris this season, often getting us off to a speedy start with a few 50-run opening partnerships and Ben racing to 30 in no time at all. Hopefully a 50 beckons next year, Ben!

Rakesh Jaiswal picked up wickets aplenty with his pace proving handy prior to Christmas, but had a very quiet remainder of the season.

Robbie Currie usually gave us good line and length with the ball and was unlucky not to get more wickets.

Josh Van Vianen looked good bowling in the nets but got stage fright on Saturdays! Keep at it, Josh.

Anurag Diwakar was keen as mustard with the ball and, with lessons learnt this year, should pick up many more wickets in future seasons.

Other moments of note:

Anurag getting Dan Carter out for one against Sydenham.

Finding out I can't score runs when trying manfully to bat with a broken finger against Marist-Harewood, ending 0 not out.

Ben Burrough bravely giving two lbw decisions in the last over to see us tie a game with Marist ... bugger!

On one occasion having only five of our guys turn up by 1pm and having to beg the opposition captain to let us bat while we awaited late players!

Fill-in player Graham and I ending up in hospital in the "game of carnage" against Southern Districts (does one laugh or cry at this point?!).

I'd like to also thank Matt Grenfell and Bala Cole for their contributions during the year and thank the many fill-in players who helped us out. Big thanks also to the entire 4B grade team for stepping in and winning a game for us against Addington. Cheers guys!

The hard lessons of this year will be taken on board for a new and improved game plan for next year's campaign! I hope you all winter well and will see you on the field next year.

Richard Carrigan

3C Grade Men Averages, 2009/10

	Mat	Inn	NO	HS	Runs	Ave	100	50	Ct	St	O	M	R	W	Ave	Best	4wi	5wi	SR	Econ
James Alabaster	4	4	1	37*	48	16.00	-	-	1	-	17	2	79	2	39.50	1-13	-	-	51.0	4.65
Chris Blackmore	8	8	1	20*	34	4.86	-	-	2	-	14	0	88	1	88.00	1-17	-	-	84.0	6.29
Ben Burrough	12	12	0	35	205	17.08	-	-	1	-	20	2	105	5	21.00	2-20	-	-	24.0	5.25
Richard Carrigan	12	12	3	30	74	8.22	-	-	3	1	-	-	-	-	-	-	-	-	-	-
Bala Cole	7	6	1	12	26	5.20	-	-	3	-	32	6	126	6	21.00	2-15	-	-	32.0	3.94
Jeremy Cumming	2	2	0	12	12	6.00	-	-	1	-	-	-	-	-	-	-	-	-	-	-
Robbie Currie	14	12	0	21	70	5.83	-	-	5	-	79.4	7	397	19	20.89	4-31	1	-	25.2	4.98
Ben Darch	6	5	0	12	23	4.60	-	-	3	-	-	-	-	-	-	-	-	-	-	-
Anurag Diwakar	9	8	3	5*	21	4.20	-	-	-	-	20	1	131	5	26.20	2-23	-	-	24.0	6.55
Sam Flavell	3	3	1	5*	8	4.00	-	-	-	-	-	-	-	-	-	-	-	-	-	-
Matt Grenfell	9	8	0	34	131	16.38	-	-	1	-	2	0	8	1	8.00	1-8	-	-	12.0	4.00
Shehan Gunasekara	2	1	0	44	44	44.00	-	-	3	-	1	0	2	2	1.00	2-2	-	-	3.0	2.00
Jonathan Hanson	2	2	0	17	18	9.00	-	-	-	-	-	-	-	-	-	-	-	-	-	-
Rakesh Jaiswal	12	10	1	31	85	9.44	-	-	1	-	76.5	9	383	22	17.41	4-22	2	-	21.0	4.98
Jagnesh Makwana	3	2	0	3	3	1.50	-	-	1	-	19	4	102	7	14.57	4-23	1	-	16.3	5.37
Chris McGahan	12	12	1	74	317	28.82	-	3	1	-	18	2	117	3	39.00	2-52	-	-	36.0	6.50
Phil Mitchelmore	2	2	0	3	5	2.50	-	-	-	-	-	-	-	-	-	-	-	-	-	-
Rowan Muller	9	8	0	76	220	27.50	-	1	1	-	66.1	13	238	23	10.35	5-36	-	1	17.3	3.60
Allan Scott	4	3	1	3*	8	4.00	-	-	-	-	-	-	-	-	-	-	-	-	-	-
Daniel Stribling	2	2	0	36	46	23.00	-	-	4	-	3	0	6	1	6.00	1-6	-	-	18.0	2.00
Dale van Grunsven	2	2	0	0	0	0.00	-	-	-	-	3	0	27	0	-	-	-	-	-	9.00
Josh Van Vianen	7	7	1	4*	10	1.67	-	-	2	-	7	0	72	1	72.00	1-29	-	-	42.0	10.29



Above: Our overseas professional Rob White with wife Emma. The pair from Northampton made a big impact at the club both on and off the field. Rob was the St Albans player of the year while Emma was the club's personality of the year.

Below: The St Albans pavilion basks in the twilight as partygoers throng to the balcony for a good view of the infamous 'slow race' on Christmas Party night.



4A Grade Men

	P	W	L	T/NR	Place
One-day:	19	5	14	0	9th (12)

We couldn't catch, field, bat or bowl. Other than that, we performed pretty well. After winning the 3C grade in 2008/09, we were demoted to the 4A grade in 2010. We had a disjointed year with the same 11 never turning out in consecutive weeks. The captain only managed to make himself available for five games, so the content in this report has come largely from those games plus other eyewitness accounts and some stuff may be made up.

Thanks to Pierre Flavell and Duane Pettet for finding us players when we needed them - particularly to Duane for getting us "five-bounce Burns", the specialist leg-spinner. You can have him back now.

I'd now like to take the opportunity to thank the players in the appropriate manner.

Ross Falconer ("Conehead") - turned up at the start of the season after a few years out of the game. To be completely fair, he was absolute rubbish but in the second half of the season he recovered from his four ducks and came right to make some runs. Also a gun in the karaoke bar, if you can get him out of the house. I expect more drinking out of him next season.

John Bascand ("I'll bat five") - extremely reliable, was the only member of the team to turn out to every game of the season and had a solid season with the bat. Definitely got value for money out of his subs.

Piet Van Hasselt ("I'm not playing any more if those stupid ****s [expletive] from the opposition keep on cheating") - a team stalwart who doesn't like to see some guy from Hornby not walk after the ball comes off the full face of the bat and is caught in the slips.

Chris Blackmore - I only met him on the last game of the season. Seems like a good guy though.

Chris McFarlin ("If I'd middled that one, the ball would be at Villa Maria") - said as he hits a six off the toe of the bat at Hospital Corner 3.

Marty Davison ("Concrete Hands") - our trusty Cougar/wicket-keeper/batsman. Didn't get many runs this year but, for the first season ever, he didn't get bowled whilst leaving a straight one. He appeared to have "boot issues" which complicated his footwork.

Jason McKey ("I want my old life back") - after years of trying, he finally has the goods in him to produce a baby. Now he gets no sleep (not the fun kind of "no sleep" either) and is a walking zombie on the field.

Mark Bolderson - I don't know what the hell he was thinking really. He broke Piet's nose while playing against us for Lancaster Park Woolston last year and then decides he wants to play for us. He didn't end up playing many games though because of theft from Duane and shin splints. Piet thought he should just harden up.

Matt Sutherland ("This is my last season") - after saying he was going to retire for the last 14 seasons, he finally chucks it in. But then he fills in for half our games anyway. He was the highest run scorer for our team but still rubbish compared to his normal high standards.

Hayden Pipe ("Reuben Thorne") - was Captain Invisible this year as was only seen for five games and when he turned up he was rubbish.

Mat Wiseman ("Pretty much the captain") - our team player of the year and guy who filled in for me as captain for 80 percent of the games.

Phil Milbourne ("You're a ****!!!") - our angry Pom who likes to tell the opposition batsmen what he thinks of them when they don't walk.

Nigel Bennett - The old fart who I didn't play with at all this season. He was pretty consistent with the bat though - nine runs from six games, yet was the only player in the team not to get one of the 26 ducks that were accrued by our team.

Pat Gallagher ("Disabled") - didn't like to run because of a sore knee so he just hit boundaries and fielded in the slips.

Hitendra Hirani and Ashit Vekaria - I've put these two together because they are pretty similar. They are both pretty quiet and don't give or cop abuse. They both put in solid performances with the bat plus Ashit with the ball and like to stop the ball with their foot instead of hands while fielding off my bowling.

Abe MacDougall - he played for us a couple of times last season and got ducks both times. But Abe isn't the type of guy who gives up. He came back and got another two ducks, but also made some runs along the way.

Whilst we had plenty of fun, we were pretty ordinary on the field. Next year we will return to our previous glory and forget that this train wreck ever happened.

Hayden Pipe

4A Grade Men Averages, 2009/10

	Mat	Inn	NO	HS	Runs	Ave	100	50	Ct	St	O	M	R	W	Ave	Best	4wi	5wi	SR	Econ
John Bascand	18	17	2	37	204	13.60	-	-	4	-	19.3	0	122	2	61.00	1-18	-	-	58.5	6.26
Nigel Bennett	6	4	3	7*	9	9.00	-	-	1	-	21	0	91	8	11.38	4-32	1	-	15.8	4.33
Chris Blackmore	10	8	1	38	76	10.86	-	-	3	-	45.5	5	201	16	12.56	4-21	2	-	17.2	4.39
Mark Bolderson	2	2	0	0	0	0.00	-	-	-	-	10	0	50	3	16.67	3-36	-	-	20.0	5.00
Robbie Currie	2	2	1	13*	17	17.00	-	-	-	-	10	2	50	2	25.00	2-14	-	-	30.0	5.00
Marty Davison	9	8	0	26	65	8.13	-	-	8	-	5	0	21	1	21.00	1-21	-	-	30.0	4.20
Ross Falconer	16	16	0	28	127	7.94	-	-	4	-	-	-	-	-	-	-	-	-	-	-
Pat Gallagher	10	8	2	67*	216	36.00	-	2	3	1	7	0	39	4	9.75	2-13	-	-	10.5	5.57
Jonathan Hanson	2	2	0	20	22	11.00	-	-	1	-	7	2	25	1	25.00	1-21	-	-	42.0	3.57
Hitendra Hirani	13	13	0	20	116	8.92	-	-	1	-	-	-	-	-	-	-	-	-	-	-
Abe MacDougall	15	14	2	20	101	8.42	-	-	3	-	74.3	6	320	12	26.67	3-3	-	-	37.3	4.30
Chris McFarlin	10	10	1	43	114	12.67	-	-	2	-	19.3	2	128	3	42.67	1-13	-	-	39.0	6.56
Jason McKey	12	12	0	24	104	8.67	-	-	3	-	3	0	20	0	-	-	-	-	-	6.67
Phil Milbourne	8	7	0	33	87	12.43	-	-	1	-	56.5	12	184	20	9.20	4-29	2	-	17.1	3.24
Hayden Pipe	5	5	0	16	33	6.60	-	-	1	-	26.3	2	163	5	32.60	2-31	-	-	31.8	6.15
Allan Scott	4	4	0	8	17	4.25	-	-	-	-	-	-	-	-	-	-	-	-	-	-
Matt Sutherland	8	8	0	75	271	33.88	-	2	4	-	24	0	123	3	41.00	2-34	-	-	48.0	5.13
Piet Van Hasselt	9	8	1	2	4	0.57	-	-	1	-	0.1	0	3	0	-	-	-	-	-	18.00
Ashit Vekaria	10	9	2	35*	110	15.71	-	-	5	-	52	6	226	12	18.83	3-14	-	-	26.0	4.35
Mat Wiseman	15	12	3	40	115	12.78	-	-	3	-	94.5	11	413	21	19.67	4-26	2	-	27.1	4.36



Above: Daniel Vernon, Simon Hall, Daniel Stribling, Greg Dawson, Angus Bruce and Andrew Lawton indulge in pre-race bravado before the much-anticipated inaugural St Albans 'slow race'. For the record, Angus Bruce was the least slow of the lot.

Below: Jockey Chris Gibb hops aboard his four-legged 'slow race' entry (Matt Lawson and Sam Cassidy).



4B Grade Men

	P	W	L	T/NR	Place
One-day:	19	10	8	1	2nd (10)

The 2009/10 cricket season saw the introduction to St Albans of a phenomenon known as the Boundary Riders. This collection of talented young cricketers came into the season with high expectations and, at times, even higher fastening pants (Simon Hall: "But that's just where my waist is"). The team's performances fluctuated greatly between unbelievably good and very good thanks to a core player base.

This consisted of Jeremy Cumming (former Ugandan under-21 player) and myself, Dan Stribling, as the opening pair.

Following us were spin bowling all-rounders Ben Ramsay (with the ill fortune of being a Geordie) and his brother Dan Ramsay, sporting luscious locks and a justice-dispensing bat known as 'The Guv'. I'm sure Dan would like me to mention - as he has to us many a time - that he once took 12 wickets in a match for an under-13 team. Dan is now endeavouring to have Sandy sew the phrase "12 wickets" into his underwear.

The middle order was solidified by a Mark Richardson-like Simon Hall, who often took up a different position in the order and was "unlucky" in, amazingly, every single one of his lbw decisions. He bowled well also, especially towards the end of the season.

Jono Hamilton and express opening bowler Mike Nuttall provided the hitting power in the middle. Jono's Xyphos accounted for a lot of it towards the end of the season, although many would argue Jono's greatest contribution was the intensely popular and pain-inflicting bottle top game.

Our wicket-keeper Ali Melville, an early season front-runner for most ducks, unfortunately found his feet and became one of our top batsmen towards the end of the season, moving up to No. 4.

Opening bowler Ryan Swanston made some very good scores at his No. 9 position, especially considering his bat had had its heyday in 1923, before he was poached straight from fourth grade by Wellington Cricket.

In at No. 10 was the team's smallest player, Mark van Something. No-one could pronounce or spell his name but he was definitely our most improved player, becoming a pretty good batsman after never having played cricket up until about three months ago.

Number eleven generally belonged to a fill-in but was often occupied by Dave O'Rourke, because that's where opening bowlers are meant to bat. That being said, Dave-o became the power-hitting opener later in the season thanks to his one shot - the front-foot slog - and he top-scored a few times. Dave-o bowled "Right Arm Extreme Fast Lucky Dip", with the emphasis on "Extreme".

Our season started off well with the team winning its first two games and, at this stage, we were the equal-best team in the history of cricket. We lost our next few though, mainly due to a lack of regular players early in the season. We then managed to win a few more before entering another dry patch, which was followed by an amazing six-game winning run. Overall we finished second - a great result considering many players hadn't played for years.

I think I can safely say that we all thoroughly enjoyed playing for Saints this season and most of us fully intend to be back again next summer. We'd like to thank Alan Jamieson, Duane Pettet, Pierre Flavell and everyone in the club who were incredibly helpful in every aspect.

Dan Stribling

4B Grade Men Averages, 2009/10

	Mat	Inn	NO	HS	Runs	Ave	100	50	Ct	St	O	M	R	W	Ave	Best	4wi	5wi	SR	Econ
Jeremy Cumming	15	15	2	78	406	31.23	-	3	6	1	11.3	1	67	1	67.00	1-8	-	-	69.0	5.83
Kris Gagliardi	4	4	0	32	83	20.75	-	-	2	-	-	-	-	-	-	-	-	-	-	-
Simon Hall	16	14	3	13	77	7.00	-	-	4	-	61.3	6	271	13	20.85	5-26	-	1	28.4	4.41
Jono Hamilton	8	7	0	30	44	6.29	-	-	3	-	11	0	84	2	42.00	1-3	-	-	33.0	7.64
Dan King	4	3	0	10	15	5.00	-	-	-	-	-	-	-	-	-	-	-	-	-	-
James McCarthy	5	3	3	5*	9	-	-	-	3	-	15	2	100	4	25.00	2-9	-	-	22.5	6.67
Alister Melville	14	13	1	52*	153	12.75	-	1	12	4	-	-	-	-	-	-	-	-	-	-
Duncan Noble	5	3	0	27	42	14.00	-	-	-	-	2	0	9	1	9.00	1-9	-	-	12.0	4.50
Mike Nuttall	14	12	1	28	82	7.45	-	-	3	-	80	11	273	19	14.37	5-18	1	1	25.3	3.41
David O'Rourke	16	14	3	36	111	10.09	-	-	4	-	79.2	9	361	18	20.06	4-13	1	-	26.4	4.55
Ben Ramsay	9	9	1	63	154	19.25	-	1	3	-	28	2	171	7	24.43	3-67	-	-	24.0	6.11
Dan Ramsay	15	15	0	41	202	13.47	-	-	5	-	67.5	5	272	25	10.88	5-19	-	2	16.3	4.01
Regan Ramsay	5	3	3	3*	4	-	-	-	1	-	-	-	-	-	-	-	-	-	-	-
Daniel Stribling	16	16	0	135	402	25.13	1	1	4	-	87.1	15	261	26	10.04	5-17	1	1	20.1	2.99
Ryan Swanston	11	11	3	25*	86	10.75	-	-	4	-	36.5	4	180	9	20.00	2-20	-	-	24.6	4.89
Mark van Groenedaal	5	4	1	19*	21	7.00	-	-	-	-	-	-	-	-	-	-	-	-	-	-



We had a number of guests from foreign shores play for us for a part or full season during 2009/10. These included, clockwise from top left: Christine Erkelens (Netherlands), Andrew Lawton (England), Mike Adams (England), Daniel Vernon (England), Rob Sparks (England), Tom Hughes (England) and Sam Cassidy (Ireland).



President's Grade Men

	P	W	L	T/NR	Place
One-day:	19	11	7	1	5th (10)

Well, as the statistics will show, it was a season of "What Ifs".

"What If" we had taken that catch, scored 10 more runs, been able to put partnerships together or not needed 29 players to compete in the season?

Yes, at times, as other grades also felt, it was difficult to put 11 players on the field each Saturday. I must extend an appreciated thanks to those who helped fill in or, in some cases, come out of retirement (Mr Perry).

However, overall it was not only a very pleasurable season but also a very successful one. The team consistently scored over 220 and had a chance to win the competition as late as six rounds to go in the season. Every team in the grade was given more than a scare, with us losing three tight matches through our own mistakes. This all bodes well for next season.

Individually there were some great efforts. Jonathan Price had a season that doesn't come around every year and he made every post a winner. He was solid at the top of the order and the scores he achieved were well deserved. The elusive one (a century) is a must next year.

'Stumpy' was more than ably assisted at the top by Mr Holton. Tim had a season that promised so much and with more chances next year will produce so much more.

There were also some great performances with the ball from "The Mumbai Express" Sajid Sayed, "The Sheikh of Tweak" Dave Collings, "The White Malinga" Dave Jackson and Duncan "Slam" Hutton (the unluckiest man not to take wickets). With these four hopefully available next year it will form a great base for great results.

Richard Mather, with both bat and ball, was a key part of the side and hopefully we will have his services more next season.

There were some 'finds' this year also, such as the father-and-son duo

of Selwyn and Barry Cox. Both spent time at the crease - the bowling crease - both with great success. Their batting strength was known but now the secret weapons have been unleashed I am sure they will see more of the ball next year.


There were two other 'finds' in the season, the first being the return of Mr Slater. To see Barry charging in to the crease again was brilliant and I'm looking forward to a large contribution from him next year.

The second 'find' was that of Mark Hampton. Returning from a tour of duty overseas he came back to slam every attack to all parts of the ground. Hopefully he won't be called away next season and we can see more of this form.

A big thanks again to all the support shown to me personally during the season. It didn't go unnoticed, was much appreciated and I am looking forward to a profitable and enjoyable return to the field in October. Winter well, and as a wise man once said:

"We'll be back" (The Terminator)

Pierre Flavell



Former St Albans members turned umpires Richard Hooper (left) and Roger Wyeth (right) with president Alan Jamieson at the CCA prize-giving function. Hooper picked up the most improved umpire award on the evening.

President's Grade Men Averages, 2009/10

	Mat	Inn	NO	HS	Runs	Ave	100	50	Ct	St	O	M	R	W	Ave	Best	4wi	5wi	SR	Econ
Richard Carrigan	2	2	1	19*	21	21.00	-	-	1	-	-	-	-	-	-	-	-	-	-	-
David Collings	14	8	4	17*	58	14.50	-	-	2	-	73.2	1	445	18	24.72	4-35	1	-	24.4	6.07
Barry Cox	11	10	1	48	214	23.78	-	-	2	-	1	0	3	1	3.00	1-3	-	-	6.0	3.00
Selwyn Cox	15	12	3	38	129	14.33	-	-	2	-	3.5	0	23	1	23.00	1-8	-	-	23.0	6.00
Anurag Diwakar	2	1	0	4	4	4.00	-	-	-	-	6	0	53	0	-	-	-	-	-	8.83
Sam Evans	4	0	-	-	-	-	-	-	-	-	26	3	153	7	21.86	4-44	1	-	22.3	5.88
Pierre Flavell	19	18	3	110	841	56.07	1	7	5	-	125	17	527	14	37.64	3-42	-	-	53.6	4.22
Sam Flavell	3	2	2	1*	1	-	-	-	1	-	-	-	-	-	-	-	-	-	-	-
Mark Hampton	6	6	2	93	322	80.50	-	4	3	-	10	0	69	2	34.50	1-15	-	-	30.0	6.90
Hitendra Hirani	2	1	0	3	3	3.00	-	-	-	-	-	-	-	-	-	-	-	-	-	-
Tim Holton	11	11	0	92	249	22.64	-	1	2	-	6	0	50	3	16.67	2-5	-	-	12.0	8.33
Duncan Hutton	14	9	5	32*	76	19.00	-	-	1	-	100	14	367	10	36.70	2-19	-	-	60.0	3.67
Dave Jackson	17	8	3	11	23	4.60	-	-	3	-	130	30	469	29	16.17	4-29	1	-	26.9	3.61
Richard Mather	11	10	2	62	241	30.13	-	2	11	-	64	5	323	12	26.92	3-57	-	-	32.0	5.05
Charles Mellish	5	3	1	51	56	28.00	-	1	1	-	33.2	4	183	6	30.50	2-29	-	-	33.3	5.49
Dave O'Keefe	3	3	1	13	17	8.50	-	-	-	-	4	1	12	2	6.00	2-12	-	-	12.0	3.00
Dave Perry	4	3	0	1	1	0.33	-	-	-	-	-	-	-	-	-	-	-	-	-	-
Jonathan Price	19	19	2	93	876	51.53	-	8	12	11	1	0	10	0	-	-	-	-	-	10.00
Josh Price	2	1	0	4	4	4.00	-	-	-	-	-	-	-	-	-	-	-	-	-	-
Sajid Sayed	19	6	2	12	18	4.50	-	-	7	-	126	11	629	16	39.31	3-49	-	-	47.3	4.99
Barry Slater	10	10	1	47	128	14.22	-	-	1	-	8	1	24	2	12.00	2-24	-	-	24.0	3.00
Chris Taylor	5	5	1	5	13	3.25	-	-	2	-	-	-	-	-	-	-	-	-	-	-
Trevor Thornton	4	2	0	17	30	15.00	-	-	1	-	-	-	-	-	-	-	-	-	-	-

Final Women's Competition Points

Premier Cup (one-day)

East Christchurch Shirley	71
Old Boys Collegians-Country	39
St Albans	36
Lancaster Park Woolston-Sydenham	28

Final: East Christchurch Shirley beat OBC-Country

Premier Cup (Twenty20)

East Christchurch Shirley	15
St Albans	10
Lancaster Park Woolston-Sydenham	5
Old Boys Collegians-Country	0

Final: **East Christchurch Shirley beat St Albans**

Premier Trophy (Twenty20)

East Christchurch Shirley	25
Lancaster Park Woolston-Sydenham	15
Old Boys Collegians-Country	15
St Albans	5

Final: East Chch Shirley beat LPW-Sydenham

3rd Place Playoff: **St Albans beat OBC-Country**

First Grade (one-day)

East Christchurch Shirley	43
Lancaster Park Woolston-Sydenham	29
Old Boys Collegians-Country	24
St Albans	23

First Grade (Super 8s)

East Christchurch Shirley	28
St Albans	23
Old Boys Collegians-Country	13
Lancaster Park Woolston-Sydenham	8

Second Grade

Merivale-Papanui	81
St Albans	59
Marist-Harewood	44
Heathcote	21
New Brighton	13

Girls' Youth Grade (one-day)

Old Boys Collegians-Country Navy	25
Old Boys Collegians-Country Gold	25
Lancaster Park Woolston-Sydenham Black	25
Lincoln-Ellesmere Lions	15
Lancaster Park Woolston-Sydenham Gold	15
Old Boys Collegians-Country White	15
St Albans	10
East Christchurch Shirley	10

Girls' Youth Grade (Twenty20)

Lancaster Park Woolston-Sydenham Black	35
Lancaster Park Woolston-Sydenham Gold	30
Old Boys Collegians-Country Gold	25
Lincoln-Ellesmere Lions	20
Old Boys Collegians-Country Navy	20
East Christchurch Shirley	10
St Albans	10
Old Boys Collegians-Country White	5

Premier Women

	P	W	L	D/T/NR	Place
One-day:	12	5	7	0	3rd (4)
Twenty20 (Cup):	4	2	2	0	2nd (4)
Twenty20 (Trophy):	7	2	5	0	3rd (4)
Total:	23	9	14	0	

The past season was one of ups and downs, injuries and retirements. The retirements of Beth McNeill, Josie O'Reilly and Rowan Milburn plus the limited availability of Sarah Burke (due to police duties) left us with a relatively young and inexperienced team. However, the talent pool was not slim and there were plenty of opportunities for players to stand up and perform. Over the past few years our Premier women's side has always been full of representative players and potential but hasn't produced the silverware to go with it. Unfortunately, this year proved to be no different.

The season was structured the same as last year with one-dayers throughout most of the year, a Twenty20 tournament over Show Weekend and finally some more Twenty20s to finish the season.

Whilst East Christchurch Shirley dominated the one-day competition, the race for the other final spot proved to be a close one. Going into the last round-robin game in second place we had to beat East Shirley or hope that Old Boys Collegians-Country lost to Lancaster Park Woolston-Sydenham. Set 280 to win, we put up a valiant run chase and kept up with the required run rate. However, the regular loss of key wickets meant we fell 40 runs short and missed out on a spot in the final. The girls were bitterly disappointed not to make it and we look forward to next season where we will be back stronger than ever, ready to prove that we are a side to be reckoned with!

This year we welcomed Emma White from England. She was a fantastic asset to the team, bringing not only her cricket skills but also her vibrant personality and cheerful attitude. Her ability to bowl consistent line and length and often trouble batsmen was rewarded with selection in the Canterbury Magicians squad.

Emma joined Sarah Burke, Amy Satterthwaite, Lea Tahuhu, Janet Brehaut, Meg Kendal, Amber Boyce, Kelly Anderson and Natalie Cox who were also selected in the Magicians squad. It was a fantastic

achievement to have eight club players representing our province, however having so many players out at once well and truly tested the depth of our club. A number of injuries and illnesses - including a broken nose, dislocated shoulder and glandular fever - added to the pressure of finding 11 players each Saturday.

For the second year running we made the final of the Show Weekend Twenty20 Cup competition. Unfortunately, a dominant East Shirley team proved too strong and we weren't able to match them in the final. Amber Boyce produced some standout performances over the weekend including 5-8 against OBCC on the Sunday morning to help qualify us for the final. Her performances over the past two years were rewarded with selection in the New Zealand Emerging Players squad along with Janet Brehaut and Lea Tahu. Amber was then selected in the team which travelled to Brisbane to play the Australian Under-21 side. Lea and Janet were unavailable for selection due to illness/injury but I'm sure they will be back knocking on the selectors' door next season, along with a few others from our club.

The accolades continued when Meg Kendal (captain), Clare Nicholas, Natalie Cox and Sarah Parker were selected for the Canterbury Development team. Again this highlighted the talent within our club and it is exciting to see how these players prosper over the next few years.

The Twenty20 Trophy competition at the end was a disappointing finish to the season. Whilst there were some great individual performances, the team was unable to perform consistently enough, finishing up last on the table.

This year we had one New Zealand representative in Amy Satterthwaite, but I have no doubt there will be more players representing New Zealand from this club in the near future.

Finally, a big thank you must go to Sarah Helmore for her tireless efforts throughout the season. Organising teams is never an easy task, especially with players unavailable due to injuries and representative duties, but every week there was always a team put on the park. Sarah was also a valuable asset at trainings and games providing quality coaching.

Amy Satterthwaite

Premier Women Averages, 2009/10

	Mat	Inn	NO	HS	Runs	Ave	100	50	Ct	St	O	M	R	W	Ave	Best	4wi	5wi	SR	Econ
Kelly Anderson	16	15	2	35	233	17.92	-	-	-	-	70	0	305	12	25.42	2-9	-	-	35.0	4.36
Carmen Blignaut	2	1	0	11	11	11.00	-	-	-	-	1	0	10	1	10.00	1-10	-	-	6.0	10.00
Amber Boyce	14	14	2	88	357	29.75	-	2	5	-	62	6	355	16	22.19	5-8	1	1	23.3	5.73
Janet Brehaut	12	11	2	43	188	20.89	-	-	3	-	3	0	26	0	-	-	-	-	-	8.67
Sarah Burke	6	5	0	13	17	3.40	-	-	-	-	15	0	81	4	20.25	3-10	-	-	22.5	5.40
Mel Cormick	4	3	2	2*	5	5.00	-	-	-	-	-	-	-	-	-	-	-	-	-	-
Natalie Cox	18	14	3	20	81	7.36	-	-	4	-	36	1	261	7	37.29	3-25	-	-	30.9	7.25
Ainsley Crawford	3	3	0	13	16	5.33	-	-	-	-	2	0	19	1	19.00	1-19	-	-	12.0	9.50
Christine Erkelens	18	10	4	16*	46	7.67	-	-	1	-	34.5	1	169	5	33.80	2-22	-	-	41.8	4.85
Alice Forbes	1	1	1	6*	6	-	-	-	-	-	-	-	-	-	-	-	-	-	-	-
Clare Forbes	1	1	0	2	2	2.00	-	-	-	-	-	-	-	-	-	-	-	-	-	-
Sarah Gagliardi	2	1	0	2	2	2.00	-	-	-	-	3	0	20	0	-	-	-	-	-	6.67
Caroline Hamel	8	5	2	13	21	7.00	-	-	-	-	18	2	84	5	16.80	3-8	-	-	21.6	4.67
Sarah Helmore	1	1	0	1	1	1.00	-	-	-	-	-	-	-	-	-	-	-	-	-	-
Tessa Hopkinson	4	3	0	2	2	0.67	-	-	1	-	14	1	92	0	-	-	-	-	-	6.57
Meg Kendal	12	12	1	69	281	25.55	-	2	6	-	18	0	119	6	19.83	2-16	-	-	18.0	6.61
Tessa King	5	3	1	17*	31	15.50	-	-	1	-	15	1	76	2	38.00	2-30	-	-	45.0	5.07
Anne Mackechnie	2	2	0	12	17	8.50	-	-	-	-	10	0	54	1	54.00	1-33	-	-	60.0	5.40
Rowan Milburn	1	1	0	88	88	88.00	-	1	-	-	10	1	34	2	17.00	2-34	-	-	30.0	3.40
Clare Nicholas	15	12	0	49	180	15.00	-	-	3	2	14.3	0	99	4	24.75	1-2	-	-	21.8	6.83
Casey O'Brien-Smith	1	1	0	2	2	2.00	-	-	-	-	2	0	27	0	-	-	-	-	-	13.50
Josie O'Reilly	4	4	0	40	102	25.50	-	-	-	-	-	-	-	-	-	-	-	-	-	-
Sarah Parker	19	15	5	62*	150	15.00	-	1	2	-	89	4	474	13	36.46	3-22	-	-	41.1	5.33
Sarah Rosanowski	2	1	0	0	0	0.00	-	-	-	-	1	0	25	0	-	-	-	-	-	25.00
Amy Satterthwaite	14	14	2	65	393	32.75	-	3	10	-	83	0	367	13	28.23	4-36	1	-	38.3	4.42
Nicole Sloan	1	1	0	1	1	1.00	-	-	-	-	2.3	0	16	0	-	-	-	-	-	6.40
Ashley Soper	2	2	1	2	3	3.00	-	-	-	-	-	-	-	-	-	-	-	-	-	-
Anthea Stanley	15	6	2	6*	17	4.25	-	-	-	-	41.4	2	221	12	18.42	3-19	-	-	20.8	5.30
Faye Tahere	5	5	0	16	30	6.00	-	-	4	-	8	1	71	2	35.50	2-71	-	-	24.0	8.88
Lea Tahuu	10	10	2	71*	311	38.88	-	1	4	2	12.3	0	48	2	24.00	1-21	-	-	37.5	3.84
Amy Turner	9	9	2	17	62	8.86	-	-	2	-	5	0	33	0	-	-	-	-	-	6.60
Amy Voice	1	1	0	2	2	2.00	-	-	-	-	-	-	-	-	-	-	-	-	-	-
Emma White	21	16	3	46	115	8.85	-	-	1	-	95	3	506	13	38.92	2-13	-	-	43.8	5.33



Above: A collection of the trophies won by St Albans teams and players at the CCA club and representative prize-giving evening.

Below: Amy Satterthwaite (right) is presented with the State Canterbury Magicians Player of the Year award by former St Albans and New Zealand player Kirsty Bond.



First Grade Women

	P	W	L	T/NR	Place
One-day:	11	4	7	0	4th (4)
Super 8s:	6	4	2	0	2nd (4)
Total:	17	8	9	0	

It's hard to know where to begin with this season's report. With fewer numbers of permanent players returning for the season the team struggled with the mixed bag of players fronting up each week. With a 21-player squad it was not surprising that the team's performances were less than ideal.

Though we were wooden spooners in the one-day competition the team were much more successful in the Twenty20 competition, ending up in second place.

Thank you to all the players that filled in for the Premier team. I think almost everyone had an opportunity to play in the higher grade but special mention must go to those that filled in frequently. With almost half a season in each of the grades, those girls ultimately benefited from this experience.

Ashley Soper debuted in the team this year. She started the season a little wobbly but came back strong, finishing off with a few runs.

Anne Mackechnie played well throughout the season as an all-rounder who never turned down an opportunity to open the batting.

Caroline "Camel" Hamel was our top bowler of the year, taking the most wickets with the highlight of 5-19 against Old Boys Collegians-Country. She made a pretty great No. 11 batsman too.

Casey O'Brien-Smith stepped up this year, smashing the bowlers around the park and only managed to injure herself every second week. She was rewarded for her efforts with the club's young female player of the year award.

Faye Tahere decided to graduate from the second grade Twenty20 team to join us in first grade. She only played a few games but contributed well with the second best batting average of 38.50.

Nicole Sloan, a newcomer to the team who previously played in junior sides, started off very quietly but developed into a great little bowler. We will be seeing more of Nicole in the coming seasons.

Amy "AJ" Voice managed to injure herself in the first game but came back strongly. Her unsurpassed dedication to the game even saw her take the field with her arm in a cast!

Laura Jones, a new player to the club, quickly became the life of the team with her talk on and off the field. She is currently the only player known to have bowled someone with a wide!

Sarah Gagliardi ("Gags"), our first aid girl, was always the first on hand to help out when needed ... provided she wasn't away training to save lives, that is!

Christine Erkelens joined our team from Premiers for the last few games of the season and helped take a few valuable wickets.

Special thanks and mention must go to those who filled in. To Mel Cormick, Alice and Clare Forbes, Chris and Taylor O'Brien-Smith, Bridget McMaster, Amy Jackson, Cassie Stewart and Lisa Williams a huge thank you. Without you guys we wouldn't have been able to play.

Thanks again to my team for a great season. I hope you will all be back next year for a bigger and better season with L&Ps.

Amy Turner

First Grade Women Averages, 2009/10

	Mat	Inn	NO	HS	Runs	Ave	100	50	Ct	St	O	M	R	W	Ave	Best	4wi	5wi	SR	Econ
Mel Cormick	3	3	1	40*	75	37.50	-	-	-	-	21	2	55	4	13.75	2-34	-	-	31.5	2.62
Christine Erkelens	5	3	0	26	57	19.00	-	-	3	-	21	2	65	6	10.83	2-17	-	-	21.0	3.10
Alice Forbes	2	2	0	1	2	1.00	-	-	-	-	4	1	10	0	-	-	-	-	-	2.50
Clare Forbes	3	2	0	24	33	16.50	-	-	-	-	-	-	-	-	-	-	-	-	-	-
Sarah Gagliardi	6	5	2	62*	126	42.00	-	1	4	-	28	1	104	7	14.86	4-12	1	-	24.0	3.71
Caroline Hamel	10	5	1	9	12	3.00	-	-	2	-	49.2	3	234	13	18.00	5-19	-	1	22.8	4.74
Laura Jones	7	6	1	15	24	4.80	-	-	2	-	6	0	39	1	39.00	1-25	-	-	36.0	6.50
Anne Mackechnie	9	8	0	37	130	16.25	-	-	2	-	43	1	174	5	34.80	3-36	-	-	51.6	4.05
Casey O'Brien-Smith	12	10	2	67*	218	27.25	-	1	4	-	60	5	222	10	22.20	4-11	1	-	36.0	3.70
Chris O'Brien-Smith	3	2	0	7	8	4.00	-	-	-	-	3	0	15	1	15.00	1-15	-	-	18.0	5.00
Taylor O'Brien-Smith	2	1	0	0	0	0.00	-	-	-	-	-	-	-	-	-	-	-	-	-	-
Nicole Sloan	11	8	3	11*	24	4.80	-	-	-	-	45	4	161	8	20.13	3-9	-	-	33.8	3.58
Ashley Soper	12	12	2	34	84	8.40	-	-	2	-	17	2	96	3	32.00	2-2	-	-	34.0	5.65
Faye Tahere	5	3	1	44	77	38.50	-	-	3	-	3	2	5	0	-	-	-	-	-	1.67
Amy Turner	11	10	2	56	213	26.63	-	1	2	-	47.4	5	140	11	12.73	3-20	-	-	26.0	2.94
Amy Voice	11	7	1	9	22	3.67	-	-	2	1	1	0	9	0	-	-	-	-	-	9.00
Vivian Xu	6	3	0	3	5	1.67	-	-	-	-	6.2	1	26	1	26.00	1-9	-	-	38.0	4.11



A number of people got dressed to the nines for the club's annual Christmas Party which was themed as "a day at the races".

Clockwise from top left: Caroline Hamel and Kelly Anderson; Hayden and Trudy Pipe; Carla Parsons, Michael Davidson and Ben Langrope; Monique Pettet, Sarah French and Amy Turner.



Second Grade Women

	P	W	L	T/NR	Place
Twenty20:	16	10	5	1	2nd (5)

Well, what can one say about an average season? We played averagely, our results were average and our individual statistics were average. Finally, our position on the table was also just average ... to us, anyway.

I guess that we were just too nice. You may say prim and proper and great sports. There were many examples.

To the incoming batsman we would clap politely and make inconsequential remarks about the weather. Our opposition would eyeball us menacingly and question our parentage.

If we were caught behind off a faint tickle we would not look back; instead adopting a pained expression before meaningfully placing the bat under our arm, removing our gloves and walking purposely to the rest of the team sitting on the sideline. Our head would be held high and we would have a rueful smile.

Our opposition would look back guiltily to see if the catch was taken. Then they'd lean on their bat and smile in a patronising way, suggesting our fielders are rotten cheats. They would stand in stunned amazement if given out and then, after some time, walk slowly back to their team on the sideline dragging their bat and rolling their eyes to the sky and muttering.

If our umpire was to turn down an appeal, well, their bowlers would incline their heads and purse their lips, taking a sharp intake of breath before appealing longer and more loudly next time. They would even wave their arms more while doing so. In contrast, our team would accept the umpire's decision and agree that it wasn't out.

What about shining the ball? We never did that to gain an advantage, believing it wasn't in the spirit of the game. Our opposition would rub the ball hard on all parts of the body, ensuring that the red polish gave them the look of film extras from Saving Private Ryan. They would also pick the seam and scratch the non-shiny side with a stone to improve swing, while applying sunscreen from their faces on to the shiny side of the ball.

Dangerous bowling ... now there's a story! We would always say sorry or apologise to the batsman after bowling a beamer or short, lifting ball. Maybe we would think about bowling another one ... but never did. The opposition never said sorry to us and would follow up one dangerous ball with another. Often they would adopt a facial expression suitable for witnessing the second coming of Christ.

So, as you can see, it was just our very good manners and social etiquette that slipped us down from our typical lofty heights to a mere second placing. Next summer will see the team do a U-turn and revert to traditional habits and attitudes.

Sarah French was our player of the year and season goody-good. Mel Reid bowled some nice spells while Monique Pettet showed unusual restraint and ladylike mannerisms. Of the others, most could have come straight from the church choir.

Next season already beckons and St Trinian's is a mould that we might all assume.

Mel Reid



Premier women's all-rounder Amber Boyce hits out during an innings of 41 in a one-day match against East Christchurch Shirley.

Second Grade Women Averages, 2009/10

	Mat	Inn	NO	HS	Runs	Ave	100	50	Ct	St	O	M	R	W	Ave	Best	4wi	5wi	SR	Econ
Suzi Andrew	3	2	0	20	29	14.50	-	-	-	-	5	0	25	0	-	-	-	-	-	5.00
Fleur Barker	4	1	1	0*	0	-	-	-	-	-	13	0	85	1	85.00	1-26	-	-	78.0	6.54
Nicola Blue	10	4	4	3*	4	-	-	-	1	-	2	0	7	0	-	-	-	-	-	3.50
Kit Clarkson	2	1	1	3*	3	-	-	-	-	-	1	0	6	1	6.00	1-6	-	-	6.0	6.00
Sarah French	14	12	4	57*	185	23.13	-	1	-	-	54.4	1	283	18	15.72	5-12	-	1	18.2	5.18
Tara Horsnell	6	4	0	12	13	3.25	-	-	3	-	22	1	112	2	56.00	1-13	-	-	66.0	5.09
Anna Lukey	3	2	1	5*	5	5.00	-	-	-	-	15	0	64	0	-	-	-	-	-	4.27
Carla Mackie	3	2	0	44	46	23.00	-	-	1	-	15	1	53	4	13.25	3-7	-	-	22.5	3.53
Lara McKenzie	5	4	1	82*	136	45.33	-	1	2	-	15	0	62	1	62.00	1-19	-	-	90.0	4.13
Chris O'Brien-Smith	2	1	0	7	7	7.00	-	-	-	-	7.5	0	50	0	-	-	-	-	-	6.38
Monique Pettet	14	13	4	54	353	39.22	-	1	3	-	18	1	79	3	26.33	1-2	-	-	36.0	4.39
Mel Reid	14	9	2	28*	105	15.00	-	-	5	-	58.5	7	218	11	19.82	3-30	-	-	32.1	3.71
Julia Smith	6	4	0	28	79	19.75	-	-	-	-	12	0	58	6	9.67	2-3	-	-	12.0	4.83
Amanda Tahere	13	10	3	11	36	5.14	-	-	3	-	2	0	8	0	-	-	-	-	-	4.00
Faye Tahere	3	3	0	12	22	7.33	-	-	-	-	15	0	76	0	-	-	-	-	-	5.07



Above: the senior one-day girls team.

Below: the junior Twenty20 boys team.



Girls' Youth Grade

	P	W	L	T/NR	Place
One-day:	7	2	5	0	7th (8)
Twenty20:	8	2	6	0	6th= (8)
Total:	15	4	11	0	

This season's squad bore little resemblance to last year's team. Only three girls (Jess Shamy, Melissa Sloan and Cassie Stewart) signed on for another season, although four girls who were solid performers last year (Nicole Sloan, Casey O'Brien-Smith, Ashley Soper and Amy Voice) were placed into the first grade side for the season. This made for a new team with a number of new members to the club being recruited and others moving up from the Saturday morning teams.

Numbers were always tight and we thank the girls from the senior one-day team who helped out during the summer. The rush to get to our games - which this year started at 12.30pm - from their games (which often didn't finish until as late as midday) was appreciated.

Cassie Stylianou was appointed captain and she was ably helped by Cassie Stewart. Between them they moulded a number of individuals into a team.

Although positive results were initially hard to come by, the team did get stronger and stronger as the season wore on and some very pleasing results were posted. In all we played 15 games for four wins and 11 losses plus one game was washed out.

Kate van Beurten top scored with 38 not out and strengthened our batting order when she joined midway through the season.

Cassie Stewart was our next most consistent batsman, while Jess, Cassie Stylianou and Holly Luxton-Russell scored valuable runs, often under pressure.

The wickets were shared around, with no one bowler dominating to any great degree. Cassie Stewart and Jess regularly took two and three-wicket bags.

In spite of success being absent on most occasions, team spirit remained high and, in general terms, we all enjoyed the season. Three or four more girls for next season's team would be great.

Thank you to Daniel Vernon and Michael Adams for their coaching efforts. Sorry that we didn't put your advice to good use ... or was it your advice wasn't what we needed? We will never know.

Thanks also to Sarah Helmore for her immense patience and efforts to ensure that we had the required nine (or nearly nine) on the field each Saturday.

At the prize-giving night Cassie Stewart was announced as our player of the year. Well done to Cassie.

I hope that we will see everyone back next October, keen and eager to do even better than this summer.

Regular team members were: Cassie Stylianou, Cassie Stewart, Kayleigh Bowers, Jessica Shamy, Holly Luxton-Russell, Kate Van Beurten, Melissa Sloan, Ella McLeod, Anna Kennedy and Alita Penner.

Cassie Stylianou



The St Albans Kiwi cricket team for 2009/10.

Girls' Youth Grade Averages, 2009/10

	Mat	Inn	NO	HS	Runs	Ave	100	50	Ct	St	O	M	R	W	Ave	Best	4wi	5wi	SR	Econ
Kayleigh Bowers	3	3	1	24	28	14.00	-	-	-	-	6	0	44	0	-	-	-	-	-	7.33
Rachael John	2	2	0	17	19	9.50	-	-	-	-	7	0	39	0	-	-	-	-	-	5.57
Anna Kennedy	10	10	0	2	6	0.60	-	-	-	-	12	0	89	0	-	-	-	-	-	7.42
Holly Luxton-Russell	14	13	1	25*	73	6.08	-	-	3	-	51	5	194	3	64.67	1-6	-	-	102.0	3.80
Ella McLeod	12	11	3	12	25	3.13	-	-	2	-	14	0	98	1	98.00	1-12	-	-	84.0	7.00
Alita Penner	15	11	4	2*	6	0.86	-	-	-	-	8	0	67	0	-	-	-	-	-	8.38
Renee Pinnell	2	1	1	0*	0	-	-	-	-	-	1	0	5	0	-	-	-	-	-	5.00
Jessica Shamy	15	14	1	20	125	9.62	-	-	-	-	65	5	231	12	19.25	3-20	-	-	32.5	3.55
Melissa Sloan	13	11	0	14	54	4.91	-	-	-	-	32	0	171	7	24.43	2-16	-	-	27.4	5.34
Nicole Sloan	4	4	0	14	18	4.50	-	-	-	-	15	1	66	8	8.25	3-21	-	-	11.3	4.40
Rachel Sloan	7	6	2	1	2	0.50	-	-	1	-	13	1	85	3	28.33	1-3	-	-	26.0	6.54
Ashley Soper	3	3	0	48	83	27.67	-	-	1	-	13.4	3	47	0	-	-	-	-	-	3.44
Cassie Stewart	15	15	0	37	192	12.80	-	-	1	-	65	8	212	17	12.47	4-3	1	-	22.9	3.26
Cassie Stylianou	10	10	3	35*	82	11.71	-	-	-	-	29	1	128	7	18.29	2-21	-	-	24.9	4.41
Kate van Beurten	4	4	2	38*	88	44.00	-	-	-	-	9	1	47	1	47.00	1-7	-	-	54.0	5.22

Note: not all catches/stumpings known.

Junior Boys

To quote the Godfather - "just when you think you're out ... they pull you back in!" Don Corleone was talking about the mafia, but he could just as easily been talking about the St Albans Cricket Club.

Having been in "the club" since the early '90s - and having done a stint as club captain and committee member - I thought my future involvement would involve sitting on the sidelines with a cold drink in my hand watching my sons play. But when approached by Nic Wilson and Alan Jamieson, I once again developed a speech impediment (can't say "no").

But enough about me, this is a tale of two teams - Kiwi and Junior Twenty20.

Kiwi Cricket

The team was made up of some returning faces from the initial MILO Have-A-Go module run the previous season and some new recruits.

The season got off to a rocky start with some heavy defeats, but as time wore on there were some changes. Skills improved, confidence grew, kids were having fun and, before we knew it, we were winning games.

If it wasn't for the grumpy old coach (yes, me again) laying down the law, anybody watching could be forgiven for thinking it was a party; especially given the dancing, sword fighting, Jedi impersonations and countless other things - all of which occurred WHILE WE WERE FIELDING!

The team was: Oliver Smith (bowler of the year), Luke O'Sullivan, Shyam Hari, Andy Wang, Dominic Baines (most improved), Madison Grenfell, Jazmin Scott, Nick Shearer (batsman of the year) and Thomas Wilford.

Special thanks to Matt Grenfell for all his help.

Junior Twenty20

The team was again made up of some graduates of MILO Have-A-Go and some new faces.

This team was the source of some anxious moments pre-season and the cause of some delicate negotiations, severe arm-twisting and, dare I say it, shameless blackmail by some unscrupulous character (yes, me again) until we at last had two co-coaches/managers - Tony Garry and Rainier Bron.

Unfortunately, due to work commitments, the Bron clan had to relocate out of Christchurch prior to the season's end - the Brons made up 25 percent of the Junior Twenty20 squad and 8 percent of this year's MILO Have-A-Go module. Not to mention, the youngest of the Bron clan (three years old) won the junior Christmas bowl-off competition. Good luck to all of the Brons and thank you for your contributions over the last two seasons.

This brings me to Tony Garry - coach, manager and barbeque chef extraordinaire. Tony picked up the slack when Rainier departed and kept the team running smoothly. For that, and even just putting your hand up to help (or was that your wife's hand?), I am very appreciative.

As with the Kiwi team, it was a bit of a mixed bag in terms of results but what I saw from afar filled me with great hope for the future. Having kept a quiet eye on them at every opportunity during the season, they looked like a team on the improve and this started to shine through towards the end of the season - both in terms of individual and team results. Great season boys, well done.

The team was: Ethan Bron, Reuben Bron, Jesse Holmes, Cameron Edwards (bowler of the year), Matthew Garry (most improved), Joshua Suzana (batsman of the year), Jaramey Mark, Joshua Redgrave, Quinn Gilmore, William Semple and Lucca Cameron.

As someone famous (I have no idea who) once said - "the only constant is change". With this in mind, next year the only change I want to see is an increase in our junior playing section.

To the parents - next season consider putting your hand (or your spouse's hand) up to help out. It is lots of fun and worth the effort.

See you all next year.

Ian Smith
Junior Convener

Junior Girls

Unfortunately this season saw a significant decline in the number of girls registering to play junior cricket.

The Super 8s girls started off with five keen girls trying hard every week, giving it their all. However, with a couple of the girls moving out of town at Christmas time we had to withdraw the team. The few girls that were left made the step up to the senior one-day team.

The senior one-day side found it a struggle to field enough players for some games prior to Christmas and the odd default ensued. However, the lack of numbers was made up for by the enthusiasm and commitment of the girls. Things improved in the New Year once the spare Super 8s girls and two new players joined the side.

The new additions meant that the team reached a full compliment of nine players each game for the rest of the season.

They saved their best performance for a game against the top-placed team, Halswell, chasing down a big total to take out the game. It was only their second win of the season and was by far their best effort.

The senior one-day team was: Taylor O'Brien-Smith (captain), Rachel Sloan (vice-captain), Alyssa Tahuu, Melissa Sloan, Sarah Cairns, Stephanie Simons, Madison Simons, Ngahiraka Dallas and Hilary Bloomer-Law.

Our award winners this season were: Taylor O'Brien-Smith (all-rounder of the year), Rachel Sloan (batsman of the year) and Alyssa Tahuu (bowler of the year).

With a number of players moving up to the Girls' Youth grade next season new players will be needed to bolster this side.

Finally, a big thank you to the team's manager Andrew Tahuu and the other parents who consistently turned up every week to support the girls, help with umpiring and scoring and generally encourage them to their great performances each week.

Amy Turner and Chris O'Brien-Smith

MILO Have-A-Go Module

This was the second year the club ran a Have-A-Go module and it proved popular with boys and girls in the four-to-seven-year-old age grouping.

We attracted 18 children (14 boys and four girls) at the start of the summer, which decreased by two when one family emigrated to Australia during January. The average turnout was between 12 and 14 each Saturday. Once again we ran the module on the Riccarton club's corner of the Christ's College practice area and we thank them for allowing us to do this. The playing surface was very flat and the area was nicely sheltered.

Once again support from parents on the sideline was fantastic, with many of the Mums and Dads regularly helping out. Their positive attitude and supportive words were very welcome.

New Zealand Cricket provided all the coaching manuals, basic technical information and suggestions for drills and games, which helped myself and the other parents immensely. Many giveaways were provided and each Saturday all the children received something from out of the bag containing cards, caps, posters, sponsors' products, balls and wizzy things.

All players improved, however Bruno and Whiti Lambert really stood out as cricketers of the future while Cameron Rusbatch and Evan Byrne were our two youngest at four years old. Samantha-Jane Keen and Leah Scott both showed great improvement.


Those that signed up for the 2009/10 season were: Nathaniel Bron, Tobias Bron, Evan Byrne, Ruben Casey, Sam Garry, Bruno Lambert, Whiti Lambert, Daniel Levendal, Noah Maslin, Oscar Morton, Daniel Nelson, Cameron Rusbatch, Connor Thompson, Andy Wang, Samantha-Jane Keen, Ashley Redgrave, Leah Scott and Libby Scott.

All the players received participation certificates at the junior club prize-giving function in late March. The format is a great way to introduce kiddies to cricket. I think that the parents enjoyed the pick-up game that we had after the coaching sessions even more than the boys and girls themselves! Can you believe that?

It was a great pleasure to work with all these budding young cricketers of the future. I will not be able to organise the module next season, however I do hope that one of the existing parents will put their hand up and agree to run it. I would like to thank the club, those that helped to coach and my wife Niki for your support during the year. Good luck next season.

Rob Nelson

CLUB RECORDS



Premier Women Career Averages

191

	Debut	Mat	Inn	NO	HS	Runs	Ave	100	50	Ct	St	O	M	R	W	Ave	Best	SR	Econ
Kelly Anderson	2007/08	22	19	4	35	263	17.53	-	-	1	-	97	4	440	15	29.33	2-9	38.8	4.54
Carmen Blignaut	2009/10	2	1	0	11	11	11.00	-	-	-	-	1	0	10	1	10.00	1-10	6.0	10.00
Amber Boyce	2007/08	33	30	5	88	684	27.36	-	4	12	-	149.4	11	703	36	19.53	5-8	24.9	4.70
Janet Brehaut	2005/06	79	69	12	81	1218	21.37	-	2	12	-	125.2	4	738	11	67.09	2-31	68.4	5.89
Sarah Burke	1998/99	155	136	22	108*	1880	16.49	1	10	45	-	1326	311	3590	249	14.42	6-18	32.0	2.71
Mel Cormick	2008/09	8	4	2	2*	7	3.50	-	-	1	-	12	0	79	2	39.50	1-24	36.0	6.58
Natalie Cox	2007/08	38	26	5	25*	168	8.00	-	-	4	-	110.2	8	611	22	27.77	3-25	30.1	5.54
Ainsley Crawford	2009/10	3	3	0	13	16	5.33	-	-	-	-	2	0	19	1	19.00	1-19	12.0	9.50
Christine Erkelens	2009/10	18	10	4	16*	46	7.67	-	-	1	-	34.5	1	169	5	33.80	2-22	41.8	4.85
Alice Forbes	2004/05	26	13	8	13*	46	9.20	-	-	1	-	96	7	517	15	34.47	3-20	38.4	5.39
Clare Forbes	2007/08	4	2	0	2	3	1.50	-	-	-	-	-	-	-	-	-	-	-	-
Sarah Gagliardi	2008/09	5	4	2	3*	11	5.50	-	-	3	-	16	0	86	3	28.67	2-15	32.0	5.38
Caroline Hamel	2009/10	8	5	2	13	21	7.00	-	-	-	-	18	2	84	5	16.80	3-8	21.6	4.67
Sarah Helmore	2009/10	1	1	0	1	1	1.00	-	-	-	-	-	-	-	-	-	-	-	-
Tessa Hopkinson	2009/10	4	3	0	2	2	0.67	-	-	1	-	14	1	92	0	-	-	-	6.57
Meg Kendal	2008/09	37	29	6	69	549	23.87	-	3	12	-	47	1	237	11	21.55	2-11	25.6	5.04
Tessa King	2005/06	50	26	9	30	135	7.94	-	-	8	-	110.2	5	632	14	45.14	3-10	47.3	5.73
Anne Mackechnie	2008/09	6	5	0	12	18	3.60	-	-	-	-	21	0	130	5	26.00	4-40	25.2	6.19
Rowan Milburn	2002/03	108	109	16	123*	2796	30.06	3	12	77	22	20	3	72	5	14.40	3-26	24.0	3.60
Clare Nicholas	2008/09	29	23	0	63	369	16.04	-	1	5	2	19	0	128	4	32.00	1-2	28.5	6.74
Casey O'Brien-Smith	2007/08	2	2	1	11*	13	13.00	-	-	-	-	2	0	27	0	-	-	-	13.50
Josie O'Reilly	2003/04	61	55	8	40	621	13.21	-	-	6	-	-	-	-	-	-	-	-	-
Sarah Parker	2002/03	56	38	11	62*	236	8.74	-	1	7	-	273.2	18	1297	51	25.43	5-6	32.2	4.75
Sarah Rosanowski	2008/09	7	4	1	4*	5	1.67	-	-	-	-	12	0	105	0	-	-	-	8.75
Amy Satterthwaite	2001/02	126	116	13	125*	3090	30.00	2	19	38	-	863.3	136	3069	135	22.73	6-43	38.4	3.55
Nicole Sloan	2009/10	1	1	0	1	1	1.00	-	-	-	-	2.3	0	16	0	-	-	-	6.40
Ashley Soper	2009/10	2	2	1	2	3	3.00	-	-	-	-	-	-	-	-	-	-	-	-
Anthea Stanley	1993/94	58	38	16	8	80	3.64	-	-	3	-	295	48	1042	54	19.30	5-17	32.8	3.53
Faye Tahere	2009/10	5	5	0	16	30	6.00	-	-	4	-	8	1	71	2	35.50	2-71	24.0	8.88
Lea Tahuu	2004/05	67	54	13	71*	781	19.05	-	2	13	2	258.1	15	1318	35	37.66	4-29	44.3	5.11
Amy Turner	2002/03	28	24	6	40*	158	8.78	-	-	5	-	59	3	300	9	33.33	5-31	39.3	5.08
Amy Voice	2009/10	1	1	0	2	2	2.00	-	-	-	-	-	-	-	-	-	-	-	-
Emma White	2009/10	21	16	3	46	115	8.85	-	-	1	-	95	3	506	13	38.92	2-13	43.8	5.33

Premier Men Two-day Career Averages

	Debut	Mat	Inn	NO	HS	Runs	Ave	100	50	Ct	St	O	M	R	W	Ave	Best	5wi	SR	Econ
DM Anderson	2008/09	12	6	2	41	85	21.25	-	-	2	-	268.3	77	664	44	15.09	6-70	1	36.6	2.47
AT Bruce	2006/07	21	33	1	48	384	12.00	-	-	8	-	8	0	78	1	78.00	1-78	-	48.0	9.75
MPF Davidson	1999/00	73	97	11	119	1633	18.99	2	3	27	-	1097.1	257	3116	177	17.60	6-14	8	37.2	2.84
GJ Dawson	2007/08	12	18	1	114	524	30.82	1	1	3	-	-	-	-	-	-	-	-	-	-
GH Earl	2009/10	4	6	0	124	198	33.00	1	-	3	-	43.1	6	186	3	62.00	2-67	-	86.3	4.31
CZ Harris	1987/88	67	94	27	170*	2730	40.75	6	8	45	-	927.3	280	2099	169	12.42	6-25	8	32.9	2.26
MP Holstein	2007/08	21	19	10	45*	159	17.67	-	-	14	-	322	86	816	52	15.69	6-32	1	37.2	2.53
AF Johnstone	2001/02	73	72	23	59	694	14.16	-	1	198	20	-	-	-	-	-	-	-	-	-
BJ Langrope	2005/06	40	51	12	59*	891	22.85	-	3	21	-	345	49	1276	48	26.58	4-27	-	43.1	3.70
CS Martin	1993/94	50	33	18	10	58	3.87	-	-	9	-	942.4	242	2480	157	15.80	6-20	7	36.0	2.63
CP McGoldrick	2009/10	7	11	1	41*	120	12.00	-	-	-	-	-	-	-	-	-	-	-	-	-
AM McLean	2007/08	4	5	1	59	119	29.75	-	1	1	-	-	-	-	-	-	-	-	-	-
MJ Munro	2009/10	1	0	-	-	-	-	-	-	-	-	10	2	30	2	15.00	1-11	-	30.0	3.00
JPD O’Gorman	2006/07	23	33	7	66*	613	23.58	-	3	13	-	11	1	69	1	69.00	1-10	-	66.0	6.27
JL Stewart	2008/09	12	11	3	15	79	9.88	-	-	6	-	146.5	29	451	18	25.06	4-30	-	48.9	3.07
DC Vernon	2009/10	5	7	2	29	74	14.80	-	-	1	-	31	7	123	7	17.57	4-10	-	26.6	3.97
RA White	2009/10	6	10	2	126*	549	68.63	3	1	7	-	8	1	37	2	18.50	1-9	-	24.0	4.63

Premier Men One-day Career Averages

	Debut	Mat	Inn	NO	HS	Runs	Ave	100	50	Ct	St	O	M	R	W	Ave	Best	5wi	SR	Econ
DM Anderson	2008/09	8	2	1	1*	2	2.00	-	-	-	-	67	19	165	12	13.75	3-23	-	33.5	2.46
AT Bruce	2006/07	13	13	0	85	289	22.23	-	2	3	-	-	-	-	-	-	-	-	-	-
MPF Davidson	1999/00	78	67	7	107	1207	20.12	1	5	25	-	525.1	71	1931	105	18.39	4-23	-	30.0	3.68
GJ Dawson	2008/09	14	14	1	71	293	22.54	-	1	3	-	6.5	0	17	3	5.67	2-4	-	13.7	2.49
GH Earl	2009/10	2	1	0	17	17	17.00	-	-	1	-	10	1	22	3	7.33	3-22	-	20.0	2.20
CZ Harris	1987/88	50	45	15	105*	1275	42.50	1	10	31	-	391.4	85	1136	80	14.20	6-16	1	29.4	2.90
MP Holstein	2007/08	19	9	6	32*	129	43.00	-	-	10	-	124	16	360	22	16.36	4-18	-	33.8	2.90
AF Johnstone	2001/02	79	41	14	24*	294	10.89	-	-	91	20	-	-	-	-	-	-	-	-	-
NG Jones	2000/01	43	39	5	114	863	25.38	2	2	14	-	149.4	14	625	23	27.17	3-20	-	39.0	4.18
BJ Langrope	2005/06	35	28	8	54*	357	17.85	-	1	8	-	155.2	14	667	20	33.35	3-23	-	46.6	4.29
IW Leach	2008/09	10	6	0	44	82	13.67	-	-	2	-	35.3	3	150	4	37.50	2-15	-	53.3	4.23
CS Martin	1993/94	53	22	9	18*	77	5.92	-	-	9	-	491	66	1313	88	14.92	4-21	-	33.5	2.67
CP McGoldrick	2009/10	8	8	0	33	96	12.00	-	-	3	-	-	-	-	-	-	-	-	-	-
JPD O’Gorman	2006/07	21	17	2	43*	294	19.60	-	-	9	-	11	0	74	0	-	-	-	-	6.73
JL Stewart	2008/09	17	10	3	15	66	9.43	-	-	2	-	137.2	22	416	26	16.00	5-34	1	31.7	3.03
DC Vernon	2009/10	1	0	-	-	-	-	-	-	-	-	7	0	31	1	31.00	1-31	-	42.0	4.43
RA White	2009/10	7	7	1	83*	170	28.33	-	1	10	-	-	-	-	-	-	-	-	-	-

Championship Wins

Men:

Premier:
(two-day) 1909/10, 1910/11, 1925/26, 1949/50, 1954/55, 1956/57, 1963/64, 1964/65, 1986/87, 1987/88, 1988/89, 1989/90, 1991/92, 1993/94, 2000/01, 2001/02, 2004/05, 2008/09, 2009/10

(one-day) 1982/83, 1987/88, 1991/92, 2002/03, 2003/04, 2008/09

(Press Knockout Cup) 1995/96, 1996/97, 2001/02

(Twenty20) 2007/08

2A Grade:
(combined/ 1914/15, 1916/17, 1928/29, 1935/36, 1949/50, 1960/61, 1969/70,
two-day) 1971/72, 1976/77, 1977/78, 1988/89, 1993/94, 2004/05, 2008/09

(one-day) 2007/08

2B Grade:
(combined/ 1980/81, 1990/91, 2008/09
two-day)

CSCA Senior B Grade: 2005/06

3A Grade: 1958/59, 1974/75, 1976/77, 1979/80, 1980/81, 1981/82, 1983/84, 1985/86, 1986/87, 1987/88, 1990/91, 1991/92, 1993/94, 1994/95, 1995/96, 1996/97, 2002/03, 2004/05, 2007/08, 2008/09

Cavaliers: 1993/94

3B Grade: 1957/58, 1991/92, 1993/94, 1994/95, 1997/98, 1999/00, 2000/01, 2001/02

3C Grade: 1958/59, 1976/77, 1986/87, 1988/89, 1991/92, 2003/04, 2008/09

4A Grade: -

4B Grade: -

Seventh Grade: 1906/07, 1914/15, 1928/29, 1953/54, 1985/86

Eighth Grade: 1993/94, 1995/96

Ninth Grade: 1910/11, 1937/38, 1947/48, 1949/50

Tenth Grade: 1953/54, 1986/87

Eleventh Grade: -

Twelfth Grade: 1934/35

President's Grade: 1956/57, 1965/66, 1970/71, 1974/75, 1997/98

Women:

Premier:
(main competition) 1938/39, 1939/40, 1940/41, 1943/44, 1948/49, 1949/50, 1954/55, 1959/60, 1960/61, 1963/64, 1965/66, 1966/67, 1967/68, 1968/69, 1969/70, 1970/71, 1972/73, 1973/74, 1976/77, 1983/84, 1985/86, 1986/87, 1987/88, 1990/91, 1992/93, 1997/98, 1998/99, 2001/02, 2003/04

(subsidiary competition) 2000/01, 2001/02

(Press Knockout Cup) 1998/99, 1999/00, 2000/01

(Twenty20) 2006/07

First Grade:
(combined competition) 2000/01, 2001/02, 2005/06, 2008/09

(Twenty20) 2005/06

Second Grade: 1986/87, 1989/90, 1995/96, 1997/98, 2003/04, 2004/05, 2007/08, 2008/09

Third Grade: 1941/42, 1953/54, 1957/58, 1959/60, 1976/77, 1992/93, 1994/95, 1995/96, 1996/97, 1998/99, 2002/03, 2003/04, 2004/05, 2006/07

Fourth Grade: 1995/96, 1998/99, 2001/02, 2003/04, 2004/05, 2006/07
(Senior One-Day Girls)

Premier Super 8s: 1998/99

Junior Super 8s: 1998/99, 1999/00

Club:

Hadlee Trophy: 1954/55, 1969/70, 1988/89

Petersen Shield: 1916/17, 1953/54, 1958/59, 1960/61, 1962/63, 1964/65, 1975/76, 1977/78, 1978/79, 1980/81, 1981/82, 1982/83, 1985/86, 1986/87, 1988/89, 1991/92, 1992/93, 1993/94, 1996/97, 2003/04, 2004/05, 2006/07, 2008/09

Representative Players

Men:

New Zealand (Test Matches):

1931-32	ML Page	1955-65	PGZ Harris	1992-03	CZ Harris
1946-53	TB Burt	1977-78	SL Boock	2000-10	CS Martin
1952-56	MB Poore	1990-98	MW Priest		

New Zealand (All Matches):

1909-21	DM Sandman	1946-53	TB Burt	1977-78	SL Boock
1913-14	RG Hickmott	1952-56	MB Poore	1989-98	MW Priest
1925-26	CG Crawford	1955-57	SC Guillen	1990-05	CZ Harris
1931-32	ML Page	1955-65	PGZ Harris	2000-10	CS Martin
1935-36	WE Merritt	1966-67	BR Taylor		

Canterbury:

1887-18	TW Reese	1934-37	M Graham	1977-79	GB Smith
1900-12	KM Ollivier	1935-36	WE Merritt	1978-79	LT Watson
1905-15	HA Bishop	1936-39	E Mulcock	1979-80	TE Jesty
1907-11	EE Crawshaw	1937-49	RC Webb	1982-83	PD Rutledge
1907-08	CA Cuff	1940-41	RH Scott	1982-90	AJ Nuttall
1907-19	BB Wood	1943-46	J Smith	1982-83	J Gully
1909-27	DM Sandman	1943-55	TB Burt	1984-99	MW Priest
1911-15	RG Hickmott	1949-51	W Bell	1987-88	MC Bremner
1913-14	JS Barrett	1949-64	PGZ Harris	1987-88	HMR Richards
1913-26	LR Brunton	1950-62	MB Poore	1988-94	RM Ford
1916-21	DW Reese	1953-54	DW Stark	1988-95	BZ Harris
1917-18	JC Hay	1954-62	GG Coull	1989-10	CZ Harris
1917-19	L Gordon	1956-61	SC Guillen	1995-00	CD Cumming
1920-21	CW Allard	1962-63	JM Ruston	1997-10	CS Martin
1920-32	CG Crawford	1965-73	JW Burt	1998-06	SJ Cunis
1921-27	F Woods	1966-67	BR Taylor	1998-99	GA Howell
1921-27	AW Thomas	1966-75	KI Ferries	1999-03	JI Englefield
1927-31	N Dorreen	1972-73	MG Webb	2000-05	JS Ward
1930-37	ML Page	1975-77	SL Boock	2001-02	DJ Reekers
1932-46	FP O'Brien	1976-77	HC Sampson	2006-09	MPF Davidson

Women:

New Zealand:

1938-66	P Blackler	1978-79	SA Harris	1999-08	HM Watson
1966-72	JE Stead	1986-90	BJ Legg	2002-08	SK Burke
1968-87	A McKenna	1988-96	KE Bond	2003-05	AJ Green
1973-75	J Lord	1988-96	SL Illingworth	2003-09	BH McNeill
1975-76	DA Jelley	1988-01	CA Campbell	2003-04	AL Mason
1975-77	SJ Rattray	1994-96	JA Russell	2006-08	RC Milburn
1977-82	VL McGregor	1999-03	N Payne	2007-10	AE Satterthwaite

Canterbury:

1968-79	SJ Rattray	1992-93	TL Woodbury	2002-03	KA Craig
1968-84	KL Gilray	1995-03	N Payne	2002-09	RC Milburn
1977-81	DA McGregor	1996-00	SM Frahm	2003-06	RS Kelly
1977-84	MA Francis	1997-98	JL Geary	2003-10	AE Satterthwaite
1977-87	VL McGregor	1997-98	S Burrows	2006-07	EM Bermingham
1979-89	A McKenna	1998-99	CJ Moffat	2007-10	JC Brehaut
1981-82	KA Hadlee	1998-01	AJMD Marsh	2008-10	AC Boyce
1982-92	BJ Legg	1998-01	JA Lawler	2008-10	LMM Tahuu
1983-00	CA Campbell	1999-08	HM Watson	2009-10	KS Anderson
1985-96	KE Bond	1999-06	HJ Rae	2009-10	MF Kendal
1986-96	SL Illingworth	2000-10	SK Burke	2009-10	EL White
1990-91	SH Brown	2001-09	BH McNeill		
1992-96	JA Russell	2001-02	EA Travers		

Otago:

1998-00	JL Geary	2000-01	KA Craig	2002-04	EJ Scurr
1999-00	BH McNeill	2001-02	PJ te Beest		

The following played representative cricket prior to the amalgamation of the St Albans Men's and St Albans Women's Cricket Clubs in July 1977:

Canterbury:

T Baker	SA Harris	J Lord	A Nuttall	HM Steere
P Blackler	P Hill	E Lockett	K Pyatt	B Turner
P Carr	P Hooper	D McRae	C Randle	S Vaughan
C Dallard	P Jarvis	A Malins	J Riordan	J Watson
J Dickinson	P Kennedy	S Masters	LJ Shankland	J Webster
J Hamilton	J Lawn	S Mountford	JE Stead	E Woods

Trophies

Player of the Year:

1980/81	AJ Nuttall	1990/91	S Parker	2000/01	JI Englefield
1981/82	VL Burt	1991/92	BZ Harris	2001/02	AC Denford
1982/83	P Glassey	1992/93	KE Bond	2002/03	CR Moffat
1983/84	BJ Legg	1993/94	GM Olliver	2003/04	AC Bailey
1984/85	PD Rutledge	1994/95	C Julian	2004/05	NG Tubb
1985/86	MW Priest	1995/96	SM Frahm	2005/06	EG Snell
1986/87	A McKenna	1996/97	N Payne	2006/07	SJ Cunis
1987/88	BZ Harris	1997/98	JA Lawler	2007/08	JL Gourlie
1988/89	MJ Anderson	1998/99	N Payne	2008/09	AE Satterthwaite
1989/90	LC Sparks	1999/00	SA Mason	2009/10	RA White

Cyril Crawford Memorial Cup (most runs in any grade):

1984/85	AC Graves	603	1997/98	JA Lawler	872
1985/86	SN McGregor	734	1998/99	N Payne	794
1986/87	BS Davidson	516	1999/00	T Breese	585
1987/88	BZ Harris	1040	2000/01	ST Knox	666
1988/89	JHJ Stribling	770	2001/02	MJ Sutherland	835
1989/90	C Williams	740	2002/03	MJ Sutherland	912
1990/91	S Parker	973	2003/04	ST Knox	754
1991/92	BZ Harris	763	2004/05	NG Tubb	879
1992/93	KB Scott	857	2005/06	EG Snell	984
1993/94	GM Olliver	808	2006/07	JJ Price	765
1994/95	J Wadsworth	745	2007/08	SJ Cunis	576
1995/96	PS Gooby	811	2008/09	AE Satterthwaite	640
1996/97	N Payne	883	2009/10	JJ Price	900

Frank O'Brien Memorial Cup (most runs in one grade):

1984/85	AC Graves	603	1997/98	JAF Davidson	670
1985/86	SN McGregor	734	1998/99	N Payne	458
1986/87	BS Davidson	516	1999/00	T Breese	585
1987/88	SN McGregor	891	2000/01	ST Knox	666
1988/89	JHJ Stribling	770	2001/02	MJ Sutherland	835
1989/90	SN McGregor	583	2002/03	MJ Sutherland	879
1990/91	S Parker	973	2003/04	ST Knox	754
1991/92	KB Scott	750	2004/05	NG Tubb	879
1992/93	KB Scott	819	2005/06	EG Snell	981
1993/94	R Kennedy	773	2006/07	JJ Price	752
1994/95	J Wadsworth	745	2007/08	SJ Cunis	576
1995/96	PS Gooby	811	2008/09	AE Satterthwaite	640
1996/97	N Payne	883	2009/10	JJ Price	876

Don Sandman Memorial Cup (most wickets in any grade):

1991/92	RA Brown	59	2001/02	AG Jamieson	44
1992/93	RA Brown	58	2002/03	JWJ Guest	54
1993/94	RM Ford	48	2003/04	AC Bailey	42
1994/95	T Wilson	57	2004/05	JS Miles	50
1995/96	CSJ Cowper	41	2005/06	MPF Davidson	43
1996/97	N Culpan	49	2006/07	MPF Davidson	56
1997/98	CS Martin	47	2007/08	JL Gourlie	53
1998/99	JS Ward	47	2008/09	DM Anderson	50
1999/00	RA Brown	53	2009/10	BA Smith	40
2000/01	SA Mason	48			

Tom Burt Memorial Cup (most wickets in one grade):

1964/65	F McWatt	47	1987/88	BA Holland	59
1965/66	P Napier	39	1988/89	MJ Anderson	60
1966/67	J Cowper	41	1989/90	LC Sparks	51
1967/68	P Napier	41	1990/91	R Thomas	55
1968/69	A Brand	61	1991/92	SA Mason	58
1969/70	R Harris	43	1992/93	RA Brown	58
1970/71	AG Jamieson	49	1993/94	RM Ford	48
1971/72	R Winter	36	1994/95	T Wilson	57
1972/73	H Shepherd	47	1995/96	CSJ Cowper	41
1973/74	R Grainger	50	1996/97	RA Brown	40
1974/75	not awarded		1997/98	LT Watson	41
1975/76	not awarded		1998/99	B Rodger	40
1976/77	not awarded		1999/00	RA Brown	53
1977/78	not awarded		2000/01	SA Mason	48
1978/79	not awarded		2001/02	AG Jamieson	44
1979/80	not awarded		2002/03	JWJ Guest	49
1980/81	W Donald	39	2003/04	AC Bailey	42
1981/82	AG Jamieson	56	2004/05	RR Watson	40
1982/83	P Glassey	50	2005/06	MPF Davidson	43
1983/84	W Donald	36	2006/07	MPF Davidson	56
1984/85	H McKnight	64	2007/08	JL Gourlie	49
1985/86	W Donald &	43	2008/09	SA Mason	37
	P Malone		2009/10	BA Smith	40
1986/87	D Hutton	51			

Bob Webb Memorial Cup (most wicket-keeping dismissals in one grade):

1988/89	G Lamb	37	1999/00	GJ Curgenvin	25
1989/90	TF Thornton	25	2000/01	AM Keogh	30
1990/91	J Horne	26	2001/02	AF Johnstone	29
1991/92	JB Moor	29	2002/03	AF Johnstone	37
1992/93	GJ Curgenvin	30	2003/04	AF Johnstone	36
1993/94	JB Moor	32	2004/05	AF Johnstone	41
1994/95	J Overend	30	2005/06	AF Johnstone	41
1995/96	AJ Logie	30	2006/07	AF Johnstone	43
1996/97	GA Howell	22	2007/08	AF Johnstone	40
1997/98	DF Shackel	28	2008/09	AF Johnstone	31
1998/99	TD Holton	29	2009/10	AF Johnstone	41

Most Promising Player of the Year (discontinued):

	men	women		men	women
1983/84	RM Ford	KE Bond	1995/96	RF Roberts	KA Craig
1984/85	A Dyer	JA Turner	1996/97	GN Brooks	N Glubb
1985/86	AM McDonald	DK Brownlee	1997/98	AC Denford	HJ Rae
1986/87	PS Gooby	L McDrury	1998/99	MD Gower	BH McNeill
1987/88	HMR Richards	J Weir	1999/00	MPF Davidson	HJ Rae
1988/89	C Cotton	J Weir	2000/01	ALL MacLeod	K Saunders
1989/90	RM Graham	C McCormack	2001/02	AF Johnstone	RS Kelly
1990/91	DI Culpan	C McCormack	2002/03	BD Glover	AR Dickie
1991/92	ME Graham	not awarded	2003/04	DM Anderson	KJ McDonald
1992/93	MW Fine	not awarded	2004/05	AL Cuttriss	AR Dickie
1993/94	CS Martin	M Carson	2005/06	DF Bermingham	EM Bermingham
1994/95	GA Howell	KA Craig	2006/07	JL Gourlie	S Fitzsimon

Most Improved Player of the Year (discontinued):

	men	women		men	women
1982/83	A Arnold	T Arahanga	1995/96	not awarded	J Durdin
1983/84	GR Lucas	CA Campbell	1996/97	JS Ward	CJ Moffat
1984/85	BZ Harris	J Beattie	1997/98	GN Brooks	MJ Carmont
1985/86	RM Ford	JA Turner	1998/99	JAF Davidson	BH McNeill
1986/87	GM Olliver	T McNamara	1999/00	T Breese	SK Burke
1987/88	GR Lucas	M Ormandy	2000/01	BA Smith	SK Burke
1988/89	GM Rae	M Ormandy	2001/02	AC Bailey	KA Craig
1989/90	NS Tikao	SM Frahm	2002/03	BD Glover	KL Goodacre
1990/91	AF Rolfe	M Ormandy	2003/04	RK Davidson	RC Milburn
1991/92	JB Mooar	A Morris	2004/05	NG Tubb	AE Satterthwaite
1992/93	KB Scott	SM Frahm	2005/06	ND Cross	LM Tahuu
1993/94	JS Ward	S Burrows	2006/07	JPD O'Gorman	AE Forbes
1994/95	MW Fine	L Walker			

Zin Harris Memorial Trophy (young male player of the year):

2007/08	MP Holstein	2008/09	BJ Langrope	2009/10	GH Earl
---------	-------------	---------	-------------	---------	---------

Kim Jamieson Memorial Trophy (young female player of the year):

2007/08	JC Brehaut	2008/09	LMM Tahuu	2009/10	CA O'Brien-Smith
---------	------------	---------	-----------	---------	------------------

Personality of the Year:

1980/81	M Ostle	1991/92	GE Charles	2002/03	AC Bailey
1981/82	SL Illingworth	1992/93	L Borrani	2003/04	ST Knox
1982/83	J Gully	1993/94	C Julian	2004/05	PJ Mayell
1983/84	E Shepard	1994/95	CD Cumming	2005/06	ND Cross &
1984/85	BZ Harris	1995/96	R Thomas		MJ Cross
1985/86	B O'Malley	1996/97	N Payne	2006/07	EW Horne
1986/87	F Kemp	1997/98	GR Lucas	2007/08	JJ Price
1987/88	HMR Richards	1998/99	MR Ogier	2008/09	S Sayed
1988/89	SK Inwood	1999/00	PB McGrory	2009/10	EL White
1989/90	KI Ferries	2000/01	B Moore		
1990/91	M Vaughan	2001/02	C Atkinson		

Noel Love Memorial Trophy (for the older St Albans member who shows outstanding enthusiasm, dedication, camaraderie and social interaction, both on and off the field):

2003/04	DG Mollett	2006/07	EW Horne	2009/10	AP Bergman
2004/05	SJD Cox	2007/08	LN Serra		
2005/06	JZ Harris	2008/09	GJ Curgven		

Peers Cup (club member contributing most on and off the field):

1968/69	R Johnson	1983/84	EP West	1998/99	JK Jamieson
1969/70	ID Dempsey	1984/85	LN Serra	1999/00	GJ Curgven
1970/71	LR Earney	1985/86	SJD Cox	2000/01	EM Saunders
1971/72	RDJ Mather	1986/87	MJ Anderson	2001/02	EM Saunders
1972/73	AG Jamieson	1987/88	B O'Malley &	2002/03	SA Mason
1973/74	JA Harrison		V Pont	2003/04	GAH Craigie &
1974/75	BJ Williamson	1988/89	EP West		DE Pettet
1975/76	LJ Blatchford &	1989/90	T Falloon	2004/05	DE Pettet
	SJD Cox	1990/91	GJ Curgven	2005/06	MR Dickie &
1976/77	KA Hiscake	1991/92	GJ Curgven		CD O'Brien-Smith
1977/78	AG Jamieson	1992/93	EW Horne	2006/07	DE Pettet
1978/79	C Francis	1993/94	PJ Mayell	2007/08	N Wilson
1979/80	MA Alabaster	1994/95	LN Serra	2008/09	B Fenwick &
1980/81	RW Moore	1995/96	JK Jamieson		G Soper
1981/82	TF Thornton	1996/97	AG Jamieson	2009/10	AG Jamieson
1982/83	EP West	1997/98	GR Lucas		

St Albans Cricket Club Cup (awarded annually to the most improved juniors):

St Bede's College:

1975	P Burke	1984	C Forsyth	1993	T Murphy	2002	T Muir
1976	SP Kane	1985	L Lawson	1994	S Flanagan	2003	I King
1977	PD White	1986	A Ferris	1995	M Henderson	2004	not awarded
1978	WD Kilworth	1987	A Shannon	1996	J Coll	2005	T Calvin
1979	DR Halligan	1988	J O'Malley	1997	SL Stewart	2006	M Winter
1980	AJ Houston	1989	MF Dwyer	1998	AF Johnstone	2007	-
1981	MA Stone	1990	M Clifford	1999	A Robertson	2008	-
1982	JP Preston	1991	C Isherwood	2000	not awarded	2009	
1983	S McCloy	1992	S Hearsey	2001	M Newall		

Rangi Ruru Girls' School:

1998	SK Burke	2001	A Baronian	2004	N Burns	2007	not awarded
1999	SK Burke	2002	A Baronian	2005	N Burns	2008	H Aburn
2000	R Shuker	2003	A Baronian	2006	K Blackwell	2009	

St Margaret's College:

1998	HJ Rae	2002	AE Satterthwaite	2005	C Eves	2009	
1999	HJ Rae	2003	AE Satterthwaite	2006	L Rae		
2000	AE Satterthwaite	2004	L Rae &	2007	L Rae		
2001	AE Satterthwaite		C Eves	2008	-		

Christchurch Girls' High School:

1999	E Kelly	2002	RS Kelly	2005	ML Mitchell	2008	-
2000	N Fraser	2003	F Paton	2006	S Rigden	2009	
2001	N Fraser	2004	AR Dickie	2007	-		

Historical Register of the Club Executive

President:

1905-1906 A E G Rhodes
 1906-1907 H D Carter
 1907-1909 G Palmer
 1909-1923 F C Raphael
 1923-1925 R Graham
 1925-1930 J S Barrett
 1930-1946 C S Thompson
 1946-1956 C G Crawford
 1956-1959 T A Tucker
 1959-1961 T B Burt
 1961-1963 C F Collins
 1963-1966 R R A McLauchlan
 1966-1969 R W Peers
 1969-1971 J S Harris
 1971-1975 I D Dempsey
 1975-1978 R D J Mather
 1978-1980 P B Guerin
 1980- A G Jamieson

Treasurer:

1905-1906 P O'Brien
 1906-1914 J Jackman
 1914-1919 C S Thompson
 1919-1920 J Reid
 1920-1922 C S Thompson
 1922-1923 C S Harrison
 1923-1926 A Wright
 1926-1929 S W Hickmott
 1929-1930 L C Smart
 1930-1939 T R Pope
 1939-1942 T A Tucker
 1942-1944 N S H McCann
 1944-1945 J Smith
 1945-1952 J Child
 1952-1953 N S H McCann
 1953-1955 M C Stonyer
 1955-1958 R J Findlay
 1958-1959 S Heymann
 1959-1961 R D Wear
 1961-1968 B S Todd
 1968-1969 D Kelly
 1969-1971 J W Burt
 1971-1972 K J Yardley
 1972-1973 J C Thompson
 1973-1975 L R Earney
 1975-1979 L J Blatchford
 1979-1980 K J Yardley
 1980-1982 B J Reddington
 1982-1984 G N Cowles
 1984- L N Serra

Secretary:

1905-1906 J Jackman
 1906-1908 C W Allard
 1908-1909 L G Blackwell
 1909-1913 J Reid
 1913-1915 V M Edgar
 1915-1919 C S Thompson
 1919-1920 J Reid
 1920-1921 L R Brunton
 1921-1926 C S Harrison
 1926-1930 S W Hickmott
 1930-1939 T R Pope
 1939-1942 T A Tucker
 1942-1944 N S H McCann
 1944-1945 J Smith
 1945-1946 R G Condliffe
 1946-1953 C F Collins
 1953-1955 C McKenzie
 1955-1956 R I Stark
 1956-1960 R W Peers
 1960-1961 V C B Robinson
 1961-1963 R D Wear
 1963-1965 A H Turner
 1965-1967 M R England
 1967-1971 L R Earney
 1971-1972 R D J Mather
 1972-1973 A J Bull
 1973-1976 E P West
 1976-1979 K J Yardley
 1979-1981 A C Graves
 1981-1983 E P West
 1983-1985 G F G Gambles
 1985-1986 S Shelton
 1986-1999 E W Horne
 1999-2005 L D Stewart
 2005-2006 G E Penlington
 2006-2008 K L Cunis
 2008- S A Mason

Women's Club Captain:

1972-1979 S Chamberlain
 1979-1982 V L Burt
 1982-1983 J McRobie
 1983-1984 J Sargent
 1984-1985 M Nijland
 1985-1986 T McNamara
 1986-1989 T Brownlee
 1989-1990 K E Bond
 1990-1992 L K McMeeking

Men's Club Captain:

1905-1906 T W Reese
 1906-1908 R Vincent
 1908-1909 J Reid
 1909-1912 A H Noall
 1912-1914 H Matson
 1914-1916 H A Bishop
 1916-1919 C Webster
 1919-1921 C S Thompson
 1921-1923 L R Brunton
 1923-1945 R H North
 1945-1946 C G Crawford
 1946-1948 J Smith
 1948-1950 R G Knowles
 1950-1951 R R A McLauchlan
 1951-1952 M B Poore
 1952-1953 H L Langley
 1953-1955 R Kerr
 1955-1956 I D Dempsey
 1956-1961 P G Z Harris
 1961-1962 A R Taylor
 1962-1965 J Z Harris
 1965-1968 R D J Mather
 1968-1971 A L Fleete
 1971-1972 S Murdoch
 1972-1973 J A Harrison
 1973-1980 A G Jamieson
 1980-1982 R W Moore
 1982-1983 J W Durning
 1983-1985 E P West
 1985-1987 R H Shelton
 1987-1989 M J Anderson
 1989-1992 G J McCarthy
 1992-1995 G J Curgenvin
 1995-1997 T Falloon
 1997-1999 C S J Cowper
 1999-2000 S T Knox
 2000-2002 I E Smith
 2002-2006 A J Falloon
 2006-2009 D E Pettet
 2009-2010 G P Flavell

1992-1995 S R Day
 1995-1997 L D Stewart
 1997-1998 J L Geary
 1998-2000 J K Jamieson
 2000-2002 E M Saunders
 2002-2005 K M Houliston
 2005-2009 N Wilson
 2009-2010 S K Helmore

Premier Men's Records

(two-day, one-day and Twenty20 matches combined)

Most Matches:

GR Lucas	248	GB Smith	223	AF Johnstone	167
FP O'Brien	237	AJ Nuttall	213	NE Francis	166
PD Rutledge	228	MW Priest	204	MPF Davidson	163
CG Crawford	223	TB Burt	197	MB Poore	154

Most Innings:

GB Smith	340	J Smith	281	JM Ruston	234
GR Lucas	325	MW Priest	256	MB Poore	233
FP O'Brien	322	LA Smith	251	AJ Nuttall	221
CG Crawford	302	TB Burt	250	BZ Harris	213

Most Runs (Career):

FP O'Brien	9515	BZ Harris	6427	MW Priest	5207
CG Crawford	8158	JM Ruston	5784	SC Guillen	4954
GB Smith	7924	PGZ Harris	5384	F Woods	4646
J Smith	7720	LA Smith	5265	MC Bremner	4265
GR Lucas	6872	MB Poore	5224	JW Burt	4241

Most Centuries (Career):

FP O'Brien	13	HA Bishop	5	MPF Davidson	4
J Smith	11	JI Englefield	5	BZ Harris	4
CG Crawford	10	SC Guillen	5	GB Smith	4
F Woods	10	MB Poore	5	TW Reese	4
CZ Harris	7	MC Bremner	4		
PGZ Harris	6	JW Burt	4		

Most Fifties (Career):

FP O'Brien	50	JW Burt	29	MW Priest	25
CG Crawford	44	PGZ Harris	29	LA Smith	24
BZ Harris	44	GR Lucas	29	SC Guillen	22
GB Smith	41	JM Ruston	28	MB Poore	21
J Smith	36	ST Knox	26	F Woods	21

Most Runs in a Season:

BZ Harris	1040	1987/88	BZ Harris	763	1991/92
F Woods	1006	1923/24	ST Knox	754	2003/04
NG Tubb	879	2004/05	ST Knox	749	2002/03
PGZ Harris	813	1956/57	GE Charles	736	1991/92
RA White	797	2009/10	GR Lucas	716	1988/89
SC Guillen	776	1956/57	BZ Harris	705	1984/85

Most Centuries in a Season:

JI Englefield	4	2000/01	SC Guillen	3	1956/57
F Woods	3	1923/24	RA White	3	2009/10

Two Centuries in a Match:

SC Guillen	132 & 104*	v East Shirley	1956/57
MC Bremner	108* & 100*	v Marist	1989/90

Highest Individual Scores:

F Woods	234	1923/24	SC Guillen	162*	1964/65
N Dorreen	226*	1926/27	CG Crawford	159*	1924/25
F Woods	223	1923/24	MB Poore	159	1961/62
F Woods	222*	1923/24	RR Watson	158*	2004/05
FP O'Brien	215*	1931/32	CF Townsend	158	1949/50
BB Wood	201	1909/10	JI Englefield	156*	2001/02
F Woods	180	1922/23	HA Bishop	156	1927/28
HA Bishop	178	1914/15	CG Crawford	153*	1927/28
SC Guillen	173	1960/61	FP O'Brien	152	1936/37
CZ Harris	170*	1990/91	CZ Harris	150*	1993/94
BZ Harris	165	1992/93	F Wood	150	1906/07
AC Bailey	165	2001/02			

Most Deliveries (Career):

AJ Nuttall	26849	MW Priest	19121	JA Harrison	14139
TB Burt	26732	DM Sandman	18676	TL Jones	13146
KI Ferries	22077	MB Poore	18439	LC Sparks	12746
E Mulcock	20200	LT Watson	15264	RM Ford	12718

Most Wickets (Career):

TB Burt	754	E Mulcock	523	SJ Cunis	311
DM Sandman	737	KI Ferries	479	JA Harrison	303
AJ Nuttall	609	MB Poore	426	LC Sparks	301
MW Priest	528	LT Watson	356	MPF Davidson	299

Most Five Wicket Innings Hauls:

DM Sandman	75	E Mulcock	28	TL Jones	20
TB Burt	39	KI Ferries	20		

Most Ten Wicket Match Hauls:

DM Sandman	11	TL Jones	5
TB Burt	7	E Mulcock	5

Most Wickets in a Season:

DM Sandman	84	1910/11	LC Sparks	54	1983/84
DM Sandman	76	1912/13	TL Jones	53	1964/65
TL Jones	70	1958/59	KI Ferries	50	1973/74
E Mulcock	65	1936/37	LT Watson	50	1981/82
GE Charles	56	1991/92	MW Priest	50	1985/86
MPF Davidson	56	2006/07	HMR Richards	50	1987/88
AJ Nuttall	54	1980/81	JL Gourlie	49	2007/08

Most Wickets in a Match:

E Mulcock	15	v Lancaster Park	1936/37
E Mulcock	15	v Lancaster Park	1939/40
MW Priest	12	v Sydenham	1994/95

Best Innings Bowling Figures:

BJ Harrison	9-12	1986/87	NE Francis	8-32	1981/82
CS Martin	8-29	1997/98	LT Watson	8-57	1980/81
LT Watson	8-31	1978/79	MW Priest	7-17	1996/97

Most Catches as a Fielder (Career):

GB Smith	161	GR Lucas	103	FP O'Brien	98
MW Priest	135	MC Bremner	100	BZ Harris	95
AJ Nuttall	117	NE Francis	100	CG Crawford	94

Most Wicket-keeping Dismissals (Career):

PD Rutledge	403 (298c 105st)	LR Brunton	146 (74c 72st)
AF Johnstone	339 (300c 39st)	GA Howell	92 (74c 18st)
JC Thompson	159 (129c 30st)	LA Smith	77 (60c 17st)
SC Guillen	148 (108c 40st)		

Most Wicket-keeping Dismissals in a Season:

PD Rutledge	47	1984/85	AF Johnstone	37	2002/03
AF Johnstone	43	2006/07	AF Johnstone	36	2003/04
AF Johnstone	41	2004/05	PD Rutledge	34	1992/93
AF Johnstone	41	2005/06	AF Johnstone	31	2008/09
AF Johnstone	41	2009/10	AM Keoghan	30	2000/01
AF Johnstone	40	2007/08	SC Guillen	29	1964/65
PD Rutledge	37	1985/86	LA Smith	29	1969/70
PD Rutledge	37	1986/87	PD Rutledge	29	1990/91
PD Rutledge	37	1987/88	AF Johnstone	29	2001/02

Most Wicket-keeping Dismissals in a Match:

PD Rutledge	9 (7c 2st)	v East Shirley	1982/83
JC Thompson	7 (4c 3st)	v Old Collegians	1972/73
AF Johnstone	7 (7c)	v Lancaster Park Woolston	2006/07

Most Wicket-keeping Dismissals in an Innings:

LR Brunton	6 (3c 3st)	v Sydenham	1926/27
TJF Hayden	6 (6c)	v High School Old Boys	1957/58
PD Rutledge	6 (6c)	v Riccarton	1988/89
RJ Cain	6 (6c)	v Riccarton	1989/90
AF Johnstone	6 (6c)	v Lancaster Park Woolston	2006/07

Highest Total by St Albans:

513	v West Christchurch	1948/49
-----	---------------------	---------

Lowest Total by St Albans:

41	v Marist	1985/86
----	----------	---------

Premier Women's Records

(two-day, one-day and Twenty20 matches combined)

Most Matches:

A McKenna	330	MA Francis	176	CA Campbell	123
P Blackler	322	SL Illingworth	168	N Wilson	120
VL Burt	246	BJ Legg	165	BH McNeill	119
KL Gilray	222	SK Burke	155	KA Craig	116
HM Steere	222	DA McGregor	150	A Morris	110
KE Flavell	186	HJ Rae	129	RC Milburn	108
SM Frahm	184	AE Satterthwaite	126		

Most Runs (Career):

P Blackler	14158	N Wilson	5290	DA McGregor	4055
A McKenna	11923	JE Stead	4989	BJ Legg	3538
VL Burt	7908	SL Illingworth	4799	AE Satterthwaite	3090
HM Steere	7111	KL Gilray	4320	RC Milburn	2796
KE Flavell	6012	SM Frahm	4271	HJ Rae	1909

Most Centuries (Career):

N Wilson	10	SM Frahm	5	BJ Legg	2
P Blackler	9	JA Lawler	3	VL Burt	2
SL Illingworth	6	JE Stead	3	AE Satterthwaite	2
A McKenna	6	RC Milburn	3		

Most Fifties (Career):

A McKenna	77	N Wilson	34	SL Illingworth	16
P Blackler	42	DA McGregor	22	BJ Legg	16
VL Burt	38	KL Gilray	19	SM Frahm	15
KE Flavell	35	AE Satterthwaite	19	JE Stead	15

Most Runs in a Season:

P Blackler	900	1951/52	P Blackler	734	1955/56
N Payne	883	1996/97	SL Illingworth	728	1993/94
JA Lawler	872	1997/98	RC Milburn	704	2003/04
VL Burt	821	1984/85	P Blackler	691	1953/54
N Payne	815	2002/03	SM Frahm	679	1995/96
KE Bond	806	1992/93	KE Bond	672	1991/92
N Payne	794	1998/99	AE Satterthwaite	640	2008/09
N Payne	770	1997/98	RC Milburn	638	2008/09
A McKenna	736	1982/83	VL Burt	631	1981/82

Highest Individual Scores:

P Blackler	213*	1956/57	N Payne	143*	2000/01
N Payne	181*	2002/03	N Payne	142	1998/99
P Blackler	180	1958/59	SL Illingworth	135	1993/94
N Payne	151	1997/98	AE Satterthwaite	125*	2008/09
VL Burt	148*	1982/83	KE Bond	123*	1993/94
BJ Legg	148	1987/88	RC Milburn	123*	2003/04

Most Wickets (Career):

P Blackler	1172	SK Burke	249	AE Satterthwaite	135
KL Gilray	467	T Reid	182	A Morris	133
CA Campbell	311	BH McNeill	180	JA Russell	114
BJ Legg	276	KE Flavell	174	N Glubb	111
A McKenna	258	JL Geary	156	N Wilson	111
VL Burt	249	HJ Rae	152	SK Lloyd	109

Most Wickets in a Season:

P Blackler	85	1953/54	JL Geary	40	1997/98
P Blackler	68	1954/55	CJ Moffat	39	1997/98
CA Campbell	52	1986/87	SJ Rattray	37	1975/76
CA Campbell	47	1988/89	SA Harris	34	1976/77
SJ Rattray	43	1976/77	JA Russell	34	1994/95
CA Campbell	41	1983/84	JL Geary	34	1996/97
CA Campbell	40	1985/86			

Best Innings Bowling Figures:

JA Russell	8-31	1994/95	CA Campbell	7-25	1983/84
CA Campbell	7-17	1988/89	A McKenna	6-5	1979/80
TL Woodbury	7-23	1992/93	CA Campbell	6-9	1985/86

Most Wicket-keeping Dismissals (Career):

MA Francis	171	RC Milburn	99	J Stevens	52
SL Illingworth	150	JE Stead	81		
SM Frahm	113	T Baker	76		

Highest Any Wicket Partnership:

245*	3rd	N Payne (125*) & JA Lawler (99*)	v South Canterbury	1997/98
245	2nd	N Payne (143*) & BH McNeill (94)	v Sydenham	2001/02
244*	1st	VL Burt (148*) & A McKenna (88*)	v Lancaster Park	1982/83
209	1st	JE Stead (86*) & P Blackler (114*)	v St Albans II	1962/63

Highest Totals by St Albans:

377/4	v Sydenham	2000/01	351/6	v East Shirley	2000/01
358/3	v Lancaster Park	1997/98	340/3	v LPW-Sydenham	2008/09
353/7	v Sydenham	1995/96	331/7	v LPW-Sydenham	2009/10
353/9	v Lancaster Park	1997/98	313/7	v East Shirley	2008/09

Highest Totals against St Albans:

339/3	by East Shirley	2008/09	299/3	by Sydenham	1982/83
326/4	by East Shirley	2009/10	293/8	by East Shirley	2009/10
318/5	by OBC-Country	2006/07	282/7	by LPW-Sydenham	2009/10

Lowest Totals by St Albans:

4	v Technical	1964/65	8	v Mai Moa	1958/59
---	-------------	---------	---	-----------	---------

Lowest Totals against St Albans:

3	by Marama	1952/53	11	by Oddfellows	1950/51
7	by Hagley	1969/70			

TREASURER'S REPORT

Pages	Contents
109	Treasurer's Report
110	Review Report
111-112	Statement of Financial Performance
113	Statement of Movements in Equity and Statement of Financial Position
114	Notes to the Financial Statements



Treasurer's Report

The accounts presented to members record a deficit of \$20,890 for the year, the worst result in the club's recent history.

Although expenses were held at levels generally lower than the previous year, it was the reduced level of income that has caused this dramatic turnaround in our financial result.

In particular, our income from Gaming Machine Trusts virtually dried up and we can now reflect that we were very fortunate to obtain the one grant from NZ Community Trust that we did.

The outlook for sporting clubs, like ourselves, to successfully apply for further Gaming Trust funds appears no brighter with many of these organisations appearing reluctant to support sports clubs, preferring to only support applications from "charities".


To match income and expenditure in this coming season your committee has had to take some unpalatable actions and we will be operating on a very tightly controlled budget for some time.

Bar trading was again profitable this year in spite of the weather affecting the early season. Some enthusiastic social occasions towards the end of the season boosted turnover considerably.

We introduced a new "on-line" registration system this year which proved to be very effective. Duane Pettet deserves much credit for developing and maintaining this secure website for the club.

We have had no option but to increase our subscription levels for next season and these have also had to reflect the increase in GST scheduled for October.

It will take all members really supporting your club and getting behind its activities to bring about a return to more profitable times, but with your support and prudent management it can, and will, be done.



Lindsay Serra
TREASURER

Review Report

The Members of the St Albans Cricket Club

I have reviewed the financial statements of St Albans Cricket Club on pages 111 to 114. The financial statements provide information about the past financial performance of the Club and its financial position as at 31 May 2010. This information is stated in accordance with the accounting policies set out in the Clubs annual financial statements on page 114.

Executive Committee's responsibilities

The Executive Committee is responsible for the preparation of financial statements which comply with generally accepted accounting practice in New Zealand and which present fairly the financial position of the Club as at 31 May 2010 and the results of its operations for the year ended on that date.

Reviewer's responsibilities

I am responsible for reviewing the interim financial statements presented by the Executive Committee in order to report to you whether, in my opinion and on the basis of the procedures performed by me, anything has come to my attention that would indicate that the financial statements do not present fairly the matters to which they relate.

Basis of Statement

A review is limited primarily to enquiries of personnel and analytical review procedures applied to financial data and thus provides less assurance than an audit. I have not performed an audit and, accordingly I do not express an audit opinion.

I have reviewed the financial statements of the club for the year ended 31 May 2010 in accordance with the Review Engagement Standards issued by the New Zealand Institute of Chartered Accountants. These standards require that we plan and perform the review to obtain moderate assurance as to whether the statements are free from material misstatement whether caused by fraud or error. I also evaluated the overall adequacy of the presentation of information in the financial statements.

Other than my capacity as a reviewer, I have no relationship with or interest in the Club.

Statement of review findings

Based on my review nothing has come to my attention that causes me to believe that the accompanying financial statements, set out on pages 111 to 114, do not fairly present the financial position of the Club as at 31 May 2010 and its financial performance for the year ended on that date in accordance with generally accepted accounting practice in New Zealand.

Our review was completed on 24 June 2010 and my findings are expressed as at that date.



Bruce Harris
Chartered Accountant
Christchurch

Statement of Financial Performance

for the year ended 31 May 2010

2009	INCOME	2010
	INCOME FROM BAR TRADING	
\$20,188	Sales from Bar	\$17,669
	less: Cost of Goods Sold	
\$475	Opening stock	\$538
\$12,538	Purchases	\$10,914
\$538	Closing stock	\$701
<u>\$12,475</u>	Cost of Goods Sold	<u>\$10,751</u>
\$7,713	Surplus from Bar Trading	\$6,918
	INCOME FROM CLUB MEMBERS	
\$20,071	Subscriptions	\$20,805
<u>\$200</u>	Donations	<u>\$440</u>
\$20,271		\$21,245
	EXTERNAL FUNDRAISING	
\$80,126	Gaming machine donations	\$12,000
\$2,639	Sponsorship (Note 3)	\$1,961
\$2,900	CCA grants	\$3,999
\$1,118	Pavilion hire	\$4,056
<u>\$535</u>	Interest received	<u>\$51</u>
\$87,318		\$22,066
<u>\$115,302</u>	TOTAL INCOME FOR YEAR	<u>\$50,229</u>

These financial statements are to be read in conjunction with the Notes to the Financial statements on page 114

Statement of Financial Performance

for the year ended 31 May 2010

2009	EXPENSES	2010
	PLAYING EXPENSES	
\$7,116	Material costs - balls	\$5,888
\$20,640	Material costs - gear and clothing	\$1,858
\$6,160	Ground rentals	\$6,169
\$3,470	Practise wickets	\$5,199
\$2,043	Fees and levies	\$2,320
<u>\$32,242</u>	Coaching	<u>\$23,285</u>
\$71,672		\$44,719
	PAVILION EXPENSES	
\$3,343	Insurance	\$3,344
\$1,505	Heat, light and power	\$1,898
\$7,217	Repairs and maintenance	\$2,428
\$701	Cleaning	\$1,393
\$461	Telephone	\$514
\$2,692	Depreciation on pavilion	\$2,866
\$3,394	Depreciation on furniture and plant	\$3,926
<u>\$720</u>	Depreciation on motor vehicle	<u>\$1,095</u>
\$20,033		\$17,476
	ADMINISTRATIVE EXPENSES	
\$2,229	Postage, stationery and reports	\$1,638
\$1,878	Advertising	\$1,156
\$1,717	General expenses	\$2,832
\$813	Presentations and awards	\$1,589
\$1,750	Audit fee	\$1,250
<u>\$750</u>	Club socials	<u>\$459</u>
\$9,138		\$8,924
<u>\$100,842</u>	TOTAL EXPENSES FOR YEAR	<u>\$71,119</u>
<u>\$14,460</u>	SURPLUS (DEFICIT) FOR YEAR	<u>(\$20,890)</u>

These financial statements are to be read in conjunction with the Notes to the Financial statements on page 114

Statement of Movements in Equity

for the year ended 31 May 2010

2009	ACCUMULATED FUNDS	2010
\$100,013	Balance at beginning of the year	\$114,472
<u>\$14,459</u>	Net surplus (deficit) for year	<u>(\$20,890)</u>
<u>\$114,472</u>	Equity at end of the year	<u>\$93,582</u>


Statement of Financial Position

as at 31 May 2010

2009	CURRENT ASSETS	2010
\$3,186	WestpacTrust - Cheque account (Note 6)	\$2,166
\$57	WestpacTrust - Bar account	\$57
\$1,387	WestpacTrust - Maintenance	\$758
\$554	WestpacTrust - Centennial fund	\$570
\$1,500	Accounts receivable	\$450
\$1,255	Subscriptions in arrears	\$1,018
\$538	Stock on hand - bar supplies	\$701
<u>\$5,906</u>	Stock on hand - balls	<u>\$12,222</u>
\$14,384		\$17,942
	PROPERTY, PLANT and EQUIPMENT	
\$2,368	Nets	\$2,368
\$70,596	Pavilion (Note 2)	\$67,730
\$30,125	Furniture and plant (Note 2)	\$26,200
<u>\$2,569</u>	Motor vehicle (Note 2)	<u>\$1,474</u>
\$105,658		\$97,771
<u>\$120,042</u>	TOTAL ASSETS	<u>\$115,713</u>
	CURRENT LIABILITIES	
\$2,922	Accounts payable	\$5,337
\$0	Member advances	\$14,350
\$1,133	Debentures	\$1,133
\$501	add: Accrued interest	\$501
<u>\$1,015</u>	GST due	<u>\$811</u>
\$5,571		\$22,132
<u>\$114,472</u>	NET ASSETS	<u>\$93,582</u>
<u>\$114,472</u>	EQUITY	<u>\$93,582</u>

Signed on behalf of Executive Committee:


Treasurer


President

Date signed: 24 June 2010

These financial statements are to be read in conjunction with the Notes to the Financial statements on page 114

Notes to the Financial Statements

for the year ended 31 May 2010

Note 1 - Statement of Accounting Policies

St Albans Cricket Club is a non-profit organisation. The financial statements are general purpose and prepared in accordance with generally accepted accounting practice.

Unless otherwise stated the accounting principles recognised as appropriate for the measurement and reporting of earnings and financial position on a historical cost basis have been followed.

The entity qualifies for differential reporting because the Club meets the framework for differential reporting as the Club is not publicly accountable and is small. The club has taken advantage of all differential reporting exemptions.

Changes in accounting policies: There have been no changes in accounting policies which have been applied on bases consistent with those used in previous years.

The following specific accounting policies which materially affect the measurement of financial performance and financial position have been applied:

Accounts Receivable are stated at their estimated realisable value. Debts which are considered uncollectible are written off. There is no other provision for doubtful debts.

Stock on Hand - Bar Supplies has been valued at lower of cost or net realisable value.

Stock on Hand - Balls has been valued at lower of cost or net realisable value.

Sponsorship: Sponsorship for services rendered to the club are accounted for as revenue and expense at values approximating the cost of the service provided.

Property, Plant and Equipment are stated at cost less accumulated depreciation. Depreciation has been calculated using the rates shown in the Property, Plant and Equipment Schedule (Note 2). Material, Nets and Junior Material have not been depreciated as the committee charges all repairs, maintenance and replacements to expenses.

A mortgage security over the pavilion is held by Westpac Banking Corporation. At 31 May 2010 there were no advances drawn against this security (2009 - nil).

Related Party transactions: The Committee are also members of the Club and pay subscriptions on the same basis as other members. Services provided have been supplied on normal commercial terms.

Note 2 - Property, Plant and Equipment

As at 31 May 2010	Cost	Accum. Deprec.	Deprec. Rate	Last Year Book Val	This Year Book Val
Pavilion	\$95,545	\$27,815.25	3%	\$70,596	\$67,730
Motor Vehicle	\$3,289	\$1,815.33	33%	\$2,569	\$1,474
Furniture and Plant	\$39,502	\$13,302.69	10% & 33.3%	\$30,125	\$26,200
Total Fixed Assets	\$138,336	\$42,933		\$103,290	\$95,403

As at 31 May 2009	Cost	Accum. Deprec.	Deprec. Rate	Last Year Book Val	This Year Book Val
Pavilion	\$95,545	\$24,948.90	3%	\$61,992	\$70,596
Motor Vehicle	\$3,289	\$720.13	33%	\$0	\$2,569
Furniture and Plant	\$39,502	\$9,376.93	10% & 33.3%	\$2,976	\$30,125
Total Fixed Assets	\$138,336	\$35,046		\$64,968	\$103,290

Note 3 - Sponsorships

The sponsorship of \$1,250 (2009 - \$1,750), is in respect of audit fees.

Note 4 - Capital Commitments

There were no capital commitments at balance date (2009 - nil).

Note 5 - Contingent Liabilities

There were no contingent liabilities at balance date (2009 - nil).

Note 6 - Bank Overdraft Facility

In May 2010 the club obtained a \$5,000 unsecured bank overdraft facility from Westpac. The term was for a period of 9 months.