



**St Albans Cricket Club**

Notice is hereby given that the

# **108th Annual General Meeting**

of the St Albans Cricket Club Inc.  
will be held at Robbie's Riccarton,  
201 Clarence Street  
(in the function room, situated behind the main dining area) on

**Monday, 6 August 2012 at 7:30pm**

**Business:**

1. To receive the Minutes of the 2011 Annual General Meeting;
2. To consider and adopt the 2011/12 Annual Report and Accounts;
3. Election of Officers and Management Committee for the 2012/13 season;
4. Notice of Motion

That the club levy the following levels of subscriptions (GST inclusive) for the 2012/13 season, namely:

- a) *Adult Men and Women:*  
\$270 to be paid by 30 November 2012;
- b) *Full-time University, Polytechnic, Training College Students, Men and Women Under 18:*  
\$200 to be paid by 30 November 2012;

- c) *Adult Twenty20:*  
\$120 to be paid by 30 November 2012;
- d) *Secondary School Pupils:*  
\$135 to be paid by 30 November 2012;
- e) *Primary/Intermediate School Pupils:*  
\$70 for first member of family, and \$40 for any subsequent members of the same family in the same grade, to be paid by 30 November 2012;
- f) *MILO Have-A-Go Module:*  
\$50 for first member of family, and \$30 for any subsequent members of the same family in the same grade, to be paid by 30 November 2012;
- g) *Social:*  
\$70 per year.

## 5. Notice of Motion

That article 2(c) of the St Albans Cricket Club Constitution be amended to read:

"To take all necessary steps to support the authorities controlling provincial and New Zealand cricket, but only when such steps are not likely to be significantly detrimental to the club."

## 6. General Business:

Members are reminded to resign (in writing) before the date of the AGM, to ensure that no subscription payment is due for the 2012/13 season, in the event of any member deciding not to play or transferring to another club, or moving out of the city.

Scott Mason  
Honorary Secretary  
PO Box 1919  
CHRISTCHURCH

**Pavilion:** Hagley Oval, South Hagley Park, Riccarton Ave,  
Christchurch, New Zealand. Phone: (03) 366 4905.

**Secretary:** PO Box 1919, Christchurch 1, New Zealand.

**E-mail:** [play@stalbanscricket.co.nz](mailto:play@stalbanscricket.co.nz)

**Web:** <http://www.stalbanscricket.co.nz>

## **2011/12 Officers**

---

### **Patron:**

Mr J Z Harris

### **Life Members:**

Messrs R R A McLauchlan, I D Dempsey, R D J Mather,  
A G Jamieson, S J D Cox, L N Serra, G J Curgenven,  
Mrs A J Mitchell and Mrs E W Horne

### **Honorary Auditor:**

Bruce G Harris, C.A.

### **President:**

Mr A G Jamieson

### **Chairman:**

Mr A G Jamieson

### **Men's Club Captain:**

Mr D E Pettet

### **Women's Club Captain:**

Ms N M Blue  
(co-opted October 7, 2011)

### **Honorary Secretary:**

Mr S A Mason

### **Honorary Treasurer:**

Mr L N Serra

### **Bar Manager:**

Mr R L Carrigan

### **Management Committee:**

Messrs M R Griffin, A F Johnstone, P J Mayell,  
M S Reid (resigned September 21, 2011),  
E P West (resigned October 7, 2011),  
Miss N B Cox and Miss A C Turner

## President's Report

---

On behalf of the Executive and Committee, I have much pleasure in presenting the Annual Report and Accounts covering the 2011/12 season, the 107th in the club's history.

One year on from the two major earthquakes of the previous season and still with regular aftershocks, albeit nowhere near as damaging or life threatening, the club entered what was to be a very challenging and potentially redefining 12 months. The aftermath of the shakes - and the very serious affect it had on many of our members - saw a major decline in club membership.

The club lost about 30 of our members for a variety of reasons. This had a knock-on effect in that the club was unable to field a third XI or a Twenty20 side in the men's grades and, even worse, we were unable to find enough female players to give the club a Premier women's team. The six who were available ultimately found themselves in a hastily-arranged Canterbury Development XI, in order to keep a four-team Premier grade alive and competitive. In a deal that was thrashed out by the Canterbury Cricket Association, other clubs in the city would often provide up to five players a week to help this team compete.

Fortunately the club pavilion and grounds suffered no damage or adverse effects from the quakes, to which we all breathed a collective sigh of relief.

The challenge ahead for St Albans as a whole - not just the committee, club captains or those charged with the job of recruitment - is to restrengthen the club and regain the numbers lost in order to once again field those three (or more) absent teams. Specifically these are: a third men's XI, another afternoon grade men's social team, a resurgent Premier women's team and a Division 1 women's team. We need each and every current member, with hopefully some help from members of yesteryear, to find these players. If one in every three current club members each got one new player to join (or re-join) to play in one of these teams we would have the requisite numbers within a very short time. Remember that we need these players to commit early before we enter the teams in late September.

The club was also embroiled in a saga involving the CCA's determination to continue pushing ahead with the plan to redevelop our main oval into an international and provincial playing venue. The original plan, in which the residing clubs (St Albans and Riccarton)



would co-exist with the CCA and jointly use the ground, was shelved in favour of a major takeover of the oval and its surrounds instead. You can imagine it was a major shock to be told that a succession of major facilities would be installed and, in the process, completely transform the oval vista. These include an embankment - up to three-and-a-half metres high in some places - encircling the inside of the oval; a 60-metre long, two-storey high pavilion sited in the former Old Boys corner of the oval; four telescopic light towers, able to reach 45 metres above the ground to enable night cricket to be played; and a large 11-pitch block in the centre of the oval.

But wait, there's more! Yes, both clubs were also told that they had to find new locations, either at another part of Hagley Park or at another park within the city itself. After 107 years as loyal, traditional and successful tenants of the oval we were given a mere seven weeks to provide to the hierarchy of the CCA and the Christchurch City Council a plan of our new location along with a wish list of things needed to sustain our future. These have, in the main, been rejected.

Suffice to say, all these sudden developments stirred up a number of our dormant former members, enraging some more than others, and created a type of Churchillian attitude and fighting spirit. To be fair, some thought it an opportunity to once again set the club up in a way that members 50 years hence in 2060 would look back and reflect very positively upon the forward thinking and strategic planning undertaken by the committee of 2012.

Whilst I personally have the view that the committee of 2011/12 and 2012/13 are only guardians of the club, we do need to make sound, well worked through judgments that create significant benefits for the club in the years to follow, while at the same time not rushing into any knee-jerk reactions. Your executive is mindful of this and is continuing to not exclude any new ideas or opportunities and will continue to press the CCA and the CCC for support and allowance of any new "outside the square" thinking.

Recently a "kite-flying exercise" has been put into the public domain by Geoff Barry from Sport Canterbury. In this vision he extolled the virtues of sub-groups of like-minded sports combining to form hubs and Hagley Park was pushed to the forefront as one of the key locations for this to happen in. As they say, watch this space.

It is possible that next summer may see the club stretched even more with some form of nomadic or dual-existence possibly being thrust

upon us in terms of playing, practicing and socialising. At the time of writing this report (mid-June) some ideas are being fleshed out and costed, with operational matters still being worked through.

However, the season just gone was certainly not all gloom and doom, as grades were still won by the club and many successful and rewarding activities and events took place. Firstly, let me say how pleased we were to see the Premier men's side, under the popular leadership of Aaron Johnstone, have such a fantastic season. To win the coveted two-day championship and also do the double by winning the one-day title as well was a great reward for the effort they put in.

The renditions of the club song "When The Saints Go Marching In" that were heard when both of these competitions were secured were spine-tingling and sung with such fervour and passion that spectators all around Hagley Oval stopped, watched and listened to the pavilion sway and pump with deep and overpowering effectiveness. If ever a team was close-knit and "together" it was then.

As a result of winning the one-day competition the team went to Auckland to compete against the winning clubs from the other five major associations in the National Club Championships. They went through the round-robin unbeaten only to be defeated by the Takapuna side from Auckland in the final. See a report on this tournament elsewhere in this booklet. Well done lads and congratulations on your success.

Only one other team in the adult side of the club won a grade and this came in the women's Division 2. This group of talented young women started slowly but came home with a wet sail, taking the title in the last couple of playing days. Well done girls and congratulations.

Once again the club had a major relationship with Cathedral Grammar and we appreciated the help from Kirsty Bond in driving this along. The coaching and running of the various Kiwi and MILO Have-A-Go modules which the club undertook at the school increased from the first year and this year even included ground and pitch preparation. We hope that we can continue to grow this relationship as the symmetry between the club and the school is very evident. But you never know. We would thank the school bursar Geoff Cain for his support and foresight.

This season we once again welcomed a new professional player/coach to the club. Gerry Penford. a player born in the USA, raised in

Zimbabwe and having played extensively in Zimbabwe, South Africa and England, became the ninth pro in the modern era of the club. Gerry fitted in well and, after a slow first couple of months, really showed his mettle to become an integral part of the successful Premier men's team. Gerry was always willing and available and was never one to shirk the work required. In fact, he rather pro-active and was always looking for more. We also negotiated an extra couple of weeks to his contract to allow him to play in the Auckland tournament in April, which we appreciated.

Gerry also shared the club's overseas player house with three likely lads from the UK. George Buchanan-Smith, Robert Thompson (both from Scotland) and Rory Jones (Worcestershire) were all amateurs that came to the club for the season. All three fitted in well to club life and contributed well to the various teams that they played in.

I guess that cricket is best played in fine, warm summer weather and in Christchurch we are lucky to have a climate that mostly falls into this description. The first half of the summer was predominantly overcast with rare sunny bursts. It was warm but we did have three washed out Saturdays or were significantly affected by wet weather during the week that compromised ground conditions. However, in the post-Christmas months the weather was superb, with some very hot 30-plus degree days and settled summer conditions. This "Indian summer" weather continued into early May, making it very pleasant and suggested that, but for the shorter daylight hours and morning dew to contend with, cricket should otherwise start and finish a month later.

At one of the earlier committee meetings Peter Mayell suggested that it would be a nice idea to arrange a reunion of the Premier men's team that won four consecutive two-day championships in the late 1980s as it coincided with the 25th anniversary of the first of the four. Peter volunteered to be the person to organize this and, as we all know, it was a major success. Held on the second-to-last Saturday of the season, 24 of the 28 players who played in this team over the four summers attended. The captain of this squad, Neil Francis, flew across from Brisbane (where he now lives) and a great Saturday and Sunday was had by all. It was the latest Saturday night this President has had in the pavilion for many a year. Let's do a couple more of these reunions in the near future. There is an obvious one coming up for our women. The club had a Premier team that won the main competition for five successive years between 1965/66 and 1970/71. Do we have an volunteer organiser prepared to set this up?

When the season starts to wind down in late March and competitions are won and lost, thoughts turn to the three annual prize-giving nights: the club's event and the two run by the CCA - the club and representative cricket awards evenings. This year we held the club prize-giving in the pavilion on the Thursday night immediately prior to Good Friday. A good attendance of 65 turned up, which was down about 30 on previous years but was to be expected given the reduction in teams. The CCA representative function was held on the same night so half a dozen members who we might have expected at ours had a choice to make ... and we lost out. Suffice to say, our night went off well and most of the prize recipients were on hand to collect trophies and awards. Michael Davidson (or "Stom" as many know him as) richly deserved his club player of the year award, edging out a high calibre set of nominees. With 453 runs (including a century) and 43 wickets (with a best of 9-58) Michael was a popular winner and took the applause and adulation in traditional style. Congratulations Michael. A full list of the recipients at this club function is printed elsewhere in this report, along with those from our club that collected awards at both the CCA club and representative functions.

On the representative playing front, and for the second year in a row, the club did not figure at all in either the New Zealand Black Caps or Canterbury Wizards men's teams. We did get one or two in various 'A', development or under-age teams. However, in a general sense, we are going through a very lean patch where we seemingly don't have any outstanding young male cricketers pressing for higher representative honours. From a club selectorial point of view, though, this helps keep a steady and regular first XI on the field and this season we had the most stable squad for some seasons. On the women's front we congratulate Amy Satterthwaite, Lea Tahuu, Janet Brehaut and Kelly Anderson for their New Zealand selection and also to Meg Kendal for her making the Canterbury Magicians team once again. Unfortunately, we are not allowed to recognize them officially as they didn't play for the club, although they were technically still members. Work that one out.

As with the men we did have a group of girls who were selected in the various under-age and junior grade representative teams. Well done to each one of you. They are also listed elsewhere in this report. We do have the basis of a strong women's section in years to come and if we can field a Division 1 side this coming season, like I think we will, they will form the backbone of a resurgent Premier women's side in the seasons ahead. But this takes time, patience and a commitment from

the girls to stay in the game, which will ultimately get them the reward of Premier status if they do well.

For the umpteenth season we once again ran the popular Tuesday night twilight competition for 10 enthusiastic teams. Although perennial head honcho Kevin Snook is easing himself out of the limelight he nevertheless kept a weather eye on the show and regularly saw the teams away to their pitches before leaving to go to a business appointment somewhere. The club did have a team in this social 20-over hit-around, finishing mid-to-lower table. The after-match function brings in a few dollars over the bar and is seen as a nice extension to our core business.

The club once again ran the full gamut of social functions in one form or another. We kicked the season off on opening day with the traditional match against Hutt District on Hagley 4. It was a game which we won to snare back "The Embers" trophy from the visitors, though they forgot to bring the silverware down from Wellington. They must have been confident of retaining them as we still haven't seen the trophy some 10 months later! But we did welcome to the club one of their former players, David Twigg, who has moved to Christchurch.

Other fun functions held included the Christmas party organised by the overseas lads; the club bowl-off, which was won by Rob Thompson; the lawn bowls afternoon, where the duo of Matt Holstein and David Twigg triumphed; the popular sports quiz evening with Brad Smith, Matt Marr and Murray Griffin the three members of the winning team; the New Zealand Cup Day festivities at Addington and resulting headaches; and, finally, the last night of the season rounded out the summer's social calendar. There's nothing to say about this night except something like "what goes on tour stays on tour". All I do know is it was a very messy night or, more correctly, a messy clean-up the next morning.

Once again the elected members of the executive and committee have acquitted themselves with enthusiasm and attention to detail. The challenges and issues that have presented themselves were probably more than what they had expected after they were elected at the annual general meeting in early August. Certainly the Hagley ground development has been taxing and time-consuming, particularly for a group of volunteers with limited experience and expertise needed to confront this complex issue. Suffice to say, everyone has been a quick learner and all have contributed to the stance the club has taken.

Monthly meetings have been held with a particularly high attendance of those elected at the AGM. Twelve meetings have been held and the following attendance figures are representative of the first 11:

		<b>Meetings</b>	<b>Years</b>
<b>President/Chairman:</b>	Alan Jamieson	11	39
<b>Secretary:</b>	Scott Mason	10	11
<b>Treasurer:</b>	Lindsay Serra	11	29
<b>Men's Club Captain:</b>	Duane Pettet	11	9
<b>Women's Club Captain:</b>	Nicola Blue	9/9	1
<b>Bar Manager:</b>	Richard Carrigan	9	4
<b>Committee:</b>	Peter Mayell	7	14
	Euan West	1/1	10
	Murray Griffin	11	7
	Aaron Johnstone	7	7
	Amy Turner	7	4
	Natalie Cox	7	1
	Mark Reid	1/2	1

At the time of writing, no-one has intimated that they are unwilling or unavailable to stand for their elected positions again. I do see that there are possibly two further places that are available for anyone in the club who might like to offer their services, time, ideas and experience to helping get the club through a particularly contentious period in its history.

I'd like to take this opportunity to once again thank the executive of the club for being a sounding board for my ideas, comments, visions, thoughts of the mind, out-of-the-box suggestions and proposals - many of which are dreamed up in the most unlikely situations. We don't always see eye-to-eye but I never doubt their passionate spirit and wanting what's best for the club. We try to run the organisation in a professional and business-like manner, albeit we are amateurs and largely volunteers.

Lindsay Serra does a magnificent job looking after the books and making excellent judgment calls on whether what we are doing can be afforded. His tidy, easy to understand monthly reports to the committee are a credit to him. Behind the reticent demeanour is a

hardworking and dedicated St Albans Lion. He could be the doyen of club treasurers.

Scott Mason has a sharp mind with an intelligent grasp of issues and nothing much gets past him that he doesn't challenge. Again his understanding of procedural matters and great minute taking make him a very valuable member of our management team.

The two club captains, Duane Pettet and Nicola Blue, run the operational side of things with great aplomb and with a player's perspective very much in mind. Duane also looks after the website, acts as the club's results officer, compiles all the team averages, administers the registrations and subscriptions system and puts together this annual report.

Richard Carrigan is fast learning the art of running a bar ... yes Richard, labels to the front, old stock always moved to the front, buy a little bit of everything, not a lot of one line, don't be too swayed by members wanting this and that or their favourite tipple and don't forget to have plenty of low and non-alcoholic beverages on board. Well done Richie.

Of the others on the committee, we have Murray (the Myr) Griffin, Pete (Percy) Mayell, Natalie (Nat) Cox, Aaron (Azza) Johnstone and Amy (Mush) Turner who all bring their various personal attributes and experience to the meetings. Many just put in the hours doing the regular, mundane duties, which we all appreciate. We are a team and this team gets on well with each other. I'm proud to lead them.

I would like to thank the other non-committee administrators in Amy Satterthwaite and Barry van Beurten for their help in managing two areas of the club, respectively the Premier women (who played under the CCA development tag) and the youth and junior girls section. Thanks Amy and Barry. Next season will be onwards and upwards.

I also thank John Harris for his commitment and enthusiastic embracement of his role as patron of the club. He has held this position for a lengthy period of time and we would hope that he will go one more season. John brings experienced and mature council and I value his Saturday afternoon chats. The passion that he shows for the position and the club is unwavering.

I would also like to take this opportunity to thank Lee Germon, Mike Fisher and Mike Harvey, with whom we have the most contact with at

the CCA. Apart from the prickly and convoluted ground issue, which is ongoing, they have helped the club in many areas over the summer, all of which we are appreciative of. Special thanks for offering the club a fundraising opportunity for the Premier men's side that went to Auckland. A tidy figure was raised from their role as CCA match-day car parking attendants.

I would also like to thank the following for their support, either in direct funds or product supplied during the season: Domino's Pizza, New Zealand Post, Liquorland Riccarton Road, United Steel, McDonald's Hornby, Harcourts Vision Real Estate, the Air Rescue Trust and The Star. Chris Martin, the New Zealand Test opening bowler and former member of the club, also chose St Albans for his winning man of the match cheque that he received for his performance in the one-off Black Caps Test against Zimbabwe in Napier earlier in the season. Thanks heaps Chris.

As usual special thanks go to our groundsman Tom O'Carroll for his efforts on the grounds. Thanks also go to Duane Pettet for giving his time and experience to the now defunct Canterbury Cricket Advisory Group. With the restructure of the CCA this group has now morphed into the Christchurch Metro Board. To the umpires go our thanks for another outstanding summer. They never have an easy task, especially when officiating on hot days, which add to the pressure of a close game. As always you guys are always welcome to mosey on upstairs to our lounge for a cold drink (or two). A big hug and thanks also go to our popular bar lady and caterer Julie Harris. She brings a steady hand to both roles, is always enthusiastic and chatty ... well, talkative would be more accurate. She kept everyone's feet on the ground, brought laughter to the situation and was a good yarn for any member having EQC or personal/housing shake issues. Hope to see you back again in some form or other next summer Julie.

Finally, a big thank you to Euan West and particularly Dave Perry, our Premier men's scorers. Dave, in his first season, took to scoring like a duck to water. He also took on the added responsibility of being the manager/scorer for our Premier men's side at the National Club Championships in Auckland. Thank you Dave.

I am pleased to report that the club continues to be in a sound financial position. Sure, we don't have thousands in hidden bank accounts but we do trade honestly and pay our bills on time. Lindsay Serra keeps a firm hand on the tiller. His perspicuous and adroit handling of the club finances and collection of the subs is a time



consuming job. Revenue streams and fundraising ideas are constant companions to Lindsay. We would thank the members for embracing the various schemes that we come up with.

With regard the year ahead, many challenges face the club. Most are serious, many are far-reaching and the odd one could be viewed as threatening the very existence of the club.

Firstly, as I've intimated before, we are in crucial need to grow the membership. The Premier women, 2A and 2B men, a couple of afternoon social teams, Division 1 and 2 girls and more junior boys and girls teams are all areas that we need some serious recruiting. Unless all current playing members and those with a love or support for the club all pitch in and help, we will be repeating this plea same time next year. We need everyone to make approaches to and convince former players to return and steer cricket-playing new residents to the city towards our club. Please don't sit back and leave it to others or say "it's not my job to recruit" and think someone else will do it. We can have all the bricks and mortar such as a new pavilion and a ground in place, but without enough playing members we will wither and die on the vine. This is your moment to shine.

Secondly, is the ongoing challenge of what we do as a club. Do we stay where we are, without any club cricket in front of our pavilion? Do we move to another part of South Hagley Park, even if this may take some years to complete? Or do we look for another park in the city or outer suburbs to make it our permanent home? Or do we do something else altogether? Whatever we do it will be an expensive exercise. Who will pay? We must ensure that the club's future is guaranteed. As guardians of the club we must ensure that the best possible deals are struck to make certain we safeguard the vibrant and successful club that is the St Albans Cricket Club. We have been a top 10 New Zealand cricket club for many years. I fear that this mantle has slipped and we are in danger of becoming "just another cricket club". A concerted effort needs to be made for us to get back into the top 10, otherwise we will just be consigned to the mediocrity of the rest.

Finally, we must ensure that the club's financial and social areas are maintained and even built upon. Not everybody plays the game to make Canterbury rep teams, with most primarily playing for fun, exercise and camaraderie ... if a grade can be won, well that's the cream. Our club has a great "after-six" environment and long may it continue. New funding streams need to be explored and found and

capable management of our finances need to be maintained. We need to be wise and careful in where we spend our dollars.

In a change of direction, our pre-season nets will be held at the New Zealand Cricket High Performance Centre at Lincoln University. Details are elsewhere in this book. It has more room than previous indoor facilities and can cater for all the club on the same night. We hope that teams will make use of this facility for the six weeks prior to the opening day.

Already members are wondering if the reign of the BBBBs is over as we know them; will Sneak have to go through another season of withdrawal symptoms; will enough girls with ability want to play Premiers for our club, and with it want to join; will we get another couple of social afternoon teams to play for us; has Dan Stribling still got the Midas touch and the scout's intuitive to find more players with ability for his team; will Barry (The Man) van Beurten be able to snare more girls for our new Division 1 team; and how many grades and how many rep players can the club get next season? All these questions and more will be asked in the next three months or so. I guess some of the answers will be known after the first day of competition and all of them by the end of the summer.

I hope that everyone is wintering well and if you are not playing next summer you will need to resign in writing (via the contact form on our website will do).

We hope to see a big turnout at the annual general meeting at the beginning of August.

I can already hear the large pride of rampant lions that is the St Albans membership licking their lips and beginning to stir as the new season beckons. Let's gird our loins, protect our pride and den and not be disadvantaged by some other form of hostile advances.

See you all at pre-season, or failing that, on opening day.

**Alan Jamieson**



Six of the exclusive nine-member group to have played 200 Premier men's games for St Albans. From left: Aaron Johnstone, Grant Lucas, Mark Priest, Geoff Smith, Andrew Nuttall and Paul Rutledge. Absent was Michael Davidson. The first two members (Cyril Crawford and Frank O'Brien) are deceased.



The picturesque Hagley Oval on the final day of the 2011/12 season.

## **Men's Club Captain's Report**

---

It was always going to be a challenging season immediately following the Canterbury earthquakes. With the previous season being curtailed in February, the winter break was much longer than usual and people naturally spent much of this time trying to return some sense of normality to their daily lives. With this taking clear priority over any thoughts towards playing cricket it was difficult to gain any traction in attempting to rebuild the playing side of the club for 2011/12. We simply couldn't accurately gauge the degree of impact the quakes would have on overall playing numbers until much closer to the beginning of the season.

There are advantages and disadvantages to being such an upwardly mobile, cosmopolitan club whose membership is drawn from much further afield than just the local neighbourhood. On this occasion it would prove to be a disadvantage, as a number of members either elected to move to more stable ground in their original home towns or go even further afield to find work across the ditch. Quite a few local members chose to divert their University study from Canterbury to Otago or elsewhere. We as a club certainly couldn't begrudge this and absolutely understood everyone's individual choices, but naturally it was to have a devastating effect on our playing depth.

From eight teams in 2010/11 we dropped down to just six men's sides - our lowest in many decades - with the casualties being the 2B and Cavaliers Twenty20 teams. The latter had less of an impact as it was a standalone side which had only been running for one year in any case. However, the loss of the former would have a significant trickle-down (and up) effect.

The club was not alone in this regard, with only four of the eight original metropolitan clubs being able to field sides in the 2B grade for the entire season. It required two senior XIs from suburban clubs to top the numbers up to a respectable level.

We did come close to entering a team ourselves as, theoretically, we just had the requisite numbers at the beginning of the season. However, we had to take into account the numerous known departures once University exam time and the subsequent annual holiday migration period rolled around in mid-November.

Normally we would cover any losses of outsiders going home with Cantabrians returning to the Garden City for the heart of the summer, but most of this flock had now moved out of the city permanently.

We were also mindful of not disrupting the competition draw and adversely affecting other clubs if we, in all likelihood, had to withdraw midway through the season. So, the incredibly tough decision was made not to enter a St Albans team in the 2B grade for the first time since its inception in 1975/76.

The problems caused by this situation were numerous. Firstly, the gap between the morning and afternoon grades was now larger than ever. Normally the 2B grade would act as a bridge between the serious and the social player bases, such that in times of crisis the former could help out the teams below while the latter would feel comfortable and not look out of place while playing at a higher level. Though the general standard of 2A cricket had also noticeably dropped, it still was certainly not a place for a casual player to fill in.

Another by-product was the fluctuating numbers now available for the 2A side and team selection suddenly became a delicate balancing act. This inevitably created some major disappointment for those that missed out on any given week. Though players were largely understanding (and I am greatly appreciative of their tolerance during such times) it was difficult for them to then have to go help out in a grade which was as many as six tiers lower down.

With the 2A side having been largely gutted over the previous two years due to earthquakes and other factors (mainly out-of-town job opportunities), it meant many players who were set to form the heart of the 2Bs had to step up and negotiate a steeper learning curve. This, in turn, limited the genuine options available to the Premier side when they needed players.

As it turned out, we were rather fortunate on this front, as the Premier team moulded one of the most consistent core units seen in quite some time in the club. Eleven players appeared in at least 15 of the 20 games during the season. Their tally of injuries, losses of form and general unavailability were seemingly at an all-time low.

For the most part, the afternoon grades held steady as player turnover was minimised in the largely self-sustainable 3A, 4A and President's grade sides. Though each required a number of fill-ins at times the main cast remained predominantly unchanged. The 4B team continues to be a work in progress as its stability continues to waver from year to year. It is the team which tends to receive the majority of the newcomers to the club and functions as a useful proving ground in this regard. It is hoped we can retain more of these players season upon season to form the foundation of the side as there are enough useful cricketers coming through to make them a formidable outfit before too long.

An incidental upside of the quakes and resultant lack of office space around town was the opportunity to hire out our pavilion to The Star newspaper over the winter months. The funding boost from this allowed us to hire a professional for the season, after 2010/11 saw us go without one for the first time in many years.

Gerry Penford had big boots to fill upon the departure of coach Stephen Cunis back home to Northland. After a sluggish start he adjusted to the Kiwi conditions well and, on more than one occasion, decimated opposition bowling attacks. He averaged above 50 over the second half of the season and proved more than useful with the ball as well as a gun in the field. Gerry capped off the season with an excellent tournament at the national champs in Auckland. Gerry was great value off the park too and his engaging personality saw him interact well with a wide cross-section of the club ... just don't have a dig at the state of Zimbabwean cricket in his presence!

In 10 competitions contested on the men's side of the club we 'medalled' five times with two wins, two second placings and a third equal. The remainder finished in fourth, fifth (three times) and seventh. Given the high bar we set at the club this set of outcomes could perhaps only be called moderate at best, notwithstanding the unique challenges faced at various times before and during the season. One positive was the lack of a wooden spoon in any competition - prior to Christmas there were three or four grades treading water at the foot of the ladder.

## **New Members**

To help plug vacancies we welcomed about 20 new members to the Saints ranks. Some of these were lads that joined after leaving secondary school, while others were from the UK as travelling amateurs. We hope that you enjoyed your first season with the club and that you will see many more profitable years with us. These players included:

---

George Buchanan-Smith	Jack Miller	Harry Shaw
Jeremy Clayton	Abishek Muralidhar	Shay Smith
Luke Cunningham	Jack Nuttall	Robert Thompson
Adam Curtis	Gerry Penford	David Twigg
Rory Jones	Luke Piper	Harry Williams
Tim McGoldrick	George Robinson	Darryn Williamson
Adam McMaster	Grant Ross	Tristen Zintl

---

Over the course of the season, we coerced, arm-twisted and cajoled many friends to fill in for teams that were short. We hope that many of them will join the club this summer and become full season sub-paying members. We thank you for helping out, often at the last moment.

## Members Who Have Left

Due to a variety of reasons the club experienced quite an exodus of players from the ranks of all our teams prior to the start of the season. Not surprisingly, the earthquakes were the major cause of increased player movement with upwards of 40 players moving on. Eight went to other parts of the country for work or study, 11 overseas to Australia or the UK (either for an OE or returning home), four transferred to other clubs while the Cavaliers men's team disbanded. Eight players remain in the area but are unavailable due to work or other commitments on Saturdays, though a couple fill in every now and then.

Those to disappear included:

---

Duncan Anderson	Justin Gourlie	Hayden Pipe
Bryce Ashman	Matthew Hall	Ben Raine
William Axup	Jitendra Hirani	Richard Reed
Chris Blackmore	Nick Horwood	Lloyd Richardson
Angus Bruce	Peter Hughes	Jared Roberts
Greg Buckley	Daniel King	Michael Robertshaw
Michael Cameron	Matt Lawson	Tom Robertson
Craig Coffey	Angus McLean	Sajid Sayed
Jonathan Collins	William Mills	Ross Shapley
Kyran Dill	Craig Moore	Patrick Sullivan
Anurag Diwakar	Daniel Mudgway	Perry Vogel
Ross Falconer	Mat Munro	Greg Wadsworth
Regan Fielding	Anthony O'Connor	Kade Wallis
Simon George	Michael Parlane	

---

We hope you enjoyed your time with the club and you are more than welcome back at any time if you return to town or your current situation should change.

## Team Summaries:

Premier - captained by Aaron Johnstone. This side set a marker for all other sides to follow this season. After a bumpy beginning in the one-day competition they evolved into a dominant force for the remainder of the season, extending into April. Specialists in must-win games, they forced their way into the last semi-final spot and knocked off the top two qualifiers to secure the trophy.

Their two-day campaign suffered only one small hiccup - a six-run defeat - and though the title was still up for grabs come the final day, the authority with which the team controlled their own destiny only one outcome ever seemed likely.

The Premier two-day/one-day double was completed by Saints for the fourth time (the previous one coming in 2008/09). By comparison, the feat has only been performed a total of three times by any of the other clubs combined, such is the significance of this achievement. But for some inopportune rain and a single poor result this side could have completed an unprecedented Premier treble, in the end they were forced to settle for the runners-up gong in the Twenty20s.

Under Aaron's stewardship the team has secured seven pieces of silverware in the last five seasons, a fine model of success. This has come on the back of a notable improvement in the run production from the top order while the bowling unit has hunted as a pack (five bowlers took 25 or more wickets at an average of under 20).

Their long season was capped off with a bittersweet finale as they continued to ride the wave of success all the way through the round-robin stages of the National Club Championships in Auckland. Sadly, after sweeping aside all the top one-day sides from the other regions of the country they stumbled in the last, biggest, game of them all. However, with the vast majority of this side likely to remain together, expect to see more great things from them in 2012/13.

2A Grade - captained by Dan Johnston. This team's season evolved in stark contrast to that of the Premiers'. Two wins in the first three weeks (including an outlandish 287-run victory over a sub-standard Sydenham side on the opening day) flattered to deceive. A long downward curve followed and included a number of batting collapses that would make the Black Caps proud.

Slowly but steadily they began to find their feet and developed into a tighter-knit unit with a greater understanding and surety in their individual and collective roles. The effect of their off-field bonding should not be underestimated in this regard.

The win-loss columns don't necessarily show this, as at first it was more a case of improving from suffering comprehensive losses to at least getting themselves into "what-might-have-been" scenarios. However, there were potted successes and their mid-table finishes in the Twenty20 and two-day competitions were deserved reward for sticking at the task at hand.

A third of the players got a taste of Premier cricket and with a further injection of capable players next season - hopefully augmented with greater depth created by the presence of a 2B team - it hints that more positive results are on the horizon.



3A Grade - captained by Tony Falloon. The perennial high achievers showed a few signs of creakiness this year - sadly Father Time waits for no man - but such is their class they still came within a whisker of claiming an umpteenth title.

The team suffered uncharacteristic losing streaks of four and three games, which was normally as many defeats as they'd suffer across entire seasons in years past.

Playing in the largest grade (14 teams) they needed to be in the top six at the mid-season cut-off in order to be playing for the main title. Despite a slump at precisely the wrong time they held on to reach the top section in this highly competitive grade - just three wins separated first place from 11th at that point.

Though they drifted a little off the pace they still reached the semi-finals and duly dispatched Marist-Harewood. However, their bogey side the Predators prevailed for the fourth time in five encounters in the final.

With rumours of the odd retirement or two on the horizon it will be interesting to see what shape and direction this side takes next season. Their supreme ability to replenish their stocks with a fine assortment of talent will be tested to the utmost.

4A Grade - captained by Dan Stribling. The Boundary Riders are nothing if not consistent. In their third season with the club this likely bunch of lads have always threatened to take their grade by storm only to slip back into the middle of the pack, always thwarted by a New Brighton team or two.

After 10-8 and 8-8 seasons it is no surprise that they ended up 10-10 this season. Their consistency from week to week though more resembled a game of roulette - as they never managed a streak of more than two wins or losses in a row all season.

They were somewhat unfortunate to have two games against the clear-cut bottom side washed out, otherwise they would have fancied their chances of finishing closer to second than their eventual fourth.

A little rebuilding of this side will be required for next season but one hopes that they can acquire that elusive X-factor which turns them into a dominant force along the way.

It was another solid showing on the social front from these lads, most memorably on the night of the Christmas party as their Zulu warriors braved the cold to put the lax efforts from the rest of the club to shame.

4B Grade - captained by Mark Reid and Jason McKey. This side took until the first week of December to post their first win of the competition and it was a struggle for these guys at times.

On a number of occasions the team gained the services of the odd battle-hardened warrior from the grades above them. Towards the middle to latter part of the season they also picked up some promising new members who we hope to retain for next season.

With work commitments dragging Mark away mid-season, "Sooty" ably stepped into his shoes to assume the organising role for the team ... and cheekily revelled in giving me grief at every opportunity!

A fine hat-trick of wins in January, including one over the eventual grade winners, and the batting of the evergreen Matt Sutherland were the highlights of the season.

President's Grade - captained by Pierre Flavell. This team has had an uncanny knack of starting slowly before going on a hot run of form and this season was no different.

After opening up with four straight losses they caught up to the peloton with eight wins on the trot. This was no mean feat in a season broken up by numerous byes, washouts, defaults and lay-days.

Sadly a couple of close losses to the top sides put paid to any remote hope of finishing any higher than a share of third, but it was a creditable comeback all the same.

The side supported the club well and added to the atmosphere by frequently inviting the opposition team up to the pavilion for a post-match beverage.

## **Representative Players**

Despite much success at Premier level it was the second year in a row the men's side of the club lacked Canterbury first-class representation. Congratulations to the following players who were selected in CCA representative sides:

---

**Canterbury 'A':** Greg Dawson, Matt Holstein

---

Tim McGoldrick also represented the Christ's College side which finished runners-up at the Gillette Cup National Secondary Schoolboys Championship at Lincoln.

## CCA Men's Club Cricket Player of the Year

Top 10:			Points
<b>1st</b>	Ben Rapson	(Sydenham)	1234
<b>2nd</b>	Keryn Ambler	(Lancaster Park Woolston)	984
<b>3rd</b>	Gerry Penford	(St Albans)	967
<b>4th</b>	Michael Davidson	(St Albans)	966
<b>5th</b>	Jason Pawson	(East Christchurch Shirley)	925
<b>6th</b>	Sean Heather	(Sydenham)	922
<b>7th</b>	Matt McEwan	(Old Boys Collegians)	916
<b>8th</b>	Mark Harding	(Burnside West University)	809
<b>9th</b>	Sam Noster	(Burnside West University)	792
<b>10th</b>	James O'Gorman	(St Albans)	768

### *Other St Albans players:*

Greg Dawson 714, Ben Langrope 596, George Earl 526, Aaron Johnstone 491, Matt Holstein 449, James Richards 428, David Twigg 345, Luke Piper 162, Chris McGoldrick 105, Ben Brady 82, Scott MacGibbon 20, Abishek Muralidhar 14, George Buchanan-Smith 13, Jack Nuttall 10, Justin Gourlie 5, Jeremy Clayton 0, Karl Josephs 0.

My thanks to Alan Jamieson who assisted by doing plenty of leg-work; to all the captains whose ever-changing needs were hopefully fulfilled as satisfactorily as possible; and to all the players for their patience and understanding as the playing field often shifted on them (sometimes literally!).

It has been an exhausting and challenging six months, one which tested the true character of the club. I am happy to say that, for the most part, it was positive and pragmatic. As Disraeli said, there is no education like adversity. We must now, as ever, look onwards and upwards and use any lessons we have learned to grow stronger.

The new season beckons and it is poised to be a pivotal one in the overall development of the men's club at St Albans. You can do your bit if you can get any friends, relatives or work colleagues who are capable players to sign up. I look forward to seeing you all again come October, around the grounds or at the pavilion for a beverage or two afterwards.

**Duane Pettet**

## **Women's Club Captain's Report**

---

After being approached by Alan Jamieson one week into the season I decided to take on the position of women's club captain. It immediately became very clear that women's cricket had changed significantly at club level in the past few years.

Unfortunately, this was the first year that St Albans were unable to field a Premier women's team in its history. There were several reasons for this, chiefly that with fewer women playing cricket it meant that when the representative programme kicked in mid-season the team wouldn't have enough players to field a side.

As a result of this quandary the decision was taken by the club, in conjunction with the Canterbury Cricket Association, to form a Canterbury Development XI team. The available St Albans Premier players formed the nucleus of this outfit, supplemented by a rotation of guest players from each of the other three competing clubs. This arrangement ensured the Premier grade avoided becoming an awkward three-team competition with a bye and only one game being played each week.

One positive development on the women's side of the club this season was the re-introduction of the Social Twenty20 women's side, which had disbanded a few weeks into the start of last season due to a lack of numbers. With only a handful of the old regulars available it was down to Amy "Mush" Turner to step down from her role in the Premier setup and rebuild this side virtually from scratch.

The recruitment drive began a few months before the season started in order to ensure enough new players joined to be able to field a side each week. It was awesome to see a number of past Saints members return to the club and play for this team.

Though the side had a mixed season results-wise, finishing third out of five teams, there were nonetheless some outstanding individual performances. As always, this team put plenty of emphasis on the social side of things. Their games were usually finished by 5pm - before most other teams - which gave them ample time to head back to the pavilion for a cheeky \$2.50 wine or two ... sometimes these refresher sessions lasted until the wee hours of Sunday morning! Their special contribution to the club's social scene was duly acknowledged by the committee. I look forward to bigger and better things from the girls next season.

The junior girls' section of the club had a stellar season. There is some great talent amongst these girls and the future of Saints women's cricket stands in good stead as we look to rebuild from the ground up in coming seasons.

The Division 2 women's team had a fantastic season. These girls won their competition by a nose but their run down the home straight was extremely impressive after getting off to a sluggish start. Many individuals stood up through the year, in particular Kate van Beurten, who won the club's young female player of the year award for her consistent all-round efforts.

The combined St Albans/Cathedral Grammar Year 7 and 8 team also won their competition. The girls' Super 8s team also had a great season with some good results.

The junior section of the club is organised by Barry van Beurten. I cannot thank Barry enough for the tremendous amount of time and energy he puts into this. He oversees both the Division 2 women and the Year 5 and 6 girls and also spends time facilitating one-on-one coaching sessions.

His vision of a club academy for girls got off to a bright start in its fledgling days. He also made a number trips to Mid Canterbury to help try and grow the women's section of the club. Without all of Barry's efforts the St Albans women's sections simply wouldn't exist.

## **New Members**

This last season has been a strange one with regards those that played in the various women's teams. We are finding that more and more players are what we might call permanent "fillers" or late notice call-ups.

We do need to get back to registering all players at the beginning of the summer and get more girls playing the full season. We are a team sport and need players to fill teams on a six-month basis.

Those that joined the adult side of the club prior to or during the season included:

---

Kelsey Ashworth  
Jayne Beattie  
Nicola Blue

Telana Cloete  
Anna Combrink  
Christine Kane

Ashley Soper  
Kate Stiven

---

## Members Who Have Left

Those that decided to relinquish the reins and either stop playing permanently or just for a season or two included:

---

Amber Boyce	Holly Luxton-Russell	Rachel Sloan
Angela Coyle	Alita Penner	Cassie Stewart
Sarah English	Dennise Robinson	Amanda Tahere
Tessa Hopkinson	Melissa Sloan	Faye Tahere

---

Some of these girls also decided to try other clubs. Such is loyalty, when clubs are facing difficult circumstances. As usual, we would always welcome back anyone who has played for the club and has left for unhappy reasons.

## Representative Players

During the season a large number of St Albans players were picked to play for various representative teams. Congratulations to all of those named:

---

**New Zealand:** Kelly Anderson\*, Janet Brehaut\*,  
Amy Satterthwaite\*, Lea Tahuhu\*

**NZ Emerging Players:** Janet Brehaut\*, Meg Kendal\*

**Canterbury:** Amy Satterthwaite\* (captain), Kelly Anderson\*,  
Janet Brehaut\*, Meg Kendal\*, Lea Tahuhu\*

**Otago:** Kate Stiven\*

**Canterbury U21:** Natalie Cox\*

**Otago U21:** Kate Stiven\*

**Canty Secondary Schoolgirls:** Natalie Cox\*

**Christchurch Metro U17:** Celine Cotton, Natalie Cox\*

**Canterbury U15 'A':** Katie Morris, Kate van Beurten

**Canterbury U15 'B':** Celine Cotton

**Christchurch Metro U15 Black:** Celine Cotton, Carissa Gillies, Sophie Oldershaw

**Christchurch Metro U15 Red:** Katie Morris, Gabrielle Sullivan, Kate van Beurten

**Christchurch U14 'A' (Yr 7/8):** Gabrielle Sullivan

**Christchurch U14 'B' (Yr 7/8):** Georgia Doyle, Megan Gray

**Christchurch U12 (Yr 5/6):** Caitlin Davidson, Emily Stewart,  
Paige van Beurten

---

\* Players are registered members of the St Albans Cricket Club though appeared under the banner of the Canterbury Development XI team taking part in the 2011/12 CCA Premier women's competition.

Sophie Oldershaw was also a non-travelling reserve for the Canterbury Under-15 'A' team.

### **CCA Women's Club Cricket Player of the Year**

<b>Top 10:</b>			Points
<b>1st</b>	Frances Mackay	(LP Woolston-Sydenham)	501
<b>2nd</b>	Amy Satterthwaite	(Canterbury Development XI)	465
<b>3rd</b>	Meg Kendal	(Canterbury Development XI)	284
<b>4th</b>	Mandie Godliman	(Old Boys Collegians-Country)	211
<b>5th</b>	Sara McGlashan	(East Christchurch Shirley)	199
<b>6th</b>	Hayley Jensen	(East Christchurch Shirley)	180
<b>7th</b>	Michelle Mitchell	(Old Boys Collegians-Country)	158
<b>8th</b>	Natalie Cox	(Canterbury Development XI)	157
<b>9th</b>	Morna Nielsen	(East Christchurch Shirley)	148
<b>10th</b>	Lisa Moore	(LP Woolston-Sydenham)	138

Planning has also well and truly begun for next season. There have been several strategy meetings with committee members, coaches and senior players to discuss ways to ensure St Albans returns to being one of the strongest women's cricket clubs in the country.

Personally, I would like to thank you all for all the encouragement, assistance, laughs and friendship you have given me over the last season - it has definitely made the role a lot easier.

I look forward to seeing you all back next year for a very special and successful season at Saints. Also to anyone reading this, if your friend, sister, wife or girlfriend wants to play cricket please bring them along!

**Nicola Blue**

## **Top Individual Performances**

---

The 2011/12 season mirrored the previous year as notable batting performances were abundant while big wicket hauls were thin on the ground. The same number of centuries (13) were scored as in 2010/11 but remarkably only a single six-wicket haul was taken. This was one fewer than last year's paltry earthquake-affected tally, even despite there being up to six extra playing days (albeit with two fewer teams).

The top bowling performance, though, was a record-breaking effort. Michael Davidson's 9-58 is the second-best Premier men's figures in the 107-year history of St Albans cricket, only being bettered by Brett Harrison's 9-12 in a one-dayer against Marist in 1986/87. The previous club two-day record was Les Watson's 8-31 in 1978/79. His match figures of 13-111 are only bettered by Ted Mulcock's two 15-wicket hauls in the 1930s. It is his fourth six-wicket bag for the club, knocking off his prior best of 6-14 taken way back in 2000/01. They are also the best figures by any Saint since Dan Hutchinson took 9-15 for the sixth grade men in 2005/06 and just the eighth nine-for in the last four decades.

There was one other six-wicket bag taken, but not until after the local season ended. In April, at the National Club Championships in Auckland, Matt Holstein took 6-30 against eventual tournament winners Takapuna.

A rare feat from last season was repeated when a pair of batting partners each posted opening day centuries. This year it was Abishek Muralidhar and Karl Josephs putting on an opening stand of 225 for the 2A men against Sydenham on Hagley 4. Ironically this pair also ended up sharing the club's Most Ducks Cup at the end of the year too! Josephs' season was one of feast or famine as he added a second ton in January, with both innings easily surpassing his previous Saints best of 55.

Besides Josephs, two other players also reached three-figures twice during the season, matching last year's total of three twin-centurions. Amazingly, Mark Hampton appears in both groups. After finishing 2010/11 with back-to-back hundreds he had the opportunity to match John Coffey's unique feat of scoring three unbeaten centuries in a row for President's grade in 1982/83. Though Hampton fell well short in his first dig of the year (scoring eight against Old Boys Collegians) he did score a pair of tons in the space of four innings immediately after Christmas. The second of these - 125 against Marist-Harewood - was surprisingly enough to claim the No. 1 position. This is the lowest score to top the charts since Jonathan Horne's 116 not out for third grade was the best in 1988/89. Club professional Gerry Penford was the other player to score two centuries in the season, including one which took just 42 balls.



Six players added to their previous tally of hundreds for the club, namely Mark Hampton (ninth and 10th), Matt Sutherland (eighth), Michael Davidson (sixth), Pierre Flavell (fifth), Jonathan Price and James O’Gorman (second).

The foremost all-round performance of the season was Pierre Flavell’s 92 and 4-32 against Sumner in President’s grade. Five batsmen passed fifty in each innings of a two-dayer, namely Gerry Penford and Karl Josephs (both included a century), Rory Jones, Abishek Muralidhar and Ben Brady. Matt Sutherland had a fantastic run of seven fifties in nine innings (including five in a row), while not far behind were Mark Hampton with six in 10 and Jonathan Price with five in six.

Premier batsman James Richards was the sole unlucky member of the 99 club, falling short of his maiden century for the club against Lancaster Park Woolston. Jonathan Price ended up two shy of a ton as he ran out of runs to score when the President’s grade men chased down a moderate target against Burnside West University.

For the first time in five seasons no Saints player took a hat-trick.

<b>Batting:</b>		<b>Grade</b>	<b>Opposition</b>	<b>Date</b>
Mark Hampton	125	President’s Men	v Mar-Hare	11/02/12
James O’Gorman	118*	Premier Men	v Ricc	17/03/12
Karl Josephs	117	2A Men	v LPW	28/01/12
Gerry Penford	117	Premier Men	v LPW	28/01/12
Jeremy Cumming	112	4A Men	v MP	21/01/12
Mark Hampton	111	President’s Men	v Mar-Hare	14/01/12
Matt Sutherland	110	4B Men	v Riverside Bar	10/03/12
Jonathan Price	108	President’s Men	v Sum	17/03/12
Abishek Muralidhar	107	2A Men	v Syd	01/10/11
Gerry Penford	107	Premier Men	v Mar-Hare	24/03/12
Pierre Flavell	105*	President’s Men	v OBC	15/10/11
Michael Davidson	105	Premier Men	v Syd	10/12/11
Karl Josephs	104	2A Men	v Syd	01/10/11

<b>Bowling:</b>		<b>Grade</b>	<b>Opposition</b>	<b>Date</b>
Michael Davidson	9-58	Premier Men	v OBC	14/01/12

# **St Albans Awards Winners, 2011/12**

---

## **Most Ducks Cup:**

Adam Curtis (4B Men), Karl Josephs (Premier/2A Men), Abishek Muralidhar (2A Men) and Darryn Williamson (4B Men) - 5 ducks

## **Most Sixes Crown:**

Dan Johnston (2A Men) - 26 sixes

## **Most Economical Twenty20/One-day Bowling Figures:**

4 overs: Karl Josephs (2A Men) - 4-0-12-2

5 overs: Mel Cormick (T20 Women) - 5-1-8-0

8 overs: Graeme White (3A Men) - 8-4-7-2

10 overs: Matt Holstein (Premier Men) - 10-3-21-0

## **Most Runs Scored Off An Over (by a batsman):**

Gerry Penford (Premier Men) - 28 runs

## **Most Runs Conceded Off An Over (by a bowler):**

Josh van Lier (4B Men) - 26 runs

## **Best All-rounders:**

Men (morning): Michael Davidson (Premier Men) - 453 runs and 43 wickets

Men (afternoon): Pierre Flavell (3A/President's Men) - 541 runs and 23 wickets

Women: Kate van Beurten (Div 2 Women) - 286 runs and 10 wickets

Keeper: Jonathan Price (3A/President's Men) - 626 runs and 17 dismissals

## **Rod McCurdy Award**

**(for faux pas, cricketing misdemeanours, peccadilloes and violations of cricketing etiquette, skill and social acceptability):**

Andy Murray

## **Gunna Award**

**(for claiming they were 'gunna do this' and 'gunna do that' often during the season):**

Tony Falloon

## **Best After-match Speech Award:**

Tony Falloon

## **Personality of the Year:**

Aaron Johnstone

## **Noel Love Memorial Trophy**

**(for the older St Albans member who shows outstanding enthusiasm, dedication, camaraderie and social interaction, both on and off the field):**

Murray Griffin

## **Supporter of the Year:**

Paul O'Gorman

## **Peers Cup**

**(club member contributing most on and off the field):**

Barry van Beurten

**Zin Harris Memorial Cup**  
**(young male player of the year):**  
Ben Brady (Premier/2A Men)

**Kim Jamieson Memorial Cup**  
**(young female player of the year):**  
Kate van Beurten (Div 2 Women)

**Fielder of the Year Award**  
**(most catches by a non-wicket-keeper):**  
James O’Gorman - 15 catches

**Daygo Award**  
**(most afternoon grade wicket-keeping dismissals):**  
Jonathan Price (3A/President’s Men) - 17 dismissals

**Frank O’Brien Memorial Cup**  
**(most runs in one grade):**  
Greg Dawson (Premier Men) - 733 runs

**Cyril Crawford Memorial Cup**  
**(most runs in any grade):**  
Greg Dawson (Premier Men) - 733 runs

**Tom Burtt Memorial Cup**  
**(most wickets in one grade):**  
Michael Davidson (Premier Men) - 43 wickets

**Don Sandman Memorial Cup**  
**(most wickets in any grade):**  
Michael Davidson (Premier Men) - 43 wickets

**Bob Webb Memorial Cup**  
**(most wicket-keeping dismissals in one grade):**  
Aaron Johnstone (Premier Men) - 39 dismissals

**Team Players of the Year:**  
Premier Men: Michael Davidson  
2A Men: Dan Johnston  
3A Men: Murray Griffin  
4A Men: Jonathan Hamilton  
4B Men: Matt Sutherland  
President’s Men: Mark Hampton  
Div 2 Women: Kate van Beurten  
T20 Women: Amy Turner

**Club Player of the Year:**  
Michael Davidson

# CCA Awards Winners, 2011/12

---

## *Grade winners:*

Premier Men - One-day competition  
Premier Men - Two-day competition  
Division 2 Women - Phyl Blackler Memorial Trophy

## *also:*

Premier Women (Canterbury Development XI) - One-day competition  
Year 7/8 Girls (combined with Cathedral Grammar) - pre-Christmas competition  
Year 7/8 Girls (combined with Cathedral Grammar) - New Year competition  
Year 7/8 Girls (combined with Cathedral Grammar) - Tiffen Shield holders

## *Club cricket awards:*

### **Sportsmanship Trophy for Batting:**

Greg Dawson (shared with Mark Harding of Burnside West University)

### **Chattel Hayes Memorial Trophy**

**(awarded to the wicket-keeper making the most dismissals in the men's Premier two-day Trophy competition):**

Aaron Johnstone - 17 dismissals

### **Men's Club Cricket Team of the Year**

**(selections based on performances in the one-day and two-day competitions):**

Aaron Johnstone (captain)  
Michael Davidson  
Greg Dawson  
Gerry Penford

### **Felton Trophy**

**(awarded to the player taking the most wickets in the women's Premier one-day Cup competition):**

Amy Satterthwaite\*

## *Representative awards:*

### **Canterbury Magicians Bowler of the Year:**


Amy Satterthwaite\*

### **Special Presentation for New Zealand White Ferns debut:**

Janet Brehaut\*

\* Players are registered members of the St Albans Cricket Club though appeared under the banner of the Canterbury Development XI team taking part in the 2011/12 CCA Premier women's competition.

# TEAM REPORTS



# Final Men's Competition Points

## Premier Trophy (two-day)

St Albans	98.05
East Christchurch Shirley	90.16
Burnside West University	81.85
Old Boys Collegians	70.32
Sydenham	67.77
Riccarton	59.08
Marist-Harewood	49.70
Lancaster Park Woolston	35.47

## Premier Cup (one-day)

Canterbury Country	42
Canterbury Under-20s	37
Sydenham	30
St Albans	29
Burnside West University	28
Lancaster Park Woolston	22
Riccarton	22
Marist-Harewood	20
Old Boys Collegians	18
East Christchurch Shirley	8

Semi-final: **St Albans beat Canterbury Country**

Semi-final: Canterbury Under-20s beat Sydenham

Final: **St Albans beat Canterbury Under-20s**

## Premier Twenty20

Lancaster Park Woolston	26
St Albans	21
Sydenham	16
Burnside West University	16
Riccarton	16
East Christchurch Shirley	16
Marist-Harewood	11
Old Boys Collegians	6

## 2A Grade Trophy (two-day)

Riccarton	104.86
Old Boys Collegians	101.11
East Christchurch Shirley	96.45
Burnside West University	77.86
St Albans	55.89
Lancaster Park Woolston	51.97
Marist-Harewood	41.94
Sydenham	34.96

## 2A Grade Cup (one-day)

Riccarton	32
Marist-Harewood	27
Old Boys Collegians	25
Lancaster Park Woolston	23
Burnside West University	17
East Christchurch Shirley	17
St Albans	14
Sydenham	3

Semi-final: Riccarton beat Lancaster Park Woolston

Semi-final: Old Boys Colls beat Marist-Harewood

Final: Old Boys Collegians beat Riccarton

## 2A Grade Twenty20

Old Boys Collegians	31
East Christchurch Shirley	26
Marist-Harewood	21
Burnside West University	16
Lancaster Park Woolston	16
St Albans	11
Riccarton	11
Sydenham	11

Final: Old Boys Collegians beat East Chch Shirley

5th Place Playoff: **St Albans beat LP Woolston**

**3A Grade - Section 1 (Top 6)**

Predators	85
Marist-Harewood	75
St Albans	65
Merivale-Papanui Identity Signs	65
Richmond	60
Old Boys Collegians Team Boon	60

Semi-final: Predators beat MP Identity Signs

Semi-final: **St Albans beat Marist-Harewood**

Final: **Predators beat St Albans**

5th Place Playoff: Richmond beat OBC Team Boon

**3A Grade - Section 2 (Bottom 8)**

OBC Cavaliers 67, ES 57, Horn 57, Syd 57,  
Hals 47, Sum 32, Add 32, Ricc 17

**3A Grade - Round Robin**

Predators 47, Mar-Hare 42, **St A 42**, Rich 42,  
MP Identity Signs 42, OBC Team Boon 42,  
Syd Suddenly 37, ES 37, OBC Cavaliers 37,  
Hals 32, Horn 32, Add 22, Sum 17, Ricc 12

**4A Grade**

Number 4 Experience	100
New Brighton Gold	75
New Brighton Black	70
St Albans	60
Merivale-Papanui TE Connectivity	45
Hornby	22

**President's Grade**

*-East Christchurch Shirley Gold	85
Lancaster Park Woolston	75
St Albans	55
Burnside West University	55
Old Boys Collegians	55
Sydenham Cardinals	53
Hornby	35
Marist-Harewood	30
East Christchurch Shirley Blue	30
Sydenham Hospital	30
Sumner	18

**PETERSEN SHIELD**

Riccarton	6.98
East Christchurch Shirley	6.53
St Albans	6.13
Burnside West University	6.04
Marist-Harewood	5.66
Old Boys Collegians	5.51
Lancaster Park Woolston	5.48
Sydenham	4.76

**3A Grade - Section 2 (Middle 4)**

East Christchurch Shirley	70
Old Boys Collegians Cavaliers	70
Hornby	65
Sydenham Suddenly	65

Semi-final: East Chch Shirley beat Syd Suddenly

Semi-final: Hornby beat Old Boys Colls Cavaliers

Final: ES beat Hornby (abandoned, count-back)

3rd Place Playoff: OBC Cavaliers bt Syd Suddenly

**3A Grade - Section 2 (Bottom 4)**

Halswell	55
Sumner	40
Addington	35
Riccarton	27

Plate Semi-final: Riccarton beat Halswell

Plate Semi-final: Sumner beat Addington

Plate Final: Riccarton beat Sumner

Plate 3rd Place Playoff: Addington beat Halswell

**4B Grade**

City Eagles	100
Merivale-Papanui Little Brown Jug	80
Rob Roys	70
Riverside Bar	60
St Albans	40
Richmond	35

\* - denotes the current holder of the  
Graham Frampton Challenge Cup

x - denotes withdrawn during  
the season by its club

**HADLEE TROPHY (two-day only)**

East Christchurch Shirley	397
Burnside West University	381
Riccarton	375
St Albans	370
Marist-Harewood	364
Sydenham	353
Lancaster Park Woolston	304
Old Boys Collegians	296

## Premier Men

---

	P	W	L	D/T/NR	Place
<b>Two-day:</b>	7	4	1	2	1st (8)
<b>One-day:</b>	9	6	3	0	1st (10)
<b>Twenty20:</b>	4	3	1	0	2nd (8)
<b>Total:</b>	20	13	5	2	

### One-day Cup

The 2011/12 season looked set to be a challenging one. With the loss of a few strike bowlers and a number of well-performed 2A players our depth was always going to be strongly tested. Despite this, we had a core group returning and looked a decent chance of picking up some silverware. We also welcomed new additions to the team in the form of David Twigg from Wellington; returning ex-Premier player Luke Piper; and club professional Gerry Penford, who all performed well both on and off the field!

Early season had traditionally been problematic for Saints and with just 122 posted against rivals Riccarton in our opening match it looked like a familiar story was unfolding. With a special performance needed to extract ourselves from this one Matt Holstein took 4-13 to spearhead a fine all-round team bowling effort and we eventually got home by 13 runs.

Two washouts and a heavy defeat to our bogey team Canterbury Country followed. The next game against Burnside West University was a painful one. Chasing only 169 we were cruising along thanks to Greg Dawson's 55 so we decided to chase the bonus point for winning inside 40 overs, only for things to go pear-shaped and we were suddenly bundled out for 163.

This early season stutter left us in a position where we virtually needed a perfect run home to qualify for the semi-finals. A comfortable win over Old Boys Collegians on the back of 4-17 from Ben Langrope and 90 not out by Dawson was followed by a frustrating one-run loss to the Canterbury Under-20 team despite another four-wicket Langrope haul.

Now needing to win both our last two round-robin matches and hope another result or two went our way we duly saw off the challenges of Marist-Harewood (with Dawson just shy of a century again) and East Christchurch Shirley. Chasing 192 against the latter yet another Dawson half-century was supported by a quick-fire 42 from Penford to see us scramble to the bonus point win we desperately needed with a ball to spare. Burnside helped us out by losing their final game, which enabled us to sneak into the last semi-final spot by a single point.



Facing a formidable Canterbury Country line-up in the semi-final we got off to a fair start thanks to David Twigg's tight 10-over spell of 2-28. However, we struggled to capitalise thereafter and were set 223 to claim a spot in the final. An early loss brought together James O'Gorman and James Richards, who combined for a 122-run partnership before Richards was dismissed for 65 angry runs. O'Gorman continued on as the mainstay of the innings before unfortunately being run out for 92. Piper smashed consecutive sixes to secure victory with eight balls to spare.

Though now guaranteed a spot in the national club champs we were determined to claim the title outright against the Canterbury Under-20s, a team we have struggled against. The team turned the screws in the field as twin spinners Holstein and Earl took 5-59 off their combined 20 overs as we held them to just 167. A third-wicket partnership of 113 between O'Gorman (70 not out) and Penford (52) meant the outcome was never in doubt and we cruised to victory with nearly 15 overs to spare. A month-long period of exquisite batting and strong bowling performances had culminated in the first piece of silverware in the cabinet before Christmas.

## **Twenty20 Trophy**

The Twenty20 competition format was altered from the traditional Show Weekend tournament this season. Instead, it was to be a straight round-robin sans a final, with the highest-placed team taking the title. The first two games were rained out, making it a rather condensed competition and meant a single slip-up would be terminal for any side's title chances.

Unfortunately, we lost our first game against LPW. Even subsequent crushing victories over East Shirley, Burnside and Riccarton were only good enough to secure second place overall as LPW went through their four games unbeaten. The most notable individual performance was that of Dan Johnston taking 4-18 on Premier debut against Burnside.

## **Two-day Trophy**

The two-day title is always the most sought-after each year and we got off to a good start with 284/7 against Sydenham thanks to Michael Davidson's 105 and Langrope's unbeaten 64. We were well-placed for outright points with Sydenham struggling at 107/5 but a second day washout spoiled that, ruining an opportunity to grab an early break on the field.

The second match was remarkable not just for the result but the individual performances too. Davidson bowled extremely well to take 9-58 against OBC, only the second nine-wicket haul in St Albans Premier men's history. He continued this form with four second-innings wickets for a superb match haul of 13-111. Unfortunately, despite gaining first innings points, we were unable to capitalize and fell seven runs short of the outright.

In the next match LPW posted a decent 205 and with an hour to play on day one we required 60 runs to gain first innings points. Sixty minutes later Penford and Richards walked off the field with us a hardly believable 104 runs ahead. Richards was tantalisingly left 99 not out and Penford had scored an electrifying 102 off just 42 balls, including seven massive sixes. The next week didn't start so well with Richards chasing a wide one first up only to nick out and miss his maiden Premier ton. We eventually declared on 362/4 before rolling Park for just 87 to wrap up a comprehensive innings victory with Earl taking 4-35.

The game against East Shirley was a low-scoring affair as we only managed 121 before knocking over Easts for just 81, thanks to four-wicket hauls from Penford and Davidson. We managed to get through to 201 in our second turn at bat. With Easts confidently cruising towards victory, needing just 45 with six wickets in hand, the team put the clamps on to spark a great post-tea turnaround. Easts collapsed to hand Saints a gutsy 18-run victory with Earl grabbing four wickets.

The match against Burnside came to naught thanks to a second-day washout after we were edged out of the points in a tight first-innings contest. We rumbled Riccarton for 96 on a green wicket thanks to four wickets from Twigg. However, in reply we could manage only 64, our lowest score in quite some time. It was harder slog in the second innings with their lower order resisting well to leave us a demanding target of 233. However, we made light work of it in the end thanks to a cracking maiden Premier ton from O'Gorman (118 not out).

Heading into the final match against Marist we were placed a very close second and had much to play for. It started well with Penford scoring his second century of the season as we made 225. Twigg then took four wickets to secure an 89-run lead. Penford (71 not out) was again in the runs on our way to declaring at 165/6 in the second dig. Knowing by this point if we bowled Marist out we would win the title, Davidson got stuck in with four wickets and Earl three to roll them for just 90 and takes the spoils with ample time to spare.

All in all it was another successful season and a huge effort to complete the double. Having won the two-day title three of the last four seasons - and only an earthquake halting our charge in the other - we are in the midst of a purple patch. With the nucleus of the side due back next season fingers are crossed that it can continue. The beauty of this season was the fact that it was a true team effort. Although the next page shows there were some great individual statistics, at some point in the season everyone stood up and won us at least one game.

**Aaron Johnstone**

# Premier Men Two-day Averages, 2011/12

	Mat	Inn	NO	HS	Runs	Ave	100	50	Ct	St	O	M	R	W	Ave	Best	4wi	5wi	SR	Econ
BN Brady	5	5	0	7	12	2.40	-	-	-	-	17.4	6	42	7	6.00	3-2	-	-	15.1	2.38
JR Clayton	1	0	-	-	-	-	-	-	-	-	-	-	-	-	-	-	-	-	-	-
MPF Davidson	7	8	1	105	241	34.43	1	1	2	-	112.5	25	327	28	11.68	9-58	3	1	24.2	2.90
GJ Dawson	7	11	0	77	267	24.27	-	1	3	-	2	0	8	0	-	-	-	-	-	4.00
GH Earl	7	7	1	24	91	15.17	-	-	6	-	106	30	290	17	17.06	4-35	2	-	37.4	2.74
JL Gourlie	1	1	1	5*	5	-	-	-	-	-	6	0	31	0	-	-	-	-	-	5.17
MP Holstein	7	7	0	29	66	9.43	-	-	4	-	135.1	45	272	18	15.11	4-31	1	-	45.1	2.01
AF Johnstone	7	7	1	8	22	3.67	-	-	16	1	-	-	-	-	-	-	-	-	-	-
NKW Josephs	1	1	0	0	0	0.00	-	-	-	-	-	-	-	-	-	-	-	-	-	-
BJ Langrope	6	8	2	64*	135	22.50	-	1	5	-	56.5	16	166	9	18.44	2-12	-	-	37.9	2.92
CP McGoldrick	5	7	2	40*	95	19.00	-	-	1	-	-	-	-	-	-	-	-	-	-	-
JS Nuttall	1	0	-	-	-	-	-	-	1	-	8	1	26	0	-	-	-	-	-	3.25
JPD O'Gorman	7	11	1	118*	279	27.90	1	-	8	-	33	12	83	7	11.86	3-19	-	-	28.3	2.52
GW Penford	7	11	1	117	486	48.60	2	2	4	-	55	12	167	8	20.88	4-14	1	-	41.3	3.04
LS Piper	3	4	1	27*	37	12.33	-	-	2	-	-	-	-	-	-	-	-	-	-	-
JM Richards	7	9	0	99	204	22.67	-	2	5	-	1	0	3	0	-	-	-	-	-	3.00
DD Twigg	6	6	3	39	87	29.00	-	-	2	-	82.4	25	206	14	14.71	4-14	2	-	35.4	2.49

Premier Men One-day Averages, 2011/12

	Mat	Inn	NO	HS	Runs	Ave	100	50	Ct	St	O	M	R	W	Ave	Best	4wi	5wi	SR	Econ
GA Buchanan-Smith	1	1	1	3*	3	-	-	-	1	-	3	0	23	0	-	-	-	-	-	7.67
MPF Davidson	9	9	2	30	135	19.29	-	-	4	-	63	4	241	10	24.10	3-16	-	-	37.8	3.83
GJ Dawson	9	9	1	95	377	47.13	-	4	4	-	-	-	-	-	-	-	-	-	-	-
GH Earl	9	7	1	26	65	10.83	-	-	2	-	64	3	261	12	21.75	3-31	-	-	32.0	4.08
MP Holstein	9	6	1	10	23	4.60	-	-	3	-	81.5	7	212	11	19.27	4-13	1	-	44.6	2.59
AF Johnstone	9	5	2	23	34	11.33	-	-	13	1	-	-	-	-	-	-	-	-	-	-
BJ Langrope	9	7	1	29	111	18.50	-	-	2	-	75.2	8	301	19	15.84	4-17	2	-	23.8	4.00
SW MacGibbon	1	0	-	-	-	-	-	-	1	-	6	1	28	1	28.00	1-28	-	-	36.0	4.67
A Muralidhar	1	1	0	4	4	4.00	-	-	1	-	-	-	-	-	-	-	-	-	-	-
JPD O’Gorman	9	9	1	92	239	29.88	-	2	5	-	-	-	-	-	-	-	-	-	-	-
GW Penford	9	9	0	52	181	20.11	-	1	2	-	49	3	182	6	30.33	2-17	-	-	49.0	3.71
LS Piper	8	7	1	39	95	15.83	-	-	1	-	-	-	-	-	-	-	-	-	-	-
JM Richards	9	8	1	65	124	17.71	-	1	3	-	15	0	62	2	31.00	1-27	-	-	45.0	4.13
DD Twigg	7	4	1	6	8	2.67	-	-	-	-	65.4	7	232	9	25.78	2-19	-	-	43.8	3.53

Premier Men Twenty20 Averages, 2011/12

	Mat	Inn	NO	HS	Runs	Ave	100	50	Ct	St	O	M	R	W	Ave	Best	4wi	5wi	SR	Econ
MPF Davidson	4	4	1	58	77	25.67	-	1	1	-	15	0	72	5	14.40	2-20	-	-	18.0	4.80
GJ Dawson	4	4	1	44*	89	29.67	-	-	1	-	-	-	-	-	-	-	-	-	-	-
GH Earl	4	4	1	42	96	32.00	-	-	2	-	2	0	17	0	-	-	-	-	-	8.50
MP Holstein	4	1	0	5	5	5.00	-	-	1	-	14	1	64	6	10.67	3-13	-	-	14.0	4.57
DD Johnston	2	1	1	0*	0	-	-	-	-	-	5	0	30	5	6.00	4-18	1	-	6.0	6.00
AF Johnstone	4	1	0	13	13	13.00	-	-	7	1	-	-	-	-	-	-	-	-	-	-
BJ Langrope	2	1	0	2	2	2.00	-	-	-	-	7	1	24	2	12.00	2-10	-	-	21.0	3.43
JS Nuttall	2	0	-	-	-	-	-	-	-	-	6	0	48	1	48.00	1-23	-	-	36.0	8.00
JPD O’Gorman	4	3	2	18*	27	27.00	-	-	2	-	5.1	0	25	3	8.33	3-6	-	-	10.3	4.84
GW Penford	4	2	0	12	18	9.00	-	-	2	-	11	1	54	2	27.00	1-8	-	-	33.0	4.91
LS Piper	4	2	0	39	43	21.50	-	-	1	-	-	-	-	-	-	-	-	-	-	-
JM Richards	4	1	0	2	2	2.00	-	-	-	-	1	0	13	0	-	-	-	-	-	13.00
DD Twigg	2	1	1	8*	8	-	-	-	-	-	7	0	30	2	15.00	2-17	-	-	21.0	4.29

Premier Men Twenty20 Career Averages

	Debut	Mat	Inn	NO	HS	Runs	Ave	100	50	Ct	St	O	M	R	W	Ave	Best	5wi	SR	Econ
MPF Davidson	2005/06	20	20	3	105*	430	25.29	1	1	5	-	70	4	351	26	13.50	3-18	-	16.2	5.01
GJ Dawson	2008/09	10	9	2	44*	94	13.43	-	-	1	-	-	-	-	-	-	-	-	-	-
GH Earl	2010/11	8	8	1	42	125	17.86	-	-	4	-	2	0	17	0	-	-	-	-	8.50
MP Holstein	2008/09	13	4	2	9	15	7.50	-	-	1	-	47	1	242	16	15.13	3-13	-	17.6	5.15
DD Johnston	2011/12	2	1	1	0*	0	-	-	-	-	-	5	0	30	5	6.00	4-18	-	6.0	6.00
AF Johnstone	2005/06	23	5	1	13	41	10.25	-	-	26	2	-	-	-	-	-	-	-	-	-
BJ Langrope	2005/06	19	16	5	40*	148	13.45	-	-	5	-	58	1	438	13	33.69	2-10	-	26.8	7.55
JS Nuttall	2011/12	2	0	-	-	-	-	-	-	-	-	6	0	48	1	48.00	1-23	-	36.0	8.00
JPD O’Gorman	2007/08	15	13	5	48*	125	15.63	-	-	8	-	5.1	0	25	3	8.33	3-6	-	10.3	4.84
GW Penford	2011/12	4	2	0	12	18	9.00	-	-	2	-	11	1	54	2	27.00	1-8	-	33.0	4.91
LS Piper	2006/07	10	8	0	39	124	15.50	-	-	3	-	12	0	56	6	9.33	3-13	-	12.0	4.67
JM Richards	2011/12	4	1	0	2	2	2.00	-	-	-	-	1	0	13	0	-	-	-	-	13.00
DD Twigg	2011/12	2	1	1	8*	8	-	-	-	-	-	7	0	30	2	15.00	2-17	-	21.0	4.29

## **2011/12 National Club Cricket Championships**

---

St Albans qualified for their fourth appearance at the National Club Cricket Championships held in Auckland on April 10-15 after winning the Christchurch metropolitan Premier men's one-day competition. In fact they had already booked their spot prior to the final as their opposition, the Canterbury Under-20s, were ineligible as they are a non-club side. It was a long time between drinks for Saints with their previous trip up north coming in 2005. They would have appeared in 2009 (after winning the 2007/08 CCA competition) but the qualification system for the Canterbury representative had been changed in the interim, meaning that year's winner (East Christchurch Shirley) went instead.

The team sought to go one better than the last time they played in the Cornwall Cricket Club-hosted tournament, when they lost in the final to the formidable Green Island side from Dunedin after an unbeaten lead-in. Twelve players were initially selected to travel up for the gruelling six games in as many days, with a late addition for the final.

The full team was: Aaron Johnstone (captain), Ben Brady, Michael Davidson, Greg Dawson, George Earl, Matt Holstein, Dan Johnston, Ben Langrope, Chris McGoldrick, James O'Gorman, Gerry Penford, James Richards, David Twigg and Dave Perry (manager/scorer).

The other clubs were: Takapuna (Auckland), Otumoetai Cadets (Northern Districts - Tauranga), United (Central Districts - Palmerston North), Eastern Suburbs (Wellington) and Taieri (Otago).

Four players had prior experience of the event (Johnstone, Davidson, Langrope and Twigg, who represented Hutt District from Wellington in 2009) and two of the opposition teams (Otumoetai and United) were also familiar from multiple previous encounters.

In the first game a smothering team bowling effort kept Taieri to a sub-par 183 on the postage stamp No. 3 ground. There were some nervous moments at 54/4 and 136/7 before the lower order briskly wiped off the remaining runs with minimal fuss and more than a dozen overs in hand.

Another fine collective bowling performance restricted Otumoetai to under 200 but the changeable Auckland weather proved to be a big obstacle. Showers stopped play with just four balls needed to be bowled for it to be considered a legitimate match with Saints sitting comfortably ahead of any adjusted target. The sky soon cleared for long enough to reach the 20-over minimum mark but the weather packed in for good 15 minutes later. Though Saints were declared victors, it ended up being

counting for naught. The relatively slower over rates of the other two matches meant they were still 12 and 16 balls short of being declared official games when everyone came off the park for the last time, meaning no results on the day counted.

Saints were asked to bat first by Takapuna after wet morning conditions delayed the start and reduced the game to a 43-over affair. McGoldrick and Dawson got the innings off to a bright and breezy start with an opening stand of 77 in 16 overs. A mini-collapse brought Penford and Langrope together for a dashing fourth-wicket partnership of 106 off just 98 balls. Penford's 55-ball knock of 79 included five sixes. Twigg was promoted for a dash in the latter stages, bashing 35 off 17 balls as 72 came off the final seven overs. Takapuna threatened for some time to overhaul the steep target of 271 but Holstein exerted such pressure that the last six wickets fell for 36 to wrap up an emphatic 90-run win. Holstein's 6-30 were the best figures by any bowler in the tournament.

The St Albans juggernaut kept chugging along as United were humbled for 141 with more than 15 overs left to bat. Though the Saints batsmen were also profligate with their wickets the runs were knocked off inside 33 overs. The result secured a spot in the final with a game to spare.

Though wary of dropping critical winning momentum, the team could afford to relax while every other side with a mathematical chance duked it out for the other final spot on the last day of the round-robin. A sloppy batting performance against Eastern Suburbs, partly saved by a belligerent 41 from Johnston, woke them from their slumber. Sharp direct-hit run outs by Holstein and Penford in the opening couple of overs kicked them back into gear. Earl capitalised with 4-44 as the over-aggressive Easts batsmen completely lost their way despite the required rate being well under three. The Easts tail-end resistance was snuffed out eight runs short with more than nine overs left unbowled.

The team therefore carried an exemplary record going into the big one against Takapuna but were carrying some signs of wear and tear as five straight days of cricket started to take its toll. A late decision was made to fly club player of the year Michael Davidson up on the morning of the final, having been unfortunately unavailable for the earlier games. Davidson had an immediate impact, nicking a couple out early to continue Saints' fine record of taking at least three wickets in the opening dozen overs of every match. However, Takapuna's great batting depth came to the fore and a stiff target of 239 was set for St Albans to be crowned champions. There was some promise at 33/0 in the ninth over but that was as good as things got as Takapuna's bowlers put the clamps on and Saints' challenge quickly dissolved. A steady stream of wickets led to an ignominious end at 97 in just the 29th over.

The result was eerily reminiscent of the club's 2005 campaign and left an empty feeling in the squad after such an impressive lead-up. Despite the flat ending there were many positives to be drawn. Matt Holstein was named bowler of the tournament, taking the most wickets and having the best average and economy rate for anyone bowling more than 10 overs. Aaron Johnstone took the most dismissals (16) while Gerry Penford featured in the top five batting aggregates and averages. These performances capped off a seven-month season where the team won two trophies, finished runner-up twice and won 18 of their 26 matches. Already this unit's great resolve is evident as planning and preparation has already begun towards realising the ultimate goal of returning to Auckland and dealing with some unfinished business next season.

### **Round-robin:**

*Round 1:* Taieri 183 in 47.2 overs (B Langrope 3-38, G Penford 2-18, D Twigg 2-32, M Holstein 2-37) lost to St Albans 184/8 in 37.3 overs (G Penford 41, G Earl 25, M Holstein 24\*, J Richards 21) by 2 wickets.

*Round 2:* Otumoetai Cadets 191/9 in 50 overs (B Langrope 3-22, D Twigg 2-41) lost to St Albans 102/4 in 24 overs (G Dawson 32, G Penford 25\*) by 11 runs (adjusted target).

*Round 3:* St Albans 270/6 in 43 overs [43 overs maximum] (G Penford 79, B Langrope 47, G Dawson 38, D Twigg 35\*, C McGoldrick 35) beat Takapuna 180 in 32.1 overs [docked 1 over for a slow over rate] (M Holstein 6-30, B Langrope 2-38) by 90 runs.

*Round 4:* United 141 in 34.4 overs (M Holstein 3-25, G Earl 2-12, G Penford 2-17, J O'Gorman 2-28) lost to St Albans 143/6 in 33 overs (J O'Gorman 46, G Penford 29) by 4 wickets.

*Round 5:* St Albans 155 in 40.5 overs (D Johnston 41, G Earl 21) beat Eastern Suburbs 147 in 40.4 overs (G Earl 4-44) by 8 runs.

### **Points table (Net Run Rates in brackets):**

St Albans 13 (+1.23), Takapuna 10 (+1.47), Otumoetai Cadets 7 (+0.41), Eastern Suburbs 4 (-0.13), United 4 (-0.65), Taieri 4 (-2.29).

### **Final:**

Takapuna 238/9 in 50 overs (M Davidson 3-39, B Langrope 2-57, D Twigg 2-61) beat St Albans 97 in 28.1 overs by 141 runs.

### **Final placings:**

Takapuna (1st), St Albans (2nd), Eastern Suburbs (3rd), Otumoetai Cadets (4th), Taieri (5th), United (6th).



# National Club Championships Averages, 2011/12

	Mat	Inn	NO	HS	Runs	Ave	100	50	Ct	St	O	M	R	W	Ave	Best	4wi	5wi	SR	Econ
BN Brady	4	1	0	0	0	0.00	-	-	-	-	17	0	81	1	81.00	1-14	-	-	102.0	4.76
MPF Davidson	1	1	0	13	13	13.00	-	-	1	-	10	0	39	3	13.00	3-39	-	-	20.0	3.90
GJ Dawson	6	6	0	38	122	20.33	-	-	4	-	2	0	15	1	15.00	1-15	-	-	12.0	7.50
GH Earl	6	5	1	25	60	15.00	-	-	3	-	44	1	195	9	21.67	4-44	1	-	29.3	4.43
MP Holstein	6	3	1	24*	34	17.00	-	-	3	-	50.5	8	167	14	11.93	6-30	-	1	21.8	3.29
DD Johnston	3	3	1	41	69	34.50	-	-	-	-	-	-	-	-	-	-	-	-	-	-
AF Johnstone	6	3	2	1*	1	1.00	-	-	15	1	-	-	-	-	-	-	-	-	-	-
BJ Langrope	5	4	1	47	74	24.67	-	-	1	-	29	3	155	10	15.50	3-22	-	-	17.4	5.34
CP McGoldrick	6	6	1	35	57	11.40	-	-	2	-	-	-	-	-	-	-	-	-	-	-
JPD O'Gorman	6	6	0	46	90	15.00	-	-	1	-	20	0	92	2	46.00	2-28	-	-	60.0	4.60
GW Penford	6	6	1	79	202	40.40	-	1	3	-	24.2	3	84	4	21.00	2-17	-	-	36.5	3.45
JM Richards	5	5	0	21	64	12.80	-	-	1	-	10	2	26	1	26.00	1-15	-	-	60.0	2.60
DD Twigg	6	5	2	35*	62	20.67	-	-	1	-	47.4	6	198	8	24.75	2-32	-	-	35.8	4.15



### **St Albans at the National Club Championships, 2011/12**

Above (from left): Matt Holstein, Gerry Penford.

Right (clockwise from top left): Aaron Johnstone and James O'Gorman; George Earl; Ben Langrope; Michael Davidson.

Below: the team shelters under a marquee alongside internet scorer Duane Pettet during a rain break.





## 2A Grade Men

---

	P	W	L	D/T/NR	Place
<b>Two-day:</b>	7	1	4	2	5th (8)
<b>One-day:</b>	6	2	4	0	7th (8)
<b>Twenty20:</b>	6	1	5	0	5th (8)
<b>Total:</b>	19	4	13	2	

With only a handful of players returning post-quake and numbers looking light pre-season it suggested it could be a tough year ahead. Sadly that proved to be the case, despite all the hard work being put in by the guys at practices during the week. Numbers, at times, were extremely low, which led to a high turnover of players from week to week.

The season looked promising with a 290-run demolition of Sydenham first up, only for us to be bundled out for 82 the very next game. Those two weeks would sum up our season perfectly: inconsistent. We played some top cricket at times but couldn't sustain it over a long run. The one-day and Twenty20 competitions were largely disappointing, with results in the lower half of the table reflecting that. However, the two-day competition suited our side a lot better and we achieved more thanks to a few additions bolstering the side. Performances improved every week and we went into the last few games with a sniff of the competition. Sadly, we couldn't sustain those levels against the top sides and limped to the finish line with another mid-table effort.

Individually there were a number of strong performances over the season and we showed that when we backed those up with a good team effort we competed well with the top sides. That holds some promise for next season if we can keep the core of the side together.

We had three lads from the UK this season in George Buchanan-Smith, Rory Jones and Rob Thompson, who all made good contributions on and off the park. George bowled some fast and fiery spells, utilising the short ball well to leave opposition batsmen shaking, plus he showed talent with the bat. When Rory got going with the bat he was great to watch and his efforts with the gloves always provided great entertainment. Rob's off-spin really came on during the season and he bowled some crucial spells plus took some absolute blinders in the field. Good luck in the future lads.

Karl "Lenny" Josephs had a big season with the bat, scoring his first two tons for the club. He was always solid at the top and ended up as our leading scorer. He also took full advantage of his time as captain to get



some overs in, managing to jag a bowling trophy to try and claim all-rounder status. The downfall of his season was the transition from coloured clothing to whites, which resulted in a dash home and him missing the first half hour of one of our matches.

Abi Muralidhar started the season on fire, hitting a century in his first innings, only to hit a lull before finding form again in the latter stages. The running between the wickets was always entertaining as was the look on opposition faces when he strolled out to bat minus a grill on the lid, even facing a few balls from ex-first-class cricketer Richard Sherlock without it. He also managed to take a miracle catch that involved the ball rolling down his leg and flicking up into the hand from his ankle.

Jonathan "Mustard" Hanson was the rock at the top of the order. He had a top season with the bat and finally broke his 50 drought for the side with an outstanding 73 not out in his last game of the year. Something was always guaranteed to happen during his two-over bowling cameos and his motivational team-talks were inspirational. He was willing to do anything for the side, as shown when he even had a crack with the gloves at one point. I look forward to hearing more of the "Slogger" song next season.

Ben Brady worked extremely hard all season and was rewarded with a well-deserved spot in the Premier side. The team superstar was really consistent with the bat and achieved the rare feat of a 50 in each innings of a two-dayer. With the ball he was our golden arm, taking wickets early in almost every spell he bowled. His only downfall was his taste in music, which we aim to work on over the winter months.

Clem Gibbens couldn't buy a wicket before Christmas but came back strongly at the end of the season, delivering some top spells. He often strode to the crease when we were in trouble with the bat, slamming some valuable quick runs. Big Seth provided the side with a lot of laughs over the summer, often at the wrong end of our jibes, but for the most part took those well. Good luck with the hunting over winter mate.

Andy "Metallica" Murray had a tough year moving between teams but he always took it well and continued to turn up and charge in at training. He consistently gave his all and it was great to see him succeed with some key spells which kept us right in some games. The "Mitre 10 versus Bunnings" battle against Sydenham will long live in the memory of those who saw it, as will his unique rendition of The Killers' "Mr Brightside". He frustrated many an opposition when coming in at No. 11 and frequently ended up with a proud bit of red ink next to his name.

Jack Miller was one of the new boys to join the club in the New Year. He fitted into the side really well, bowling some good spells with the ball and

showing some decent signs with the bat. He has already been nominated for next season's club slow race and is at short odds at the TAB. He was also a dark horse on the late night social scene.

Jeremy Clayton and Scott MacGibbon were two guys we didn't see a lot of over the year, but both were valuable members of the side when around and each chimed in with a number of wickets. Scotty's bat speed from ball one scared many fielders while Jezza made the most of his chance when promoted to No. 3 as nightwatchman, scoring 50 in the last game. I hope to see a lot more of both of them next season. Jack "Stretch" Bruce was another that wasn't around a lot. He was often letting us all know how frustrated he was with his batting efforts, but his leg-spin provided us a great option and most batsmen had no idea about his wrong'un.

There was also a group of guys that came to the club for a brief stint before heading off to University: Jack Nuttall, Tim McGoldrick, Harry Williams and George Robinson. They all played a big part in lifting the side when they were around and with plenty of talent amongst the group we hope to see a lot more of these guys in the future. We also had the addition of the Morriss brothers. Jeremy's efforts with the gloves were much needed and never lacked a smile on his face while Connor bowled sharply and will add some firepower to the side next summer.

Lastly, we have Duane "Sneak" Pettet. Once he finally got the monkey off the back by making it into double figures he settled in and played some good knocks, none more so than the 71 against East Christchurch Shirley. He put in a lot of work behind the scenes and was often left with some tough selection calls to make on a Thursday night. Thanks for your efforts over the summer, mate. He also left no doubt in the new boys' minds as to why he is named Sneak with some of his Saturday night antics.

Personally speaking, it was a mixed and frustrating year. As always, we had a top group of guys in the sheds who made the off-the-park time enjoyable, even if the results weren't coming as we would have liked. Most of the guys also enjoyed giving the captain a reminder of his "Riccarton renovation" efforts early on in the season! Thanks for your co-operation with covers over the season boys, it is never an enjoyable task. We had a number of guys only play one or two games for us over the year and their help in getting a side on the park is much appreciated too.

Next season is a big one for us. With some hard work and lessons being learnt from this year, I hope we can lift this side back up to where it belongs - challenging for trophies. I hope everybody enjoys their winter and we will see you all back next season.

**Dan Johnston**

2A Grade Men Averages, 2011/12

	Mat	Inn	NO	HS	Runs	Ave	100	50	Ct	St	O	M	R	W	Ave	Best	4wi	5wi	SR	Econ
Ben Brady	16	17	3	53*	298	21.29	-	2	1	-	79.1	15	323	23	14.04	3-17	-	-	20.7	4.08
Jack Bruce	8	10	0	41	146	14.60	-	-	6	-	15	5	68	3	22.67	1-12	-	-	30.0	4.53
George Buchanan-Smith	11	13	4	44	143	15.89	-	-	3	-	91.4	9	442	15	29.47	4-38	1	-	36.7	4.82
Jeremy Clayton	5	7	3	53	73	18.25	-	1	-	-	41	7	188	7	26.86	4-35	1	-	35.1	4.59
Clem Gibbens	17	20	3	63	409	24.06	-	3	7	-	87.3	11	375	11	34.09	3-23	-	-	47.7	4.29
Jonathan Hanson	13	15	1	73*	313	22.36	-	1	4	1	4.3	0	15	3	5.00	2-8	-	-	9.0	3.33
Dan Johnston	16	20	3	70	463	27.24	-	3	7	-	155.3	15	725	29	25.00	5-33	3	1	32.2	4.66
Rory Jones	16	19	0	76	316	16.63	-	2	15	2	-	-	-	-	-	-	-	-	-	-
Karl Josephs	15	19	0	117	527	27.74	2	2	7	-	7	0	32	2	16.00	2-12	-	-	21.0	4.57
Scott MacGibbon	7	5	1	25	45	11.25	-	-	3	-	52.2	2	250	6	41.67	2-34	-	-	52.3	4.78
Tim McGoldrick	2	4	0	58	120	30.00	-	2	-	-	2	0	17	0	-	-	-	-	-	8.50
Jack Miller	9	7	1	20	32	5.33	-	-	3	-	37	0	228	5	45.60	2-33	-	-	44.4	6.16
Connor Morriss	2	3	0	4	8	2.67	-	-	-	-	16.3	1	94	2	47.00	2-40	-	-	49.5	5.70
Jeremy Morriss	3	5	0	28	44	8.80	-	-	5	-	-	-	-	-	-	-	-	-	-	-
Abishek Muralidhar	16	20	0	107	388	19.40	1	2	6	-	4	1	24	0	-	-	-	-	-	6.00
Andy Murray	11	8	6	11*	31	15.50	-	-	-	-	49	7	203	7	29.00	3-21	-	-	42.0	4.14
Jack Nuttall	6	5	1	11	15	3.75	-	-	2	-	34	1	189	6	31.50	3-27	-	-	34.0	5.56
Duane Pettet	13	12	1	71	185	16.82	-	1	6	-	-	-	-	-	-	-	-	-	-	-
George Robinson	8	5	4	7*	15	15.00	-	-	2	-	30	2	174	3	58.00	1-12	-	-	60.0	5.80
Harry Shaw	5	4	0	12	25	6.25	-	-	2	-	5	2	13	4	3.25	4-13	1	-	7.5	2.60
Robert Thompson	19	22	3	26	216	11.37	-	-	7	-	123.3	14	589	22	26.77	3-52	-	-	33.7	4.77



**St Albans Cricket Club**

# **2012/13 PRE-SEASON TRAINING**

at the  
**New Zealand Cricket High Performance Centre  
Calder Drive, Lincoln University**

For those wishing to trial for the following teams:

**Premier, 2A and 2B Grade Men and  
Premier, Division 1 and Division 2 Women**

Commencing Thursday, August 23, 2012 (6.30-8.30pm)  
and every Thursday thereafter until September 27, 2012

A small charge of \$5 will be made per person to cover the costs  
of hiring the nets - please bring this with you on the night.

**Bring your own cricket gear - balls will be provided**

New members are very welcome to attend. Other grades will be  
catered for during September at the same venue if the need is there.

## **For further information contact:**

Alan Jamieson (President/Chairman)  
Duane Pettet (Men's Club Captain)  
Nicola Blue (Women's Club Captain)

Ph: 359 0110 (P) or 027 659 4425 (M)  
Ph: 338 8953 (P) or 027 063 7700 (M)  
Ph: 027 486 3197 (M)



## 3A Grade Men

---

	P	W	L	T/NR	Place
<b>One-day:</b>	20	11	9	0	2nd (14)

Fresh from our successful 2010/11 season the core group of BBBBs returned to defend our hard-won title. We were boosted by the reappearance of captain Tony (Tard) Falloon, following his season off recovering from foot surgery, and the arrival of new recruit Roady (Luke Cunningham). The lads turned up a year older but just as keen as always to take on all-comers with our usual brand of talent, humour and the occasional slice of luck.

From the first game to the last the lads put their experienced (some would just say old) bodies on the line to make the beers taste sweeter following another win. Unfortunately, it didn't always pay off as we ended up with our worst ever win/loss ratio in the team's 24-year long history. We managed to lose nine matches including the one that really mattered, the grade final on March 31, a game we really should have won.

There were some great individual performances during the season from several players.

Our glorious leader Captain Tard batted as well as he has done for several seasons and often put on a quick-fire 20 to 40 to help boost the total (and who of those watching will forget the never-seen-before effort of Tard being forced to run a three twice in the same innings!).

Fish (Stu Thompson) showed his class with an undefeated 94 in the semi-final win over Marist-Harewood and Eagle (Brad Smith) bowled fantastically in the final in taking 4-16.

YT (Graeme White) bowled as quick as ever, beating the bat on countless occasions and constantly worrying Daygo (Graham Curgenvén) behind the stumps.

Reado (Dead Read) effortlessly scored runs every week with smashing drives and delicate cuts. Potty (Scott Mason) and Hondo (Brent Holland) rolled back the years by pinning batsmen down and claiming the all-important wicket when we needed it. I could go on but at the end of day everyone played a part in getting the team to the final.

Over the course of the season the following team milestones were reached:

- Hondo - 3000 team runs (to go along with his 491 wickets). Come on Hondo, one more season ...
- Reado - 3500 team runs and deservedly received his silver tankard for 10 years with the side. Well done Reado.
- Myr (Murray Griffin) - brought up the double of 1000 runs and 100 wickets.
- Eagle - 100 team wickets.

The annual team award winners were:

- Team player of the year - Myr
- All-rounder - YT
- Best batsman - Reado
- Best bowler - Potty
- Cart horse - YT
- Harbour bridge (worst fielder) - Jimmy (James Alabaster)
- Mr Grumpy - Eagle

Congratulations to the Predators for taking out the grade win. They deserved to do so as they had been the form team in the grade all season, dropping only four games. At least we can say we beat them once during the season.

Some of the lads have said they won't be playing as often or at all next season. Let's hope the cricketing bug gets them and they don't the BBBBs strip again come early October.

A pleasant time was had by all during the annual end-of-year beverage tour. This year we took in the views of wonderful Wellington and again who will forget the image of Tard stuck in the middle of the kids' slide down on the waterfront?

Winter well boys.

**Tony Falloon and Scott Mason**

# 3A Grade Men Averages, 2011/12

	Mat	Inn	NO	HS	Runs	Ave	100	50	Ct	St	O	M	R	W	Ave	Best	4wi	5wi	SR	Econ
James Alabaster	18	16	4	32*	175	14.58	-	-	4	-	62.5	9	257	13	19.77	3-36	-	-	29.0	4.09
Mark Barron	12	11	1	44	154	15.40	-	-	5	-	12	1	48	2	24.00	1-14	-	-	36.0	4.00
Richard Carrigan	2	2	0	8	12	6.00	-	-	-	-	-	-	-	-	-	-	-	-	-	-
Luke Cunningham	7	7	1	37	124	20.67	-	-	-	-	-	-	-	-	-	-	-	-	-	-
Graham Curgenven	15	5	1	1*	2	0.50	-	-	9	1	-	-	-	-	-	-	-	-	-	-
Matt Doolan	2	2	1	7	13	13.00	-	-	-	-	3	0	27	0	-	-	-	-	-	9.00
Tony Falloon	15	13	3	49*	285	28.50	-	-	2	-	21.4	2	92	4	23.00	2-14	-	-	32.5	4.25
Pierre Flavell	4	3	0	7	18	6.00	-	-	-	-	7	1	41	0	-	-	-	-	-	5.86
Murray Griffin	19	17	0	87	447	26.29	-	1	3	-	129	29	355	21	16.90	3-14	-	-	36.9	2.75
Brent Holland	17	12	1	46	146	13.27	-	-	5	-	105.4	24	351	26	13.50	4-5	1	-	24.4	3.32
Darren Lowe	3	2	0	7	7	3.50	-	-	-	-	-	-	-	-	-	-	-	-	-	-
Grant Lucas	6	6	0	39	73	12.17	-	-	5	-	-	-	-	-	-	-	-	-	-	-
Scott Mason	20	10	7	15*	42	14.00	-	-	6	-	137.3	19	471	34	13.85	5-17	-	1	24.3	3.43
Jonathan Price	2	1	0	5	5	5.00	-	-	2	-	-	-	-	-	-	-	-	-	-	-
Dean Read	18	18	3	67*	447	29.80	-	3	8	-	-	-	-	-	-	-	-	-	-	-
Brett Saunders	4	4	0	90	117	29.25	-	1	3	-	13	4	43	3	14.33	2-6	-	-	26.0	3.31
Brad Smith	15	10	5	21	91	18.20	-	-	2	-	104	22	353	26	13.58	4-16	1	-	24.0	3.39
Stuart Thompson	13	11	2	94*	249	27.67	-	1	1	-	-	-	-	-	-	-	-	-	-	-
Graeme White	19	16	2	49	209	14.93	-	-	10	-	123.1	20	419	26	16.12	3-6	-	-	28.4	3.40



The club hosted four overseas players during the 2011/12 season.

Left:  
Club professional Gerry Penford came to us from Wimbledon in London, England (via the USA, Zimbabwe and South Africa).

Below (from left):  
Amateur players Rory Jones from Worcestershire (England), George Buchanan-Smith from Clackmannanshire (Scotland) and Robert Thompson from Perth and Kinross (Scotland).



## 4A Grade Men

---

	P	W	L	T/NR	Place
One-day:	20	10	10	0	4th (6)

Version 3.0 of the Boundary Riders was an eventful season that continued our obsession with the pursuit of mediocrity. The most exciting non-cricketing (or, indeed, cricketing) development was the introduction of the “Baggy Pinks”. These, quite literally, brilliant fluorescent green and pink hats were the most outrageously extravagant item of clothing on show in Canterbury cricket, eclipsing even Simon Geoffrey Hall’s high-fastening pants of seasons past. While these hats were undoubtedly the highlight (pun intended) of our season, there should probably be some mention of our exploits on the cricket field.

We played 20 matches this season, winning 10 and losing 10. There wasn’t a lot in the way of remarkable individual performances, with only a century by Jeremy Cumming and five-wicket bags from Mike Nuttall, Evan Jones, Ben Ramsay and myself to remember. Jeremy was subsequently invited to return to the Ugandan national team, whereupon he was promptly dismissed under a disciplinary cloud.

This season Mike Nuttall posted a challenge to Jerry for the title of surliest Boundary Rider, raging constantly at his bad luck against opposing batsmen. However, Jerry deserves that award once again on the basis of an extraordinary tirade aimed at an opposition player-umpire ... who had already given his own team’s batsman out!

Jono Hamilton’s mouth and ego continued to grow apace as he kindly updated us every ten minutes or so with his current batting average. The Ashley Giles-like-sunnies Jono wore were possibly the reason for his blindness to the actual quality of his “spin” bowling and he continued to praise his own efforts regardless (even with a bowling average that was similar to that of the “King of Spain”).

Simon Geoffrey Hall was used as the impact player at the beginning of the season and took some valuable wickets opening the bowling. His ungainly catch early in the season was a throwback to the old days, where his colourful brand of fielding often overshadowed his bowling. Simon Geoffrey, I’m sure, would also like me to mention that his batting average over the past two seasons is better than most of our supposed top-order batsmen.

Evan Jones was the MVP of the team, taking wickets, catches and scoring runs freely. Our top order was generally comprised of Evan, the Ramsay brothers, Mark van Groenendaal and Grant Ross. Our bowling attack was led by Mike Nuttall with contributions from virtually everyone else.

Possibly the best/worst/funniest moment of the season came from an unlikely source in Mark van Groenendaal. Having begged to be given a bowl, Mark was given an over when the opposition needed six runs to win with plenty of overs and wickets to spare (and the man on strike on 43). On a hiding to nothing, Mark produced the most unbelievable ten-ball half-over I've ever seen. Ball one was well wide of off stump, with the batsman choosing to leave it alone (presumably as he thought it would be called wide). Balls two, three and four WERE wides, with some balls reaching the next pitch over. The opposition, realising that Mark was unintentionally depriving their batsman of a 50, added runs to the target to give their player an opportunity to reach his milestone. Mark, though, wasn't having a bar of it. He bowled another dubious dot ball before proceeding to bowl another four wides on the trot. At this stage most of us were struggling with fits of laughter, yet Mark was not amused. Neither was the batsman, who became so frustrated that he stepped across the crease to smash the next incredibly wide ball to the fence for four. Mark had done it; his ten-ball half-over had frustrated the batsman into stranding himself on 47.

All in all, it was an OK season and I'd like to thank Alan Jamieson and Duane Pettet, in particular, for all the work they put in this season to help us. Cheers also to Jules and the guys behind the bar for some good beer and some even better food!

**Dan Stribling**

**Visit the St Albans Cricket Club WEB SITE**

For the latest weekly draws, results, statistics, club news and updates at:

**[www.stalbanscricket.co.nz](http://www.stalbanscricket.co.nz)**

# 4A Grade Men Averages, 2011/12

	Mat	Inn	NO	HS	Runs	Ave	100	50	Ct	St	O	M	R	W	Ave	Best	4wi	5wi	SR	Econ
Jeremy Cumming	15	14	2	112	435	36.25	1	2	2	-	29	1	190	6	31.67	2-29	-	-	29.0	6.55
Simon Hall	6	3	2	9*	13	13.00	-	-	1	-	47	4	188	7	26.86	3-12	-	-	40.3	4.00
Jonathan Hamilton	13	13	2	34	226	20.55	-	-	6	-	38	3	135	7	19.29	3-27	-	-	32.6	3.55
Evan Jones	12	11	0	78	248	22.55	-	2	5	-	79.3	12	266	23	11.57	5-12	-	1	20.7	3.35
Alister Melville	13	13	2	31	137	12.45	-	-	11	2	-	-	-	-	-	-	-	-	-	-
Ben Murdoch	6	5	3	20*	47	23.50	-	-	-	-	38	2	160	7	22.86	4-29	1	-	32.6	4.21
Duncan Noble	4	4	0	19	26	6.50	-	-	2	-	9.4	1	47	3	15.67	2-15	-	-	19.3	4.86
Mike Nuttall	13	8	0	9	37	4.63	-	-	2	-	98.3	27	293	21	13.95	5-16	-	1	28.1	2.97
Rhys Nuttall	4	3	0	9	12	4.00	-	-	-	-	22	2	84	2	42.00	2-32	-	-	66.0	3.82
Duane Pettet	3	2	0	27	47	23.50	-	-	3	-	-	-	-	-	-	-	-	-	-	-
Ben Ramsay	12	12	0	55	182	15.17	-	1	3	-	55.3	5	180	24	7.50	5-17	-	1	13.9	3.24
Dan Ramsay	10	10	0	29	74	7.40	-	-	-	-	17	0	97	1	97.00	1-16	-	-	102.0	5.71
Regan Ramsay	14	12	5	9*	23	3.29	-	-	-	-	15	0	85	3	28.33	1-15	-	-	30.0	5.67
Todd Ramsay	2	2	0	13	14	7.00	-	-	2	-	13	1	39	0	-	-	-	-	-	3.00
Grant Ross	12	12	1	39*	201	18.27	-	-	4	-	17	1	97	4	24.25	1-2	-	-	25.5	5.71
Mike Ross	2	2	2	3*	4	-	-	-	-	-	13	1	54	0	-	-	-	-	-	4.15
Dan Stribling	16	15	3	56	314	26.17	-	1	9	-	80.3	8	338	27	12.52	5-31	1	1	17.9	4.20
Mark van Groenedaal	15	15	0	11	36	2.40	-	-	2	-	1	0	14	0	-	-	-	-	-	14.00



**St Albans Cricket Club**

# **2012/13 OPENING DAY**

**Saturday, September 29, 2012**

Hagley Oval, Riccarton Avenue

**3:15pm - Official Opening**

(wet or fine)

Opening of 2012/13 season

Afternoon tea and bar open

New members, male and female, experienced or inexperienced, are warmly invited to attend and register for the 2012/13 season.

All existing members are encouraged to make every effort to attend Opening Day.

If you are unable to attend please ensure that your Club Captain is aware of your availability for the season prior to Opening Day, when teams need to be entered, so an indication of numbers is critical.

## **For further information contact:**

Alan Jamieson (President/Chairman)

Duane Pettet (Men's Club Captain)

Nicola Blue (Women's Club Captain)

Ph: 359 0110 (P) or 027 659 4425 (M)

Ph: 338 8953 (P) or 027 063 7700 (M)

Ph: 027 486 3197 (M)





In March there was a reunion marking 25 years since the St Albans Premier men's side won four two-day competitions in a row. Pictured is a selection of some of those who were in attendance. From left: Brett Harrison, Geoff Smith, Lyn Sparks, Grant Lucas, Euan West (scorer), Mark Priest, Neil Francis (captain), Andrew Nuttall, Brent Holland, Gary Rae, Max Bremner, Paul Rutledge, Ben Harris.



Grant Ross from the 4A grade men pulls for a boundary against New Brighton Gold.

## 4B Grade Men

---

	P	W	L	T/NR	Place
One-day:	20	5	15	0	5th (6)

Well, this year was a bit of a camel season for us. As usual things started slowly and we kind of wanted to forget the first part as it took until the first week of December to break our duck. The only thing we were good at was being first back for drinks at the pavilion! Then came our hump when, after the Christmas break, we got a roll on and beat nearly every other team in our grade, even trumping the eventual competition winners, the City Eagles.

Otherwise it was just nice to get a regular 10 or 11 each week, at least until WWI (Work, Weddings and Injuries) which led to a struggle for numbers thereafter. We still tried hard but let half a dozen close games slip through our grasp, which had a fair impact on where we finished. Having propped up the bottom of the table for much of the season we staved off the wooden spoon by beating Richmond in the last game.

Thanks to the news guys who joined the side this year. Adam Curtis had a big learning curve in his maiden season. Tristen Zintl started as a bowler, turned keeper, turned strike batsman. Josh van Lier was our "invisible man". Our "boy on a bike with a bat" Shay Smith was a good bowler when he got rid of both. Welcome back to Darryn "Coach" Williamson. After he was "stabbed" his game got better and better - next year we will see what happens if we shoot ya!

Well done to Abe MacDougall, Mat Wiseman and Jason McKey for finally getting their maiden fifties for the team after a damn long wait. The backbone of our team was Matt Sutherland, scoring numerous fifties and a century. It should have been more but old age is catching up with him.

Andy Murray and Harry Shaw were our supersubs who ended up playing more than some of our regulars. John Bascand became known as "The Finisher" after a pair of unbeaten cameos saw us over the line. Chris McFarlin chipped away with bat and ball in his inimitable fashion.

Thanks to cheerleader Andy and all the other lads who helped out by filling in during the season (too many to name). Enjoy your time off boys and hopefully next year we might find a real captain instead of having a pack of cards deciding the batting order!

**Jason McKey**

4B Grade Men Averages, 2011/12

	Mat	Inn	NO	HS	Runs	Ave	100	50	Ct	St	O	M	R	W	Ave	Best	4wi	5wi	SR	Econ
John Bascand	16	15	3	24	152	12.67	-	-	5	-	11	0	102	3	34.00	2-16	-	-	22.0	9.27
Richard Carrigan	2	2	0	38	48	24.00	-	-	-	-	-	-	-	-	-	-	-	-	-	-
Adam Curtis	12	11	1	6*	17	1.70	-	-	1	-	8	0	60	3	20.00	2-43	-	-	16.0	7.50
Andrew Halligan	2	2	0	23	30	15.00	-	-	-	-	4	0	17	1	17.00	1-17	-	-	24.0	4.25
Jonathan Hamilton	2	2	0	40	60	30.00	-	-	-	-	11	0	35	1	35.00	1-5	-	-	66.0	3.18
Tristram Jesson-Moore	2	2	0	1	1	0.50	-	-	-	-	-	-	-	-	-	-	-	-	-	-
Abraham MacDougall	10	10	1	55*	154	17.11	-	1	-	-	68.3	6	293	21	13.95	3-18	-	-	19.6	4.28
Chris McFarlin	9	8	0	22	88	11.00	-	-	-	-	39	3	155	6	25.83	2-30	-	-	39.0	3.97
Jason McKey	18	18	3	67	178	11.87	-	1	8	-	18	0	99	5	19.80	3-29	-	-	21.6	5.50
Connor Morriss	2	2	1	30	55	55.00	-	-	1	-	14.1	3	43	4	10.75	3-16	-	-	21.3	3.04
Jeremy Morriss	2	2	0	12	22	11.00	-	-	-	-	1	0	7	0	-	-	-	-	-	7.00
Andy Murray	10	10	2	24	99	12.38	-	-	1	-	51	2	214	10	21.40	3-32	-	-	30.6	4.20
Duane Pettet	2	2	0	48	51	25.50	-	-	-	-	-	-	-	-	-	-	-	-	-	-
Mark Reid	5	5	0	2	4	0.80	-	-	-	-	9.2	1	46	1	46.00	1-19	-	-	56.0	4.93
Harry Shaw	9	9	0	43	107	11.89	-	-	1	-	19	0	106	3	35.33	2-12	-	-	38.0	5.58
Shay Smith	16	15	4	15*	74	6.73	-	-	7	-	74.1	2	334	11	30.36	3-14	-	-	40.5	4.50
Matt Sutherland	14	14	2	110	706	58.83	1	6	1	-	4	0	24	1	24.00	1-13	-	-	24.0	6.00
Tim Sutherland	2	1	0	0	0	0.00	-	-	1	-	15	0	62	2	31.00	2-39	-	-	45.0	4.13
Josh van Lier	5	4	0	14	22	5.50	-	-	4	-	2.1	0	39	1	39.00	1-36	-	-	13.0	18.00
Ashit Vekaria	2	2	0	39	53	26.50	-	-	-	-	12	0	45	0	-	-	-	-	-	3.75
Darryn Williamson	14	12	1	38	98	8.91	-	-	3	-	49.5	1	311	11	28.27	2-12	-	-	27.2	6.24
Mat Wiseman	12	12	2	60*	135	13.50	-	1	5	-	88	8	359	24	14.96	4-26	1	-	22.0	4.08
Tristen Zintl	15	13	4	22*	78	8.67	-	-	11	1	10.2	0	69	2	34.50	2-24	-	-	31.0	6.68



Above: The President's grade men enjoy a winning end to the season on a glorious afternoon at Hagley Oval. Standing (from left): Barry Cox, Matt Doolan, Dave Jackson, Mark Hampton, Geoff Henry. Kneeling: Richard Mather, Richard Carrigan, Selwyn Cox, Jonathan Price, Pierre Flavell, Dave Collings, Duncan Hutton.

Below: Selwyn Cox fires in a return from the outfield.



## President's Grade Men

---

	<b>P</b>	<b>W</b>	<b>L</b>	<b>T/NR</b>	<b>Place</b>
<b>One-day:</b>	17	10	7	0	3rd= (11)

On a beautifully hot and sunny October afternoon we arrived at Elmwood Park ready to start the new season. There were 11 enthusiastic, bright-faced players keen to find out that after the toss we would kick things off by fielding in the baking heat. Dave Perry had very kindly come along to practice his scoring - ahead of his upcoming stint for the Premier side - with a quiet day with the Pressies. Who would have thought what was to happen next? Poor Dave nearly ran out of ink! 40 overs gone, the ball flying in every direction and Old Boys Collegians with 394/4 on the board. Thank the cricketing gods that the last ball was caught on the boundary otherwise the book would have actually run out of room.

After the run chase (and us falling 200 short) it came to me that this could be a very long season. Four games later, when we had played five and lost five, that pain had only intensified. It was time for a change. Matt Doolan and Richard Carrigan were promoted to open the bowling while Richard Mather and Dave Collings went back to the top of the batting order. With everyone playing as a team the next 11 weeks yielded 10 wins.

Individually, there were some outstanding performances. Mark "I only score runs after Christmas" Hampton amassed two hundreds while Doolan, Carrigan and Geoff Henry all took decent wickets. With the bat Carrigan had a penchant for late-cutting absolutely everything - including yorkers - yet surprisingly remained not out for all nine of his innings.

Jonathan Price was again solid at the top of the order (along with effecting more stumpings than catches with the gloves) and celebrated his second hundred for the club late in the season. Just as Hampton is banned by Marist-Harewood, so too is Price by Sumner after scoring back-to-back tons against them.

Richard Mather was an invaluable member of the side upon his return. His ability in the field and, notably, with bat and ball was critical at times.

Another standout was our own "DC", Dave Collings. While the other one is a star for the All Blacks ours - ironically, an Aussie - was more than one for us. Runs, wickets and some of the most outstanding catches you will ever see, including four in an innings against Marist.



Then we have the duo of S Cox and B Cox. Selwyn was again sturdy with the bat in hand, no matter what position given to him. Barry chimed in with valuable runs when needed and was forever youthful in the field - at least there's one in the team! I'm not sure how the betting went but the supply of chocolate fish might be depleted in one Cox household.

Matt Doolan and Geoff Henry were worth their weight with their efforts in their second season. Doolan chipped in with the ball and likewise when opportunity arose with bat, while Henry was second in the wicket-taking stakes including a four-wicket haul against Sumner. I am sure with more chances next season both will improve even further.

That just leaves the "Two Amigos". Our long-serving pace bowling troika was no more as Sajid Sayed sojourned in Aussie. However, in Sarge's absence, Dave Jackson and Duncan Hutton still proved to be forces to be reckoned with. They were rather unlucky not to take more wickets than they did and remain integral parts of the side.

We had many players come and go for brief appearances to help make up the numbers. These included our illustrious club captain, Duane Pettet, whose commitment to helping with the results achieved is appreciated. Another such was Chris Taylor, our English professional, who always added a sense of poshness and decorum to the dressing room and, on occasion, came up with a stunner in the field.

Our arch-nemesis, East Christchurch Shirley Gold, again won the competition and though we didn't defeat them, we came extremely close. Look out next season. There is plenty to work on during the winter, such as: Hampton to get runs before Christmas; Pricey to practice the single off the last ball of the over; Barry Cox to go fishing for the bets; Carrigan to find another cricket shot (seriously, any one will do, just get one!); Doolan to work on scaring the umpire when appealing; Henry ... just chill out mate; DC to fix his groin and get back to goal-kicking; Hutton to attend to his 'vege' garden; and, for the rest of us, just our socialising and drinking skills.

To the team, a big thanks from me. You have been a joy to lead and your support and dedication has been very much appreciated. There is no more proud a captain after the turnaround we achieved and results we worked so hard for. It's great to catch up with a good bunch of friends each Saturday ... and play a bit of cricket as well.

To everyone, have a great and successful winter and see you all on opening day. I can't wait.

**Pierre Flavell**

# President's Grade Men Averages, 2011/12

	Mat	Inn	NO	HS	Runs	Ave	100	50	Ct	St	O	M	R	W	Ave	Best	4wi	5wi	SR	Econ
Richard Carrigan	16	9	9	11*	32	-	-	-	3	-	47.1	3	232	5	46.40	1-13	-	-	56.6	4.92
David Collings	13	11	0	72	329	29.91	-	3	9	-	37.1	0	221	10	22.10	3-13	-	-	22.3	5.95
Barry Cox	10	6	1	20	70	14.00	-	-	3	-	-	-	-	-	-	-	-	-	-	-
Selwyn Cox	12	8	1	6	21	3.00	-	-	1	-	10	0	95	1	95.00	1-6	-	-	60.0	9.50
Matt Doolan	13	7	1	34	77	12.83	-	-	2	-	79	7	343	11	31.18	3-30	-	-	43.1	4.34
Pierre Flavell	16	14	5	105*	523	58.11	1	3	10	-	122.2	16	447	23	19.43	4-32	1	-	31.9	3.65
Mark Hampton	15	15	3	125	689	57.42	2	4	3	-	13.4	0	64	6	10.67	3-12	-	-	13.7	4.68
Geoff Henry	9	3	1	9	16	8.00	-	-	-	-	56	3	250	15	16.67	4-16	1	-	22.4	4.46
Duncan Hutton	12	5	1	5*	8	2.00	-	-	4	-	74	8	294	10	29.40	2-3	-	-	44.4	3.97
Dave Jackson	10	3	1	1*	1	0.50	-	-	3	-	76	9	303	10	30.30	3-25	-	-	45.6	3.99
Richard Mather	8	5	1	63	146	36.50	-	1	1	-	42	5	177	10	17.70	3-14	-	-	25.2	4.21
Duane Pettet	3	3	0	39	73	24.33	-	-	1	-	5	0	31	1	31.00	1-31	-	-	30.0	6.20
Jonathan Price	16	16	4	108	621	51.75	1	6	7	8	-	-	-	-	-	-	-	-	-	-
Harry Shaw	2	2	0	1	1	0.50	-	-	-	-	5	0	22	1	22.00	1-12	-	-	30.0	4.40
Euan Stewart	2	0	-	-	-	-	-	-	1	-	9.4	1	43	2	21.50	2-9	-	-	29.0	4.45
Chris Taylor	5	4	1	10*	19	6.33	-	-	3	-	-	-	-	-	-	-	-	-	-	-
Trevor Thornton	2	1	1	12*	12	-	-	-	--	-	-	-	-	-	-	-	-	-	-	-

# Final Women’s Competition Points

<b>Premier Cup (one-day)</b>		<b>Division 1</b>	
Canterbury Development XI	28	Lanc Park Woolston-Sydenham Gold	39
Lancaster Park Woolston-Sydenham	26	Old Boys Collegians-Country	32
East Christchurch Shirley	22	Lanc Park Woolston-Sydenham Black	27
Old Boys Collegians-Country	11	*-Ashburton College/St Albans	5
		x-East Christchurch Shirley	3
<b>Division 2</b>		<b>Social Twenty20</b>	
St Albans	63	Burnside West University	94
East Christchurch Shirley	61	Merivale-Papanui Featherstones Dairy	89
Old Boys Collegians-Country Navy	51	St Albans	49
Lancaster Park Woolston-Sydenham	41	Heathcote	44
Old Boys Collegians-Country Gold	16	Marist-Harewood	34
Sydenham 29	8		

\* - team entered grade on March 17

x - denotes withdrawn during the season by its club



Ashley Soper takes a wicket for the Social Twenty20 women against Heathcote.



## Division 2 Women

---

	P	W	L	T/NR	Place
<b>One-day:</b>	14	11	3	0	1st (6)

This was a fabulous season for our Division 2 girls, who won their grade. We lost three of our early games, mainly due to low numbers, but then the team became more established and we won most of our games prior to Christmas. We then swept all of our games in the New Year to go to the top of the ladder. Several of our key players significantly improved their averages over last year and we had several new players join us to strengthen the team. We had 26 players play at least one game for the team - a record?

### St Albans links with Cathedral Grammar

We are very well positioned for next year due to the work that Alan Jamieson did in previous years in forging ties with Cathedral Grammar. This year we had the first two girls (Georgia Doyle and Megan Gray) from the school become regulars in the team. They have both been significant contributors with the bat and ball as well as in the field. A couple of others (Sophie Gray, Jes Gray and Olivia Clarke) have also played a game or two and we look forward to welcoming them to the team next year. Our goal is that the links between the club and school will grow stronger so that once the girls reach Year 9 they will naturally join Saints. We are excited about the talent that Cathedral Grammar is developing and the potential to strengthen our club in the future as well as providing an excellent pathway for them. Our thanks also to Kirsty Bond for her help and support through the year as well.

This year we ran a "Saints Girls Cricket Academy" run by Amy Satterthwaite and some of her White Ferns, Magicians and Premier teammates. Several of the members of the Academy are Cathedral Grammar girls. We thank Amy (and her colleagues) for the giving of her experience and time to support the club in growing a strong base. It is fabulous to be able to provide the younger girls such a great role model and technician of the game.

### Parental support

Paul Morris has been a great support to the team with his knowledge of the game and willingness to share this with the girls. He also umpired some games and encouraged the girls to gain experience umpiring in the middle themselves.

Simon Oldershaw has also been 100 percent supportive upon any requests to help out with the scoring, picking up gear bags and taking them to the games and/or training in my absence, and many other little things that needed to be done. Without these two the job would be much more demanding. Thanks!

It is great that the other parents come along and support their daughters. It is great to get to know you and hopefully you have enjoyed some pretty exciting games of cricket and witnessed your daughters' progress.

We also want to thank Ben Brady for giving up your time to coach the girls. We really enjoyed your enthusiasm for the game and the valuable advice and coaching tips you passed on.

## **The season**

Our strength this year was most definitely in our batting. We had three girls (Kate van Beurten, Katie Morris and Celine Cotton) average above 50 throughout the season. We had another cluster averaging in the high teens/low 20s (Gabby Sullivan, Sophie Oldershaw and Megan Gray) and then the rest all had varying levels of success with the bat. And, unlike most other teams, we did not have any weak bowlers.

The bowling was usually spearheaded by Katie Morris, who had another excellent season with the ball and was again not only one of our top wicket takers but also one of the most economical bowlers too. Her powerful hitting midway through an innings was always enjoyable to watch (for the spectators - less so for the opposition). Her final innings of the season was probably her highlight, scoring 85 not out, which was the top score of anyone in this grade this season (considering they must retire at 50).

Kaori Hughes bowled well, being one of the top wicket takers this season. Undoubtedly her finest spell was 6-0-20-4 which was against the then top team East Christchurch Shirley, dismissing all four of their top batsmen in an amazing bowling display that really got the team focusing on winning the grade from then onwards.

Alyssa Tahuu also bowled well and was one of our top wicket takers, usually picking on the middle and tail of the opposition. She was also a player you could rely on to take the critical catches in close.

Paige van Beurten also bowled very well and even though she has two years until she is at High School her economy rate was as good as the best bowlers in the team.

Hannah Loeffen-Gallagher took some absolutely critical catches in vital games. The most notable was a match-winning effort when we were playing an Old Boys Collegians-Country side who looked to be cruising to victory - the blistering effort that she clung on to literally won the game for us. She was also a useful bowler to come in and offer some variation of slower but well-pitched deliveries that regularly took wickets or, at worst, created chances.

Daisy O'Connor took on an injury early in the season and was otherwise looking likely to be one of the top wicket takers before her season was cut short. Hopefully better luck next year.

Gabby Sullivan is a true all-rounder, often opening both the batting and bowling. With the bat she had a slow start to the season but when promoted to open post-Christmas she started to string some excellent scores together. She finished the season on a high with her top score of 40 not out. In two critical games her task was to bat out the 30 overs to ensure a win. On both occasions she put her head down, concentrated and achieved just that. She is arguably the best swing bowler in the team and a key wicket taker, often strangling the opposition teams' efforts at moving the score along.

Celine Cotton battled injuries this year but she still managed to average an impressive 80 with the bat. In five innings she scored three half-centuries, retiring at 50 each time. Her strike rate must be towards 200 and often the spectators were in danger when she was at the crease. She is arguably the fastest bowler in the grade and was rather unlucky not to get any wickets.

Captain Kate van Beurten was the top run scorer, top wicket taker and took the most catches in the field this year (but none as wicket-keeper) and she was equal-first in run outs (with Paige and Hannah). She was awarded the Division 2 player of the year award, the Kim Jamieson Memorial Trophy for the club's young female player of the year and was also presented with the club's best women's all-rounder award.

Sophie Oldershaw had a strong season with the bat and ball. She could always be relied on to turn the strike over and keep the score ticking along with good placement and strong running between the wickets. Her bowling stats were amongst the most economical of the team.

Megan Gray joined the team post-Christmas and ended the season as the most economical bowler with also one of the best averages. She also had some strong innings with the bat and we look forward to more powerful hitting next year.

Georgia Doyle also joined the team in the New Year and had some excellent success bowling and had a couple of excellent knocks with the bat as well. Next year should be a great year for her also.

Carissa Gillies started off with the team but decided to concentrate on other sports.

Emily Stewart played a few games for us but after Christmas was promoted to the Cathedral Grammar 1st XI. We hope that next year we will see a bit more of her.

## **Representative honours**

Nine girls from our side gained representative honours at various levels this year:

- Katie Morris and Kate van Beurten (with Sophie Oldershaw acting as non-travelling reserve) made the Canterbury Under-15 'A' team which went to the national tournament in Wanganui in January. It was unfortunately rain-affected but the team beat both Wellington and Northern Districts and lost to Central Districts.
- Celine Cotton was selected to play a series of games against Otago for the Canterbury Under-15 'B' side.
- Gabby Sullivan, Megan Gray and Georgia Doyle represented Christchurch Under-14 (Year 7 and 8) sides in games against Southland.
- Paige van Beurten and Emily Stewart also represented Christchurch Under-12 (Year 5 and 6) in games against Southland.

## **Future growth**

We tried to forge links with Ashburton College this year. Late in the season we took four of our best all-rounders and five players from Ashburton College to play as a combined side in Division 1. We won the game (and our Division 2 team, which also comprised of a mixture, won also). It is not certain at this stage whether the joint-venture will be successful - there is some off-season work to do. But if successful this would mean that we could field teams in each division next year.

We look forward to more girls coming from Grammar next year and also the possibility of new players joining the club.

**Barry van Beurten**  
**Manager**

# Division 2 Women Averages, 2011/12

	Mat	Inn	NO	HS	Runs	Ave	100	50	Ct	St	O	M	R	W	Ave	Best	4wi	5wi	SR	Econ
Celine Cotton	7	5	3	54*	161	80.50	-	3	3	-	16	0	80	0	-	-	-	-	-	5.00
Georgia Doyle	5	4	0	25	34	8.50	-	-	2	-	7.2	0	31	3	10.33	2-18	-	-	14.7	4.23
Jess Gray	3	2	1	12	15	15.00	-	-	1	-	5.1	0	21	1	21.00	1-7	-	-	31.0	4.06
Megan Gray	7	7	3	24	86	21.50	-	-	1	-	18	5	50	7	7.14	2-0	-	-	15.4	2.78
Kaori Hughes	9	6	0	4	10	1.67	-	-	1	-	31	1	140	8	17.50	4-20	1	-	23.3	4.52
Hannah Loeffen-Gallagher	9	5	0	5	10	2.00	-	-	2	-	17	1	85	3	28.33	2-18	-	-	34.0	5.00
Katie Morris	11	10	5	85*	277	55.40	-	2	2	-	40	6	140	9	15.56	2-6	-	-	26.7	3.50
Daisy O'Connor	3	3	1	12*	12	6.00	-	-	2	-	10	0	48	3	16.00	2-29	-	-	20.0	4.80
Sophie Oldershaw	11	10	3	25	98	14.00	-	-	-	-	28	0	103	4	25.75	1-8	-	-	42.0	3.68
Emily Stewart	3	2	0	3	4	2.00	-	-	-	-	5	0	22	1	22.00	1-15	-	-	30.0	4.40
Gabrielle Sullivan	10	10	2	40*	165	20.63	-	-	4	-	35	3	124	7	17.71	3-12	-	-	30.0	3.54
Alyssa Tahuu	10	6	2	24*	38	9.50	-	-	3	-	16.3	0	101	7	14.43	3-18	-	-	14.1	6.12
Kate van Beurten	10	9	4	53*	286	57.20	-	3	5	-	27	2	122	10	12.20	3-2	-	-	16.2	4.52
Paige van Beurten	9	4	1	15*	22	7.33	-	-	-	-	18	0	82	1	82.00	1-19	-	-	108.0	4.56
Savannah Winter	2	1	0	0	0	0.00	-	-	1	-	8	1	27	4	6.75	3-19	-	-	12.0	3.38



Top left:  
Josie O'Reilly pulls the ball during  
a guest appearance for the Social  
Twenty20 women's team.

Top right:  
4A captain Dan Stribling cuts  
through backward point.

Left:  
Michael Davidson, the club's  
player of the year, with his  
collection of awards.

Besides the main prize he also  
collected trophies for the morning  
grade men's all-rounder of the  
year, the most wickets in one  
grade (Tom Burt Memorial Cup)  
and the most wickets in any grade  
(Don Sandman Memorial Cup).

For good measure he also  
recorded the club's best bowling  
figures of the year (9-58) and  
was the Premier men's team  
player of the year.

## Social Twenty20 Women

---

	P	W	L	T/NR	Place
<b>Twenty20:</b>	15	5	10	0	3rd (5)

It's hard to know where to begin with this season's report. We started with a new-look eight-a-side Twenty20 team this year, with fewer numbers of permanent players returning for the season.

In an effort to rebuild the team we started off by getting some past Saints players to return and give social cricket another go while also introducing some new club members to this side.

Though the results for the year weren't outstanding we did capture one particularly notable scalp and we enjoyed ourselves, especially back at the pavilion after games!

Amy "Mush" Turner led extremely well from the front, consistently getting runs with a good average and easily taking the most wickets, including the outstanding figures of 5-7 against Marist-Harewood.

Casey O'Brien-Smith returned this year, smashing the bowlers around the park and ended up with a fantastic average of 87.50. Thanks must go to her for roping in the whole family to play for us when we needed the extra hands on deck. Unfortunately, we missed her services in the second half of the season as she had to leave at Christmas to move to Wellington. All the best up north, Casey.

Ashley Soper returned this year to help fill the gap left by Casey in the New Year. After a two-year break she showed she could still play just as well, scoring a few runs and helping out with the ball too. Thanks to her father, Geoff, for some great photos of us in action too.

Caroline "Camel" Hamel ... well, she started the season injured yet again! This led to her becoming our scorer for the first half of the year before she slowly made a good comeback after Christmas.

Nicole Sloan played when she could in between her University and work commitments, bowling well to be the second highest wicket-taker in the team despite her limited availability.

Anna Combrink was a new player who stuck her hand up to open the batting, scoring an impressive 40 against the competition-winning

Burnside West University team, in the process contributing to their only defeat of the season.

Telana Cloete was another new player who was always willing to have a go and helped out a lot with the bowling.

Ex-Premier player Jayne Beattie returned to cricket after a number of years off and showed she still knew what she was doing, managing to get 44 runs.

Christine Kane was another newcomer who we only had for about half the season, but she gave everything her best shot.

Experienced hands Mel Cormick and Josie O'Reilly made welcome comebacks to cricket and performed with typical skill. Mel was adept at knocking the stumps over and picked up the most economical Twenty20 bowling award. Josie smashed the ball all round the park in two big knocks and ended up with a stupendous average of 172.

Lisa "Lethal" Williams filled in ably on a regular basis while long-time Saints girl Sarah Parker reappeared with a fine cameo upon her brief return from the UK.

Special mention must go to those who filled in, namely Chris and Taylor O'Brien-Smith, Lucy Newton, Hayley Coleman, Nicola Blue and cricketing rookie Kim Stevenson. A huge thank you to you all. Without you guys we wouldn't have been able to play.

Thanks again to my team for a great summer. I hope you will all be back next year for a bigger and better season.

**Amy Turner**

**We confess ...**

That in spite of the care taken in producing this 2011/12 Annual Report, some mistakes may have occurred. Please accept our apologies.



# Social Twenty20 Women Averages, 2011/12

	Mat	Inn	NO	HS	Runs	Ave	100	50	Ct	St	O	M	R	W	Ave	Best	4wi	5wi	SR	Econ
Jayne Beattie	9	8	3	11*	44	8.80	-	-	-	-	-	-	-	-	-	-	-	-	-	-
Telana Cloete	4	3	0	0	0	0.00	-	-	1	-	8	0	49	0	-	-	-	-	-	6.13
Anna Combrink	8	7	0	40	77	11.00	-	-	2	-	4	0	29	1	29.00	1-15	-	-	24.0	7.25
Mel Cormick	7	4	1	41*	74	24.67	-	-	1	-	30	4	122	6	20.33	2-9	-	-	30.0	4.07
Caroline Hamel	8	4	1	2	4	1.33	-	-	1	-	31.5	2	164	6	27.33	2-17	-	-	31.8	5.15
Hayley Jarvis	2	2	0	2	2	1.00	-	-	-	-	-	-	-	-	-	-	-	-	-	-
Christine Kane	6	4	0	0	0	0.00	-	-	-	-	-	-	-	-	-	-	-	-	-	-
Casey O'Brien-Smith	8	7	5	54*	175	87.50	-	1	-	-	31.4	1	139	5	27.80	2-25	-	-	38.0	4.39
Josie O'Reilly	3	3	2	83*	172	172.00	-	2	-	-	1	0	10	0	-	-	-	-	-	10.00
Monique Pettet	3	3	1	42*	85	42.50	-	-	-	-	8	0	55	1	55.00	1-13	-	-	48.0	6.88
Nicole Sloan	7	5	1	15	28	7.00	-	-	-	-	22	1	119	7	17.00	2-10	-	-	18.9	5.41
Ashley Soper	5	4	0	25	66	16.50	-	-	1	-	18	2	121	2	60.50	2-33	-	-	54.0	6.72
Kim Stevenson	2	1	0	1	1	1.00	-	-	-	-	-	-	-	-	-	-	-	-	-	-
Amy Turner	12	12	4	41*	171	21.38	-	-	1	-	53.2	7	170	14	12.14	5-7	-	1	22.9	3.19
Lisa Williams	6	4	0	5	9	2.25	-	-	-	-	18	1	104	3	34.67	1-13	-	-	36.0	5.78

## Junior Girls

---

### Year 5 and 6 Girls:

In the Year 5 and 6 girls grade there was no points table, however the girls won 11 games and lost four overall. We suspect this meant we were either first or second at the end of the season.

The team got on very well, enjoying each other's company and playing cricket together.

Thanks to Rob Thompson from Scotland for coaching the girls up until Christmas and to Greg Dawson for taking over thereafter. The girls really enjoyed your enthusiasm for the game and you made the practices good fun to take part in.

Thanks to Tim and the other parents for their regular support.

A quick summary of each player's season follows:

Amelia Webber was our second highest run scorer, hitting 146 runs at an average of 18.25 with a top score of 35. She also took three wickets.

Alice Abraham scored 87 runs at an average of 14.50 with a best of 35. She took four wickets.

Bella Christie scored 70 runs and took three wickets. The highlight for me (and probably her) was taking two caught-and-bowleds in one game. Her high score was 17 and she was a very good runner between the wickets.

Belle Rutherford scored 64 runs this season with a top score of 11. She took three wickets.

Casey Liddington joined after Christmas and did very well to be one of the top run getters, hitting 86 runs at 21.50 and a top score of 22. Unfortunately, she took no wickets this season.

Caitlin Davidson also joined after Christmas and scored 95 runs with the team's top batting average of 31.67 (top score of 29 not out). She was also the second highest wicket taker with five victims. Had she played the entire season she would have seriously challenged for the team MVP award.

Kathryn Ford scored 58 runs and took one wicket and the most run outs (20).

Paige van Beurten was the top run scorer with 194 at 27.71 and also the top wicket taker with nine (at an average of just 5.88 and economy rate a measly 1.7 per over). Her top score of 53 not out came off a mere 20 balls.

Rebecca Harris scored 70 runs at 7.77 and took one wicket at a cost of 19.

Sofia Tuliau-Walker made 36 runs and was second-equal highest wicket taker with five. She also kept well with the gloves.

Emily Stewart scored 46 at 23.00 and effected several run outs.

Caitlin Killick made one run and took no wickets in three games before going to Auckland.

Based on points (one for each run and 10 for each wicket) Paige was the MVP with 284 points, followed by Amelia (176), Caitlin Davidson (145), Alice (127) and Bella (100).

## **Barry van Beurten**




### St Albans Premier Two-day Trophy and One-day Cup Winners, 2011/12

Back row: AG Jamieson (President), BN Brady, JM Richards, GW Penford, LS Piper, GH Earl, DL Perry (Scorer).  
Front row: JPD O'Gorman, BJ Langrope, AF Johnstone (captain), MPF Davidson, MP Holstein, GJ Dawson.

Absent: CP McGoldrick, DD Twigg.

# CLUB RECORDS



Premier Men Two-day Career Averages

	Debut	Mat	Inn	NO	HS	Runs	Ave	100	50	Ct	St	O	M	R	W	Ave	Best	5wi	SR	Econ
BN Brady	2011/12	5	5	0	7	12	2.40	-	-	-	-	17.4	6	42	7	6.00	3-2	-	15.1	2.38
JR Clayton	2011/12	1	0	-	-	-	-	-	-	-	-	-	-	-	-	-	-	-	-	-
MPF Davidson	1999/00	85	110	12	119	2005	20.46	3	6	32	-	1282	310	3580	216	16.57	9-58	10	35.6	2.79
GJ Dawson	2007/08	24	35	2	114	1019	30.88	1	5	7	-	16	1	73	0	-	-	-	-	4.56
GH Earl	2009/10	13	15	1	124	317	22.64	1	-	9	-	173.1	36	604	21	28.76	4-35	-	49.5	3.49
JL Gourlie	2006/07	20	15	3	30	98	8.17	-	-	5	-	300.5	67	854	42	20.33	5-23	1	43.0	2.84
MP Holstein	2007/08	33	31	13	46*	287	15.94	-	-	19	-	544.1	150	1344	81	16.59	6-32	1	40.3	2.47
AF Johnstone	2001/02	85	84	26	59	774	13.34	-	1	224	21	-	-	-	-	-	-	-	-	-
NKW Josephs	2011/12	1	1	0	0	0	0.00	-	-	-	-	-	-	-	-	-	-	-	-	-
BJ Langrope	2005/06	51	65	14	64*	1079	21.16	-	4	30	-	431.5	74	1506	60	25.10	4-27	-	43.2	3.49
CP McGoldrick	2009/10	17	23	3	41*	293	14.65	-	-	2	-	1	0	8	0	-	-	-	-	8.00
JS Nuttall	2011/12	1	0	-	-	-	-	-	-	1	-	8	1	26	0	-	-	-	-	3.25
JPD O'Gorman	2006/07	35	49	8	118*	950	23.17	1	3	24	-	44	13	152	8	19.00	3-19	-	33.0	3.45
GW Penford	2011/12	7	11	1	117	486	48.60	2	2	4	-	55	12	167	8	20.88	4-14	-	41.3	3.04
LS Piper	2006/07	14	22	4	67	397	22.06	-	1	13	-	8	2	31	1	31.00	1-21	-	48.0	3.88
JM Richards	2010/11	11	14	2	99	267	22.25	-	2	6	-	16	2	54	2	27.00	1-19	-	48.0	3.38
DD Twigg	2011/12	6	6	3	39	87	29.00	-	-	2	-	82.4	25	206	14	14.71	4-14	-	35.4	2.49

Premier Men One-day Career Averages

	Debut	Mat	Inn	NO	HS	Runs	Ave	100	50	Ct	St	O	M	R	W	Ave	Best	5wi	SR	Econ
GA Buchanan-Smith	2011/12	1	1	1	3*	3	-	-	-	1	-	3	0	23	0	-	-	-	-	7.67
MPF Davidson	1999/00	95	83	9	107	1490	20.14	1	5	32	-	662	83	2416	126	19.17	4-23	-	31.5	3.65
GJ Dawson	2008/09	31	31	2	95	809	27.90	-	6	8	-	29.5	1	102	9	11.33	3-46	-	19.9	3.42
GH Earl	2009/10	12	9	1	26	106	13.25	-	-	3	-	84	4	315	15	21.00	3-22	-	33.6	3.75
MP Holstein	2007/08	36	22	7	32*	224	14.93	-	-	15	-	280	31	811	42	19.31	4-13	-	40.0	2.90
AF Johnstone	2001/02	96	52	17	24*	336	9.60	-	-	115	22	-	-	-	-	-	-	-	-	-
BJ Langrope	2005/06	52	42	9	75	693	21.00	-	3	12	-	274.4	30	1136	49	23.18	4-17	-	33.6	4.14
SW MacGibbon	2011/12	1	0	-	-	-	-	-	-	1	-	6	1	28	1	28.00	1-28	-	36.0	4.67
A Muralidhar	2011/12	1	1	0	4	4	4.00	-	-	1	-	-	-	-	-	-	-	-	-	-
JPD O’Gorman	2006/07	37	33	4	92	565	19.48	-	2	23	-	11	0	74	0	-	-	-	-	6.73
GW Penford	2011/12	9	9	0	52	181	20.11	-	1	2	-	49	3	182	6	30.33	2-17	-	49.0	3.71
LS Piper	2006/07	17	16	2	40	245	17.50	-	-	2	-	26	0	155	7	22.14	2-15	-	22.3	5.96
JM Richards	2011/12	9	8	1	65	124	17.71	-	1	3	-	15	0	62	2	31.00	1-27	-	45.0	4.13
DD Twigg	2011/12	7	4	1	6	8	2.67	-	-	-	-	65.4	7	232	9	25.78	2-19	-	43.8	3.53

# Championship Wins

---

## Men:

**Premier:  
(two-day)** 1909/10, 1910/11, 1925/26, 1949/50, 1954/55, 1956/57, 1963/64,  
1964/65, 1986/87, 1987/88, 1988/89, 1989/90, 1991/92, 1993/94,  
2000/01, 2001/02, 2004/05, 2008/09, 2009/10, 2011/12

**(one-day)** 1982/83, 1987/88, 1991/92, 2002/03, 2003/04, 2008/09, 2011/12

**(Press Knockout Cup)** 1995/96, 1996/97, 2001/02

**(Twenty20)** 2007/08, 2010/11

**2A Grade:  
(combined/  
two-day)** 1914/15, 1916/17, 1928/29, 1935/36, 1949/50, 1960/61, 1969/70,  
1971/72, 1976/77, 1977/78, 1988/89, 1993/94, 2004/05, 2008/09

**(one-day)** 2007/08

**2B Grade:  
(combined/  
two-day)** 1980/81, 1990/91, 2008/09

**CSCA Senior B Grade:** 2005/06

**3A Grade:** 1958/59, 1974/75, 1976/77, 1979/80, 1980/81, 1981/82, 1983/84,  
1985/86, 1986/87, 1987/88, 1990/91, 1991/92, 1993/94, 1994/95,  
1995/96, 1996/97, 2002/03, 2004/05, 2007/08, 2008/09, 2010/11

**Cavaliers:** 1993/94

**3B Grade:** 1957/58, 1991/92, 1993/94, 1994/95, 1997/98, 1999/00, 2000/01,  
2001/02

**3C Grade:** 1958/59, 1976/77, 1986/87, 1988/89, 1991/92, 2003/04, 2008/09

**4A Grade:** -

**4B Grade:** -

**Seventh Grade:** 1906/07, 1914/15, 1928/29, 1953/54, 1985/86

**Eighth Grade:** 1993/94, 1995/96

**Ninth Grade:** 1910/11, 1937/38, 1947/48, 1949/50

**Tenth Grade:** 1953/54, 1986/87

**Eleventh Grade:** -

**Twelfth Grade:** 1934/35

**President's Grade:** 1956/57, 1965/66, 1970/71, 1974/75, 1997/98



## Women:

- Premier:**  
**(main competition)** 1938/39, 1939/40, 1940/41, 1943/44, 1948/49, 1949/50, 1954/55, 1959/60, 1960/61, 1963/64, 1965/66, 1966/67, 1967/68, 1968/69, 1969/70, 1970/71, 1972/73, 1973/74, 1976/77, 1983/84, 1985/86, 1986/87, 1987/88, 1990/91, 1992/93, 1997/98, 1998/99, 2001/02, 2003/04
- (subsidiary competition)** 2000/01, 2001/02
- (Press Knockout Cup)** 1998/99, 1999/00, 2000/01
- (Twenty20)** 2006/07
- Division 1:**  
**(combined competition)** 2000/01, 2001/02, 2005/06, 2008/09
- (Twenty20)** 2005/06
- Division 2:** 1941/42, 1953/54, 1957/58, 1959/60, 1976/77, 1992/93, 1994/95, 1995/96, 1996/97, 1998/99, 2002/03, 2003/04, 2004/05, 2006/07, 2011/12
- Social Twenty20:** 1986/87, 1989/90, 1995/96, 1997/98, 2003/04, 2004/05, 2007/08, 2008/09
- Year 7/8:** 1995/96, 1998/99, 2001/02, 2003/04, 2004/05, 2006/07, 2011/12  
**(Senior One-Day Girls)**
- Premier Super 8s:** 1998/99
- Junior Super 8s:** 1998/99, 1999/00

## Club:

- Hadlee Trophy:** 1954/55, 1969/70, 1988/89
- Petersen Shield:** 1916/17, 1953/54, 1958/59, 1960/61, 1962/63, 1964/65, 1975/76, 1977/78, 1978/79, 1980/81, 1981/82, 1982/83, 1985/86, 1986/87, 1988/89, 1991/92, 1992/93, 1993/94, 1996/97, 2003/04, 2004/05, 2006/07, 2008/09

## Representative Players

---

### Men:

#### New Zealand (Test Matches):

1931-32	ML Page	1955-65	PGZ Harris	1992-03	CZ Harris
1946-53	TB Burt	1977-78	SL Boock	2000-10	CS Martin
1952-56	MB Poore	1990-98	MW Priest		

#### New Zealand (All Matches):

1909-21	DM Sandman	1946-53	TB Burt	1977-78	SL Boock
1913-14	RG Hickmott	1952-56	MB Poore	1989-98	MW Priest
1925-26	CG Crawford	1955-57	SC Guillen	1990-05	CZ Harris
1931-32	ML Page	1955-65	PGZ Harris	2000-10	CS Martin
1935-36	WE Merritt	1966-67	BR Taylor		

#### Canterbury:

1887-18	TW Reese	1934-37	M Graham	1977-79	GB Smith
1900-12	KM Ollivier	1935-36	WE Merritt	1978-79	LT Watson
1905-15	HA Bishop	1936-39	E Mulcock	1979-80	TE Jesty
1907-11	EE Crawshaw	1937-49	RC Webb	1982-83	PD Rutledge
1907-08	CA Cuff	1940-41	RH Scott	1982-90	AJ Nuttall
1907-19	BB Wood	1943-46	J Smith	1982-83	J Gully
1909-27	DM Sandman	1943-55	TB Burt	1984-99	MW Priest
1911-15	RG Hickmott	1949-51	W Bell	1987-88	MC Bremner
1913-14	JS Barrett	1949-64	PGZ Harris	1987-88	HMR Richards
1913-26	LR Brunton	1950-62	MB Poore	1988-94	RM Ford
1916-21	DW Reese	1953-54	DW Stark	1988-95	BZ Harris
1917-18	JC Hay	1954-62	GG Coull	1989-10	CZ Harris
1917-19	L Gordon	1956-61	SC Guillen	1995-00	CD Cumming
1920-21	CW Allard	1962-63	JM Ruston	1997-10	CS Martin
1920-32	CG Crawford	1965-73	JW Burt	1998-06	SJ Cunis
1921-27	F Woods	1966-67	BR Taylor	1998-99	GA Howell
1921-27	AW Thomas	1966-75	KI Ferries	1999-03	JI Englefield
1927-31	N Dorreen	1972-73	MG Webb	2000-05	JS Ward
1930-37	ML Page	1975-77	SL Boock	2001-02	DJ Reekers
1932-46	FP O'Brien	1976-77	HC Sampson	2006-09	MPF Davidson

## Women:

### New Zealand:

1938-66	P Blackler	1986-90	BJ Legg	2003-05	AJ Green
1966-72	JE Stead	1988-96	KE Bond	2003-09	BH McNeill
1968-87	A McKenna	1988-96	SL Illingworth	2003-04	AL Mason
1973-75	J Lord	1988-01	CA Campbell	2006-08	RC Milburn
1975-76	DA Jelley	1994-96	JA Russell	2007-12	AE Satterthwaite*
1975-77	SJ Rattray	1999-03	N Payne	2010-12	KS Anderson*
1977-82	VL McGregor	1999-08	HM Watson	2010-12	JC Brehaut*
1978-79	SA Harris	2002-08	SK Burke	2010-12	LMM Tahuu*

### Canterbury:

1968-79	SJ Rattray	1992-93	TL Woodbury	2002-03	KA Craig
1968-84	KL Gilray	1995-03	N Payne	2002-09	RC Milburn
1977-81	DA McGregor	1996-00	SM Frahm	2003-06	RS Kelly
1977-84	MA Francis	1997-98	JL Geary	2003-12	AE Satterthwaite*
1977-87	VL McGregor	1997-98	S Burrows	2006-07	EM Bermingham
1979-89	A McKenna	1998-99	CJ Moffat	2007-12	JC Brehaut*
1981-82	KA Hadlee	1998-01	AJMD Marsh	2008-11	AC Boyce
1982-92	BJ Legg	1998-01	JA Lawler	2008-12	LMM Tahuu*
1983-00	CA Campbell	1999-08	HM Watson	2009-12	KS Anderson*
1985-96	KE Bond	1999-06	HJ Rae	2009-12	MF Kendal*
1986-96	SL Illingworth	2000-10	SK Burke	2009-10	EL White
1990-91	SH Brown	2001-09	BH McNeill		
1992-96	JA Russell	2001-02	EA Travers		

### Otago:

1998-00	JL Geary	2001-02	PJ te Beest	2011-12	KA Stiven*
1999-00	BH McNeill	2002-04	EJ Scurr		
2000-01	KA Craig	2010-11	TR Hopkinson		

\* Players are registered members of the St Albans Cricket Club though appeared under the banner of the Canterbury Development XI team taking part in the 2011/12 CCA Premier women's competition.

The following played representative cricket prior to the amalgamation of the St Albans Men's and St Albans Women's Cricket Clubs in July 1977:

### Canterbury:

T Baker	SA Harris	J Lord	A Nuttall	HM Steere
P Blackler	P Hill	E Luckett	K Pyatt	B Turner
P Carr	P Hooper	D McRae	C Randle	S Vaughan
C Dallard	P Jarvis	A Malins	J Riordan	J Watson
J Dickinson	P Kennedy	S Masters	LJ Shankland	J Webster
J Hamilton	J Lawn	S Mountford	JE Stead	E Woods

# Trophies

---

## Player of the Year:

1980/81	AJ Nuttall	1991/92	BZ Harris	2002/03	CR Moffat
1981/82	VL Burt	1992/93	KE Bond	2003/04	AC Bailey
1982/83	P Glassey	1993/94	GM Olliver	2004/05	NG Tubb
1983/84	BJ Legg	1994/95	C Julian	2005/06	EG Snell
1984/85	PD Rutledge	1995/96	SM Frahm	2006/07	SJ Cunis
1985/86	MW Priest	1996/97	N Payne	2007/08	JL Gourlie
1986/87	A McKenna	1997/98	JA Lawler	2008/09	AE Satterthwaite
1987/88	BZ Harris	1998/99	N Payne	2009/10	RA White
1988/89	MJ Anderson	1999/00	SA Mason	2010/11	GT Wadsworth
1989/90	LC Sparks	2000/01	JJ Englefield	2011/12	MPF Davidson
1990/91	S Parker	2001/02	AC Denford		

## Cyril Crawford Memorial Cup (most runs in any grade):

1984/85	AC Graves	603	1998/99	N Payne	794
1985/86	SN McGregor	734	1999/00	T Breese	585
1986/87	BS Davidson	516	2000/01	ST Knox	666
1987/88	BZ Harris	1040	2001/02	MJ Sutherland	835
1988/89	JHJ Stribling	770	2002/03	MJ Sutherland	912
1989/90	C Williams	740	2003/04	ST Knox	754
1990/91	S Parker	973	2004/05	NG Tubb	879
1991/92	BZ Harris	763	2005/06	EG Snell	984
1992/93	KB Scott	857	2006/07	JJ Price	765
1993/94	GM Olliver	808	2007/08	SJ Cunis	576
1994/95	J Wadsworth	745	2008/09	AE Satterthwaite	640
1995/96	PS Gooby	811	2009/10	JJ Price	900
1996/97	N Payne	883	2010/11	LA Richardson	605
1997/98	JA Lawler	872	2011/12	GJ Dawson	733

## Frank O'Brien Memorial Cup (most runs in one grade):

1984/85	AC Graves	603	1998/99	N Payne	458
1985/86	SN McGregor	734	1999/00	T Breese	585
1986/87	BS Davidson	516	2000/01	ST Knox	666
1987/88	SN McGregor	891	2001/02	MJ Sutherland	835
1988/89	JHJ Stribling	770	2002/03	MJ Sutherland	879
1989/90	SN McGregor	583	2003/04	ST Knox	754
1990/91	S Parker	973	2004/05	NG Tubb	879
1991/92	KB Scott	750	2005/06	EG Snell	981
1992/93	KB Scott	819	2006/07	JJ Price	752
1993/94	R Kennedy	773	2007/08	SJ Cunis	576
1994/95	J Wadsworth	745	2008/09	AE Satterthwaite	640
1995/96	PS Gooby	811	2009/10	JJ Price	876
1996/97	N Payne	883	2010/11	GT Wadsworth	533
1997/98	JAF Davidson	670	2011/12	GJ Dawson	733

**Don Sandman Memorial Cup (most wickets in any grade):**

1991/92	RA Brown	59	2002/03	JWJ Guest	54
1992/93	RA Brown	58	2003/04	AC Bailey	42
1993/94	RM Ford	48	2004/05	JS Miles	50
1994/95	T Wilson	57	2005/06	MPF Davidson	43
1995/96	CSJ Cowper	41	2006/07	MPF Davidson	56
1996/97	N Culpan	49	2007/08	JL Gourlie	53
1997/98	CS Martin	47	2008/09	DM Anderson	50
1998/99	JS Ward	47	2009/10	BA Smith	40
1999/00	RA Brown	53	2010/11	JL Gourlie &	33
2000/01	SA Mason	48		DD Johnston	
2001/02	AG Jamieson	44	2011/12	MPF Davidson	43

**Tom Burt Memorial Cup (most wickets in one grade):**

1964/65	F McWatt	47	1990/91	R Thomas	55
1965/66	P Napier	39	1991/92	SA Mason	58
1966/67	J Cowper	41	1992/93	RA Brown	58
1967/68	P Napier	41	1993/94	RM Ford	48
1968/69	A Brand	61	1994/95	T Wilson	57
1969/70	R Harris	43	1995/96	CSJ Cowper	41
1970/71	AG Jamieson	49	1996/97	RA Brown	40
1971/72	R Winter	36	1997/98	LT Watson	41
1972/73	H Shepherd	47	1998/99	B Rodger	40
1973/74	R Grainger	50	1999/00	RA Brown	53
1974/75-	} not		2000/01	SA Mason	48
1979/80	} awarded		2001/02	AG Jamieson	44
1980/81	W Donald	39	2002/03	JWJ Guest	49
1981/82	AG Jamieson	56	2003/04	AC Bailey	42
1982/83	P Glassey	50	2004/05	RR Watson	40
1983/84	W Donald	36	2005/06	MPF Davidson	43
1984/85	H McKnight	64	2006/07	MPF Davidson	56
1985/86	W Donald &	43	2007/08	JL Gourlie	49
	P Malone		2008/09	SA Mason	37
1986/87	D Hutton	51	2009/10	BA Smith	40
1987/88	BA Holland	59	2010/11	DD Johnston	33
1988/89	MJ Anderson	60	2011/12	MPF Davidson	43
1989/90	LC Sparks	51			

**Bob Webb Memorial Cup (most wicket-keeping dismissals in one grade):**

1988/89	G Lamb	37	2000/01	AM Keoghan	30
1989/90	TF Thornton	25	2001/02	AF Johnstone	29
1990/91	J Horne	26	2002/03	AF Johnstone	37
1991/92	JB Mooar	29	2003/04	AF Johnstone	36
1992/93	GJ Curgenvin	30	2004/05	AF Johnstone	41
1993/94	JB Mooar	32	2005/06	AF Johnstone	41
1994/95	J Overend	30	2006/07	AF Johnstone	43
1995/96	AJ Logie	30	2007/08	AF Johnstone	40
1996/97	GA Howell	22	2008/09	AF Johnstone	31
1997/98	DF Shackel	28	2009/10	AF Johnstone	41
1998/99	TD Holton	29	2010/11	AF Johnstone	27
1999/00	GJ Curgenvin	25	2011/12	AF Johnstone	39

**Most Promising Player of the Year (discontinued):**

	<b>men</b>	<b>women</b>		<b>men</b>	<b>women</b>
1983/84	RM Ford	KE Bond	1995/96	RF Roberts	KA Craig
1984/85	A Dyer	JA Turner	1996/97	GN Brooks	N Glubb
1985/86	AM McDonald	DK Brownlee	1997/98	AC Denford	HJ Rae
1986/87	PS Gooby	L McDrury	1998/99	MD Gower	BH McNeill
1987/88	HMR Richards	J Weir	1999/00	MPF Davidson	HJ Rae
1988/89	C Cotton	J Weir	2000/01	ALL MacLeod	K Saunders
1989/90	RM Graham	C McCormack	2001/02	AF Johnstone	RS Kelly
1990/91	DI Culpan	C McCormack	2002/03	BD Glover	AR Dickie
1991/92	ME Graham	not awarded	2003/04	DM Anderson	KJ McDonald
1992/93	MW Fine	not awarded	2004/05	AL Cuttriss	AR Dickie
1993/94	CS Martin	M Carson	2005/06	DF Bermingham	EM Bermingham
1994/95	GA Howell	KA Craig	2006/07	JL Gourlie	S Fitzsimon

**Most Improved Player of the Year (discontinued):**

	<b>men</b>	<b>women</b>		<b>men</b>	<b>women</b>
1982/83	A Arnold	T Arahanga	1995/96	not awarded	J Durdin
1983/84	GR Lucas	CA Campbell	1996/97	JS Ward	CJ Moffat
1984/85	BZ Harris	J Beattie	1997/98	GN Brooks	MJ Carmont
1985/86	RM Ford	JA Turner	1998/99	JAF Davidson	BH McNeill
1986/87	GM Olliver	T McNamara	1999/00	T Breese	SK Burke
1987/88	GR Lucas	M Ormandy	2000/01	BA Smith	SK Burke
1988/89	GM Rae	M Ormandy	2001/02	AC Bailey	KA Craig
1989/90	NS Tikao	SM Frahm	2002/03	BD Glover	KL Goodacre
1990/91	AF Rolfe	M Ormandy	2003/04	RK Davidson	RC Milburn
1991/92	JB Mooar	A Morris	2004/05	NG Tubb	AE Satterthwaite
1992/93	KB Scott	SM Frahm	2005/06	ND Cross	LM Tahuu
1993/94	JS Ward	S Burrows	2006/07	JPD O'Gorman	AE Forbes
1994/95	MW Fine	L Walker			

**Zin Harris Memorial Trophy (young male player of the year):**

2007/08	MP Holstein	2009/10	GH Earl	2011/12	BN Brady
2008/09	BJ Langrope	2010/11	JCA Roberts		

**Kim Jamieson Memorial Trophy (young female player of the year):**

2007/08	JC Brehaut	2009/10	CA O'Brien-Smith	2011/12	K van Beurten
2008/09	LMM Tahuu	2010/11	MF Kendal		

**Personality of the Year:**

1980/81	M Ostle	1991/92	GE Charles	2002/03	AC Bailey
1981/82	SL Illingworth	1992/93	L Borrani	2003/04	ST Knox
1982/83	J Gully	1993/94	C Julian	2004/05	PJ Mayell
1983/84	E Shepard	1994/95	CD Cumming	2005/06	ND Cross &
1984/85	BZ Harris	1995/96	R Thomas		MJ Cross
1985/86	B O'Malley	1996/97	N Payne	2006/07	EW Horne
1986/87	F Kemp	1997/98	GR Lucas	2007/08	JJ Price
1987/88	HMR Richards	1998/99	MR Ogier	2008/09	S Sayed
1988/89	SK Inwood	1999/00	PB McGrory	2009/10	EL White
1989/90	KI Ferries	2000/01	B Moore	2010/11	GT Wadsworth
1990/91	M Vaughan	2001/02	C Atkinson	2011/12	AF Johnstone

**Noel Love Memorial Trophy (for the older St Albans member who shows outstanding enthusiasm, dedication, camaraderie and social interaction, both on and off the field):**

2003/04	DG Mollett	2006/07	EW Horne	2009/10	AP Bergman
2004/05	SJD Cox	2007/08	LN Serra	2010/11	BJ van Beurten
2005/06	JZ Harris	2008/09	GJ Curgenvin	2011/12	MR Griffin

**Peers Cup (club member contributing most on and off the field):**

1968/69	R Johnson	1984/85	LN Serra	2000/01	EM Saunders
1969/70	ID Dempsey	1985/86	SJD Cox	2001/02	EM Saunders
1970/71	LR Earney	1986/87	MJ Anderson	2002/03	SA Mason
1971/72	RDJ Mather	1987/88	B O'Malley &	2003/04	GAH Craigie &
1972/73	AG Jamieson		V Pont		DE Pettet
1973/74	JA Harrison	1988/89	EP West	2004/05	DE Pettet
1974/75	BJ Williamson	1989/90	T Falloon	2005/06	MR Dickie &
1975/76	LJ Blatchford &	1990/91	GJ Curgenvin		CD O'Brien-Smith
	SJD Cox	1991/92	GJ Curgenvin	2006/07	DE Pettet
1976/77	KA Hiscoke	1992/93	EW Horne	2007/08	N Wilson
1977/78	AG Jamieson	1993/94	PJ Mayell	2008/09	B Fenwick &
1978/79	C Francis	1994/95	LN Serra		G Soper
1979/80	MA Alabaster	1995/96	JK Jamieson	2009/10	AG Jamieson
1980/81	RW Moore	1996/97	AG Jamieson	2010/11	MJ Sutherland
1981/82	TF Thornton	1997/98	GR Lucas	2011/12	BJ van Beurten
1982/83	EP West	1998/99	JK Jamieson		
1983/84	EP West	1999/00	GJ Curgenvin		

# Historical Register of the Club Executive

## President:

1905-1906 A E G Rhodes  
 1906-1907 H D Carter  
 1907-1909 G Palmer  
 1909-1923 F C Raphael  
 1923-1925 R Graham  
 1925-1930 J S Barrett  
 1930-1946 C S Thompson  
 1946-1956 C G Crawford  
 1956-1959 T A Tucker  
 1959-1961 T B Burt  
 1961-1963 C F Collins  
 1963-1966 R R A McLauchlan  
 1966-1969 R W Peers  
 1969-1971 J Z Harris  
 1971-1975 I D Dempsey  
 1975-1978 R D J Mather  
 1978-1980 P B Guerin  
 1980- A G Jamieson

## Treasurer:

1905-1906 P O'Brien  
 1906-1914 J Jackman  
 1914-1919 C S Thompson  
 1919-1920 J Reid  
 1920-1922 C S Thompson  
 1922-1923 C S Harrison  
 1923-1926 A Wright  
 1926-1929 S W Hickmott  
 1929-1930 L C Smart  
 1930-1939 T R Pope  
 1939-1942 T A Tucker  
 1942-1944 N S H McCann  
 1944-1945 J Smith  
 1945-1952 J Child  
 1952-1953 N S H McCann  
 1953-1955 M C Stonyer  
 1955-1958 R J Findlay  
 1958-1959 S Heymann  
 1959-1961 R D Wear  
 1961-1968 B S Todd  
 1968-1969 D Kelly  
 1969-1971 J W Burt  
 1971-1972 K J Yardley  
 1972-1973 J C Thompson  
 1973-1975 L R Earney  
 1975-1979 L J Blatchford  
 1979-1980 K J Yardley  
 1980-1982 B J Reddington  
 1982-1984 G N Cowles  
 1984- L N Serra

## Secretary:

1905-1906 J Jackman  
 1906-1908 C W Allard  
 1908-1909 L G Blackwell  
 1909-1913 J Reid  
 1913-1915 V M Edgar  
 1915-1919 C S Thompson  
 1919-1920 J Reid  
 1920-1921 L R Brunton  
 1921-1926 C S Harrison  
 1926-1930 S W Hickmott  
 1930-1939 T R Pope  
 1939-1942 T A Tucker  
 1942-1944 N S H McCann  
 1944-1945 J Smith  
 1945-1946 R G Condliffe  
 1946-1953 C F Collins  
 1953-1955 C McKenzie  
 1955-1956 R I Stark  
 1956-1960 R W Peers  
 1960-1961 V C B Robinson  
 1961-1963 R D Wear  
 1963-1965 A H Turner  
 1965-1967 M R England  
 1967-1971 L R Earney  
 1971-1972 R D J Mather  
 1972-1973 A J Bull  
 1973-1976 E P West  
 1976-1979 K J Yardley  
 1979-1981 A C Graves  
 1981-1983 E P West  
 1983-1985 G F G Gambles  
 1985-1986 S Shelton  
 1986-1999 E W Horne  
 1999-2005 L D Stewart  
 2005-2006 G E Penlington  
 2006-2008 K L Cunis  
 2008- S A Mason

## Women's Club Captain:

1972-1979 S Chamberlain  
 1979-1982 V L Burt  
 1982-1983 J McRobie  
 1983-1984 J Sargent  
 1984-1985 M Nijland  
 1985-1986 T McNamara  
 1986-1989 T Brownlee  
 1989-1990 K E Bond  
 1990-1992 L K McMeeking  
 1992-1995 S R Day

## Men's Club Captain:

1905-1906 T W Reese  
 1906-1908 R Vincent  
 1908-1909 J Reid  
 1909-1912 A H Noall  
 1912-1914 H Matson  
 1914-1916 H A Bishop  
 1916-1919 C Webster  
 1919-1921 C S Thompson  
 1921-1923 L R Brunton  
 1923-1945 R H North  
 1945-1946 C G Crawford  
 1946-1948 J Smith  
 1948-1950 R G Knowles  
 1950-1951 R R A McLauchlan  
 1951-1952 M B Poore  
 1952-1953 H L Langley  
 1953-1955 R Kerr  
 1955-1956 I D Dempsey  
 1956-1961 P G Z Harris  
 1961-1962 A R Taylor  
 1962-1965 J Z Harris  
 1965-1968 R D J Mather  
 1968-1971 A L Fleete  
 1971-1972 S Murdoch  
 1972-1973 J A Harrison  
 1973-1980 A G Jamieson  
 1980-1982 R W Moore  
 1982-1983 J W Durning  
 1983-1985 E P West  
 1985-1987 R H Shelton  
 1987-1989 M J Anderson  
 1989-1992 G J McCarthy  
 1992-1995 G J Curgenvin  
 1995-1997 T Falloon  
 1997-1999 C S J Cowper  
 1999-2000 S T Knox  
 2000-2002 I E Smith  
 2002-2006 A J Falloon  
 2006-2009 D E Pettet  
 2009-2010 G P Flavell  
 2010-2011 A F Johnstone  
 2011- D E Pettet  
 1995-1997 L D Stewart  
 1997-1998 J L Geary  
 1998-2000 J K Jamieson  
 2000-2002 E M Saunders  
 2002-2005 K M Houliston  
 2005-2009 N Wilson  
 2009-2010 S K Helmore  
 2010-2011 A G Jamieson  
 2011- N M Blue



## Premier Men's Records

(two-day, one-day and Twenty20 matches combined)

### Most Matches:

GR Lucas	248	GB Smith	223	MPF Davidson	200
FP O'Brien	237	AJ Nuttall	213	TB Burt	197
PD Rutledge	228	MW Priest	204	NE Francis	166
CG Crawford	223	AF Johnstone	204	MB Poore	154

### Most Innings:

GB Smith	340	J Smith	281	JM Ruston	234
GR Lucas	325	MW Priest	256	MB Poore	233
FP O'Brien	322	LA Smith	251	AJ Nuttall	221
CG Crawford	302	TB Burt	250	BZ Harris	213

### Most Runs (Career):

FP O'Brien	9515	BZ Harris	6427	MW Priest	5207
CG Crawford	8158	JM Ruston	5784	SC Guillen	4954
GB Smith	7924	PGZ Harris	5384	F Woods	4646
J Smith	7720	LA Smith	5265	MC Bremner	4265
GR Lucas	6872	MB Poore	5224	JW Burt	4241

### Most Centuries (Career):

FP O'Brien	13	HA Bishop	5	JW Burt	4
J Smith	11	JI Englefield	5	BZ Harris	4
CG Crawford	10	SC Guillen	5	GB Smith	4
F Woods	10	MB Poore	5	TW Reese	4
CZ Harris	7	MPF Davidson	5		
PGZ Harris	6	MC Bremner	4		

### Most Fifties (Career):

FP O'Brien	50	JW Burt	29	MW Priest	25
CG Crawford	44	PGZ Harris	29	LA Smith	24
BZ Harris	44	GR Lucas	29	SC Guillen	22
GB Smith	41	JM Ruston	28	MB Poore	21
J Smith	36	ST Knox	26	F Woods	21

### Most Runs in a Season:

BZ Harris	1040	1987/88	BZ Harris	763	1991/92
F Woods	1006	1923/24	ST Knox	754	2003/04
NG Tubb	879	2004/05	ST Knox	749	2002/03
PGZ Harris	813	1956/57	GE Charles	736	1991/92
RA White	797	2009/10	GJ Dawson	733	2011/12
SC Guillen	776	1956/57	GR Lucas	716	1988/89

### Most Centuries in a Season:

JI Englefield	4	2000/01	SC Guillen	3	1956/57
F Woods	3	1923/24	RA White	3	2009/10

**Two Centuries in a Match:**

SC Guillen	132 & 104*	v East Shirley	1956/57
MC Bremner	108* & 100*	v Marist	1989/90

**Highest Individual Scores:**

F Woods	234	1923/24	SC Guillen	162*	1964/65
N Dorreen	226*	1926/27	CG Crawford	159*	1924/25
F Woods	223	1923/24	MB Poore	159	1961/62
F Woods	222*	1923/24	RR Watson	158*	2004/05
FP O'Brien	215*	1931/32	CF Townsend	158	1949/50
BB Wood	201	1909/10	JI Englefield	156*	2001/02
F Woods	180	1922/23	HA Bishop	156	1927/28
HA Bishop	178	1914/15	CG Crawford	153*	1927/28
SC Guillen	173	1960/61	FP O'Brien	152	1936/37
CZ Harris	170*	1990/91	CZ Harris	150*	1993/94
BZ Harris	165	1992/93	F Wood	150	1906/07
AC Bailey	165	2001/02			

**Most Deliveries (Career):**

AJ Nuttall	26849	MW Priest	19121	JA Harrison	14139
TB Burt	26732	DM Sandman	18676	TL Jones	13146
KI Ferries	22077	MB Poore	18439	LC Sparks	12746
E Mulcock	20200	LT Watson	15264	RM Ford	12718

**Most Wickets (Career):**

TB Burt	754	E Mulcock	523	LT Watson	356
DM Sandman	737	KI Ferries	479	SJ Cunis	311
AJ Nuttall	609	MB Poore	426	JA Harrison	303
MW Priest	528	MPF Davidson	368	LC Sparks	301

**Most Five Wicket Innings Hauls:**

DM Sandman	75	E Mulcock	28	TL Jones	20
TB Burt	39	KI Ferries	20		

**Most Ten Wicket Match Hauls:**

DM Sandman	11	TL Jones	5
TB Burt	7	E Mulcock	5

**Most Wickets in a Season:**

DM Sandman	84	1910/11	LC Sparks	54	1983/84
DM Sandman	76	1912/13	TL Jones	53	1964/65
TL Jones	70	1958/59	KI Ferries	50	1973/74
E Mulcock	65	1936/37	LT Watson	50	1981/82
GE Charles	56	1991/92	MW Priest	50	1985/86
MPF Davidson	56	2006/07	HMR Richards	50	1987/88
AJ Nuttall	54	1980/81	JL Gourlie	49	2007/08

**Most Wickets in a Match:**

E Mulcock	15	v Lancaster Park	1936/37
E Mulcock	15	v Lancaster Park	1939/40
MPF Davidson	13	v Old Boys Collegians	2011/12

**Best Innings Bowling Figures:**

BJ Harrison	9-12	1986/87	LT Watson	8-31	1978/79
MPF Davidson	9-58	2011/12	NE Francis	8-32	1981/82
CS Martin	8-29	1997/98	LT Watson	8-57	1980/81

**Most Catches as a Fielder (Career):**

GB Smith	161	GR Lucas	103	FP O'Brien	98
MW Priest	135	MC Bremner	100	BZ Harris	95
AJ Nuttall	117	NE Francis	100	CG Crawford	94

**Most Wicket-keeping Dismissals (Career):**

AF Johnstone	405 (362c 43st)	LR Brunton	146 (74c 72st)
PD Rutledge	403 (298c 105st)	GA Howell	92 (74c 18st)
JC Thompson	159 (129c 30st)	LA Smith	77 (60c 17st)
SC Guillen	148 (108c 40st)		

**Most Wicket-keeping Dismissals in a Season:**

PD Rutledge	47	1984/85	PD Rutledge	37	1987/88
AF Johnstone	43	2006/07	AF Johnstone	37	2002/03
AF Johnstone	41	2004/05	AF Johnstone	36	2003/04
AF Johnstone	41	2005/06	PD Rutledge	34	1992/93
AF Johnstone	41	2009/10	AF Johnstone	31	2008/09
AF Johnstone	40	2007/08	AM Keoghan	30	2000/01
AF Johnstone	39	2011/12	SC Guillen	29	1964/65
PD Rutledge	37	1985/86	LA Smith	29	1969/70
PD Rutledge	37	1986/87	PD Rutledge	29	1990/91

**Most Wicket-keeping Dismissals in a Match:**

PD Rutledge	9 (7c 2st)	v East Shirley	1982/83
JC Thompson	7 (4c 3st)	v Old Collegians	1972/73
AF Johnstone	7 (7c)	v Lancaster Park Woolston	2006/07

**Most Wicket-keeping Dismissals in an Innings:**

LR Brunton	6 (3c 3st)	v Sydenham	1926/27
TJF Hayden	6 (6c)	v High School Old Boys	1957/58
PD Rutledge	6 (6c)	v Riccarton	1988/89
RJ Cain	6 (6c)	v Riccarton	1989/90
AF Johnstone	6 (6c)	v Lancaster Park Woolston	2006/07

**Highest Total by St Albans:**

513	v West Christchurch	1948/49
-----	---------------------	---------

**Lowest Total by St Albans:**

41	v Marist	1985/86
----	----------	---------

# Premier Women's Records

(two-day, one-day and Twenty20 matches combined)

## Most Matches:

A McKenna	330	MA Francis	176	CA Campbell	123
P Blackler	322	SL Illingworth	168	N Wilson	120
VL Burt	246	BJ Legg	165	BH McNeill	119
KL Gilray	222	SK Burke	155	KA Craig	116
HM Steere	222	DA McGregor	150	A Morris	110
KE Flavell	186	AE Satterthwaite	134	RC Milburn	108
SM Frahm	184	HJ Rae	129		

## Most Runs (Career):

P Blackler	14158	N Wilson	5290	DA McGregor	4055
A McKenna	11923	JE Stead	4989	BJ Legg	3538
VL Burt	7908	SL Illingworth	4799	AE Satterthwaite	3469
HM Steere	7111	KL Gilray	4320	RC Milburn	2796
KE Flavell	6012	SM Frahm	4271	HJ Rae	1909

## Most Centuries (Career):

N Wilson	10	SM Frahm	5	RC Milburn	3
P Blackler	9	AE Satterthwaite	4	BJ Legg	2
SL Illingworth	6	JA Lawler	3	VL Burt	2
A McKenna	6	JE Stead	3		

## Most Fifties (Career):

A McKenna	77	N Wilson	34	SL Illingworth	16
P Blackler	42	DA McGregor	22	BJ Legg	16
VL Burt	38	KL Gilray	19	SM Frahm	15
KE Flavell	35	AE Satterthwaite	19	JE Stead	15

## Most Runs in a Season:

P Blackler	900	1951/52	P Blackler	734	1955/56
N Payne	883	1996/97	SL Illingworth	728	1993/94
JA Lawler	872	1997/98	RC Milburn	704	2003/04
VL Burt	821	1984/85	P Blackler	691	1953/54
N Payne	815	2002/03	SM Frahm	679	1995/96
KE Bond	806	1992/93	KE Bond	672	1991/92
N Payne	794	1998/99	AE Satterthwaite	640	2008/09
N Payne	770	1997/98	RC Milburn	638	2008/09
A McKenna	736	1982/83	VL Burt	631	1981/82

## Highest Individual Scores:

P Blackler	213*	1956/57	BJ Legg	148	1987/88
N Payne	181*	2002/03	AC Boyce	145	2010/11
P Blackler	180	1958/59	N Payne	143*	2000/01
AE Satterthwaite	167	2010/11	N Payne	142	1998/99
N Payne	151	1997/98	SL Illingworth	135	1993/94
VL Burt	148*	1982/83	AE Satterthwaite	125*	2008/09

**Most Wickets (Career):**

P Blackler	1172	SK Burke	249	AE Satterthwaite	149
KL Gilray	467	T Reid	182	A Morris	133
CA Campbell	311	BH McNeill	180	JA Russell	114
BJ Legg	276	KE Flavell	174	N Glubb	111
A McKenna	258	JL Geary	156	N Wilson	111
VL Burt	249	HJ Rae	152	SK Lloyd	109

**Most Wickets in a Season:**

P Blackler	85	1953/54	JL Geary	40	1997/98
P Blackler	68	1954/55	CJ Moffat	39	1997/98
CA Campbell	52	1986/87	SJ Rattray	37	1975/76
CA Campbell	47	1988/89	SA Harris	34	1976/77
SJ Rattray	43	1976/77	JA Russell	34	1994/95
CA Campbell	41	1983/84	JL Geary	34	1996/97
CA Campbell	40	1985/86			

**Best Innings Bowling Figures:**

JA Russell	8-31	1994/95	CA Campbell	7-25	1983/84
CA Campbell	7-17	1988/89	A McKenna	6-5	1979/80
TL Woodbury	7-23	1992/93	CA Campbell	6-9	1985/86

**Most Wicket-keeping Dismissals (Career):**

MA Francis	171	RC Milburn	99	J Stevens	52
SL Illingworth	150	JE Stead	81		
SM Frahm	113	T Baker	76		

**Highest Any Wicket Partnership:**

245*	3rd	N Payne (125*) & JA Lawler (99*)	v South Canterbury	1997/98
245	2nd	N Payne (143*) & BH McNeill (94)	v Sydenham	2001/02
244*	1st	VL Burt (148*) & A McKenna (88*)	v Lancaster Park	1982/83
219	2nd	AE Satterthwaite (167) & AC Boyce (145)	v LPW-Sydenham	2010/11
209	1st	JE Stead (86*) & P Blackler (114*)	v St Albans II	1962/63

**Highest Totals by St Albans:**

431/6	v LPW-Sydenham	2010/11	353/9	v Lancaster Park	1997/98
377/4	v Sydenham	2000/01	351/6	v East Shirley	2000/01
358/3	v Lancaster Park	1997/98	340/3	v LPW-Sydenham	2008/09
353/7	v Sydenham	1995/96	331/7	v LPW-Sydenham	2009/10

**Highest Totals against St Albans:**

339/3	by East Shirley	2008/09	299/3	by Sydenham	1982/83
326/4	by East Shirley	2009/10	293/8	by East Shirley	2009/10
318/5	by OBC-Country	2006/07	282/7	by LPW-Sydenham	2009/10

**Lowest Totals by St Albans:**

4	v Technical	1964/65	8	v Mai Moa	1958/59
---	-------------	---------	---	-----------	---------

**Lowest Totals against St Albans:**

3	by Marama	1952/53	7	By Hagley	1969/70
---	-----------	---------	---	-----------	---------

# TREASURER'S REPORT

<b>Pages</b>	<b>Contents</b>
101	Treasurer's Report
102-103	Statement of Financial Performance
104	Statement of Movements in Equity and Statement of Financial Position
105	Review Report
106	Notes to the Financial Statements



## **Treasurer's Report**

---

The 2011-2012 season saw the club regain some form of normality with a full season of cricket being completed.

Financially, we have ended the season with a surplus of \$5,004.

Our finances were boosted at the start of the season by the hire of our pavilion throughout last off-season by the Christchurch Star, right up until late August 2011.

This year we have again been fortunate in obtaining a tenant for the winter months, so we should commence the new season with a sound financial base.


We were also fortunate in obtaining a donation from Air Services Rescue Trust which went a long way to covering our coaching costs. Recent moves in parliament might further jeopardise our ability to obtain funding from Gaming Machine Trusts and this would have dire consequences in future years.

The bar trading recovered from the previous disrupted year and a trading profit of over \$6,000 was achieved.

Subscription income was down on previous years with a smaller number of senior teams and member numbers generally lower.

We face new challenges in this coming year with Hagley Oval no longer being available for Premier games. The committee has some serious head-scratching to do to ensure we make the right decisions to maintain all the facilities we have traditionally enjoyed, along with the convenience of our current central site.

It is an opportunity, and responsibility, for us to set a sound platform for the club for many years to come.



**Lindsay Serra**  
TREASURER

# Statement of Financial Performance

for the year ended 31 May 2012

---

2011	INCOME	2012
	INCOME FROM BAR TRADING	
\$13,270	Sales from Bar	\$16,130
	less: Cost of Goods Sold	
\$701	Opening stock	\$397
\$8,003	Purchases	\$10,031
\$397	Closing stock	\$426
<u>\$8,308</u>	Cost of Goods Sold	<u>\$10,002</u>
\$4,962	Surplus from Bar Trading	\$6,128
	INCOME FROM CLUB MEMBERS	
\$17,773	Subscriptions	\$12,710
\$0	Academy	\$517
\$270	Donations	\$650
\$0	On-line auction	\$284
<u>\$2,149</u>	Raffles - Club	<u>\$0</u>
\$20,192		\$14,161
	EXTERNAL FUNDRAISING	
\$7,535	Gaming machine donations	\$9,000
\$1,250	Sponsorship (Note 3)	\$2,500
\$10,208	CCA grants	\$9,204
\$0	Cornwall fundraising	\$3,174
(\$0)	less: Cornwall costs	(\$4,708)
\$0	Prize money	\$2,000
\$14,167	Pavilion hire	\$19,216
\$85	Interest received	\$154
<u>\$0</u>	Insurance claim proceeds	<u>\$2,601</u>
\$33,245		\$43,141
<u>\$58,400</u>	<b>TOTAL INCOME FOR YEAR</b>	<u>\$63,430</u>

These financial statements are to be read in conjunction with the Notes to the Financial statements on page 106



# Statement of Financial Performance

## for the year ended 31 May 2012

2011	EXPENSES	2012
	PLAYING EXPENSES	
\$6,722	Material costs - balls	\$4,043
\$4,346	Material costs - gear and clothing	\$1,019
\$5,084	Ground rentals	\$3,703
\$2,378	Practise wickets	\$4,023
\$1,144	Fees and levies	\$2,805
\$3,415	CCA funded contracts	\$3,000
<u>\$7,348</u>	Coaching	<u>\$15,979</u>
\$30,436		\$34,572
	PAVILION EXPENSES	
\$3,240	Insurance	\$3,315
\$1,344	Heat, light and power	\$1,505
\$4,856	Repairs and maintenance	\$2,944
\$1,069	Cleaning	\$1,142
\$393	Telephone	\$452
\$2,866	Depreciation on pavilion	\$2,458
\$3,703	Depreciation on furniture and plant	\$3,640
<u>(\$749)</u>	Depreciation (recovered) on motor vehicle	<u>\$226</u>
\$16,724		\$15,683
	ADMINISTRATIVE EXPENSES	
\$945	Postage, stationery and reports	\$1,213
\$1,639	Advertising	\$656
\$3,091	General expenses	\$2,658
\$1,177	Presentations and awards	\$1,519
\$1,250	Audit fee	\$1,250
<u>\$323</u>	Club socials	<u>\$875</u>
\$8,425		\$8,172
<u>\$55,586</u>	<b>TOTAL EXPENSES FOR YEAR</b>	<u>\$58,426</u>
<u><b>\$2,814</b></u>	<b>SURPLUS (DEFICIT) FOR YEAR</b>	<u><b>\$5,004</b></u>

These financial statements are to be read in conjunction with the Notes to the Financial statements on page 106

## Statement of Movements in Equity

for the year ended 31 May 2012

2011	ACCUMULATED FUNDS	2012
\$93,582	Balance at beginning of the year	\$96,396
<u>\$2,814</u>	Net surplus (deficit) for year	<u>\$5,004</u>
<u>\$96,396</u>	Equity at end of the year	<u>\$101,400</u>

## Statement of Financial Position

as at 31 May 2012

2011	CURRENT ASSETS	2012
\$8,328	WestpacTrust - Cheque account (Note 6)	\$14,085
\$57	WestpacTrust - Bar account	\$57
\$93	WestpacTrust - Maintenance	\$88
\$584	WestpacTrust - Centennial fund	\$595
\$4,240	Accounts receivable	\$4,140
\$1,939	Subscriptions in arrears	\$1,044
\$397	Stock on hand - bar supplies	\$426
<u>\$6,023</u>	Stock on hand - balls	<u>\$2,823</u>
\$21,659		\$23,258
	<b>PROPERTY, PLANT and EQUIPMENT</b>	
\$2,368	Nets	\$2,368
\$64,863	Pavilion (Note 2)	\$61,989
\$24,117	Furniture and plant (Note 2)	\$20,893
<u>\$0</u>	Motor vehicle (Note 2)	<u>\$774</u>
\$91,348		\$86,024
<u>\$113,007</u>	<b>TOTAL ASSETS</b>	<u>\$109,282</u>
	<b>CURRENT LIABILITIES</b>	
\$4,740	Accounts payable	\$2,616
\$8,000	Member advances	\$0
\$1,133	Debentures	\$1,133
\$501	add: Accrued interest	\$501
<u>\$2,238</u>	GST due	<u>\$3,633</u>
\$16,612		\$7,883
<u>\$96,396</u>	<b>NET ASSETS</b>	<u>\$101,400</u>
<u>\$96,396</u>	<b>EQUITY</b>	<u>\$101,400</u>

Signed on behalf of Executive Committee:

Treasurer

President

Date signed: 25 June 2012

These financial statements are to be read in conjunction with the Notes to the Financial statements on page 106

# Review Report

## The Members of the St Albans Cricket Club

I have reviewed the financial statements of St Albans Cricket Club on pages 102 to 106. The financial statements provide information about the past financial performance of the Club and its financial position as at 31 May 2012. This information is stated in accordance with the accounting policies set out in the Clubs annual financial statements on page 106.

### Executive Committee's responsibilities

The Executive Committee is responsible for the preparation of financial statements which comply with generally accepted accounting practice in New Zealand and which present fairly the financial position of the Club as at 31 May 2012 and the results of its operations for the year ended on that date.

### Reviewer's responsibilities

I am responsible for reviewing the interim financial statements presented by the Executive Committee in order to report to you whether, in my opinion and on the basis of the procedures performed by me, anything has come to my attention that would indicate that the financial statements do not present fairly the matters to which they relate.

### Basis of Statement

A review is limited primarily to enquiries of personnel and analytical review procedures applied to financial data and thus provides less assurance than an audit. I have not performed an audit and, accordingly I do not express an audit opinion.

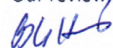
I have reviewed the financial statements of the club for the year ended 31 May 2012 in accordance with the Review Engagement Standards issued by the New Zealand Institute of Chartered Accountants. These standards require that we plan and perform the review to obtain moderate assurance as to whether the statements are free from material misstatement whether caused by fraud or error. I also evaluated the overall adequacy of the presentation of information in the financial statements.

Other than my capacity as a reviewer, I have no relationship with or interest in the Club.

### Statement of review findings

Based on my review nothing has come to my attention that causes me to believe that the accompanying financial statements, set out on pages 102 to 106, do not fairly present the financial position of the Club as at 31 May 2012 and its financial performance for the year ended on that date in accordance with generally accepted accounting practice in New Zealand.

Our review was completed on 25 June 2012 and my findings are expressed as at that date.



Bruce Harris  
Chartered Accountant  
Christchurch

# Notes to the Financial Statements

## for the year ended 31 May 2012

### Note 1 - Statement of Accounting Policies

St Albans Cricket Club is a non-profit organisation. The financial statements are general purpose and prepared in accordance with generally accepted accounting practice.

Unless otherwise stated the accounting principles recognised as appropriate for the measurement and reporting of earnings and financial position on a historical cost basis have been followed.

The entity qualifies for differential reporting because the Club meets the framework for differential reporting as the Club is not publicly accountable and is small. The club has taken advantage of all differential reporting exemptions.

*Changes in accounting policies:* There have been no changes in accounting policies which have been applied on bases consistent with those used in previous years.

*The following specific accounting policies which materially affect the measurement of financial performance and financial position have been applied:*

Accounts Receivable are stated at their estimated realisable value. Debts which are considered uncollectible are written off. There is no other provision for doubtful debts.

Stock on Hand - Bar Supplies has been valued at lower of cost or net realisable value.

Stock on Hand - Balls has been valued at lower of cost or net realisable value.

Equipment on Hand has been valued by the Committee.

*Sponsorship:* Sponsorship for services rendered to the club are accounted for as revenue and expense at values approximating the cost of the service provided.

Property, Plant and Equipment are stated at cost less accumulated depreciation. Depreciation has been calculated using the rates shown in the Property, Plant and Equipment Schedule (Note 2). Material, Nets and Junior Material have not been depreciated as the committee charges all repairs, maintenance and replacements to expenses.

A mortgage security over the pavilion is held by Westpac Banking Corporation. At 31 May 2012 there were no advances drawn against this security (2011 - nil).

*Related Party transactions:* The Committee are also members of the Club and pay subscriptions on the same basis as other members. Services provided have been supplied on normal commercial terms.

### Note 2 - Property, Plant and Equipment

As at 31 May 2012	Cost	Accum. Deprec.	Deprec. Rate	Last Year Book Val	This Year Book Val
Pavilion	\$95,545	\$33,556	3%	\$64,863	\$61,989
Motor Vehicle	\$1,000	\$226	33%	\$0	\$774
Furniture and Plant	\$39,748	\$18,855	10% & 33.3%	\$24,117	\$20,893
<b>Total Fixed Assets</b>	<b>\$136,293</b>	<b>\$52,638</b>		<b>\$88,980</b>	<b>\$83,656</b>

As at 31 May 2011	Cost	Accum. Deprec.	Deprec. Rate	Last Year Book Val	This Year Book Val
Pavilion	\$95,545	\$30,682	3%	\$67,730	\$64,863
Motor Vehicle	\$0	\$0	33%	\$1,474	\$0
Furniture and Plant	\$39,748	\$15,631	10% & 33.3%	\$26,200	\$24,117
<b>Total Fixed Assets</b>	<b>\$135,293</b>	<b>\$46,313</b>		<b>\$95,403</b>	<b>\$88,980</b>

### Note 3 - Sponsorships

The sponsorship of \$1,250 (2011 - \$1,250), is in respect of audit fees.

### Note 4 - Capital Commitments

There were no capital commitments at balance date (2011 - nil).

### Note 5 - Contingent Liabilities

There were no contingent liabilities at balance date (2011 - nil).

### Note 6 - Bank Overdraft Facility

In May 2010 the club obtained a \$5,000 unsecured bank overdraft facility from Westpac. The term was for a period of 9 months.