



St Albans Cricket Club

Notice is hereby given that the

109th Annual General Meeting

of the St Albans Cricket Club Inc.
will be held at Robbie's Riccarton,
201 Clarence Street

(in the function room, situated behind the main dining area) on

Monday, 5 August 2013 at 7:30pm

Business:

1. To receive the Minutes of the 2012 Annual General Meeting;
2. To consider and adopt the 2012/13 Annual Report and Accounts;
3. Election of Officers and Management Committee for the 2013/14 season;
4. Notice of Motion

That the club levy the following levels of subscriptions (GST inclusive) for the 2013/14 season, namely:

- a) *Adult Men and Women:*
\$270 to be paid by 30 November 2013;
- b) *Full-time University, Polytechnic, Training College Students, Men and Women Under 18:*
\$200 to be paid by 30 November 2013;

- c) *Adult Twenty20:*
\$120 to be paid by 30 November 2013;
- d) *Secondary School Pupils:*
\$135 to be paid by 30 November 2013;
- e) *Primary/Intermediate School Pupils:*
\$70 to be paid by 30 November 2013;
- f) *MILO Have-A-Go Module:*
\$70 to be paid by 30 November 2013;
- g) *Social:*
\$70 per year.

5. Notice of Motion

That St Albans Cricket Club hereby grants to all other members of clubs and other entities affiliated with the Christchurch Metropolitan Cricket Association, and to officers and employees of that Association, reciprocal visiting rights to the St Albans Cricket Club pavilion.

6. General Business:

Members are reminded to resign (in writing) before the date of the AGM, to ensure that no subscription payment is due for the 2013/14 season, in the event of any member deciding not to play or transferring to another club, or moving out of the city.

Scott Mason
Honorary Secretary
PO Box 1919
CHRISTCHURCH

Pavilion: Hagley Oval, South Hagley Park, Riccarton Ave,
Christchurch, New Zealand. Phone: (03) 366 4905.

Secretary: PO Box 1919, Christchurch 1, New Zealand.

E-mail: play@stalbanscricket.co.nz

Web: <http://www.stalbanscricket.co.nz>

2012/13 Officers

Patron:

Mr J Z Harris

Life Members:

Messrs I D Dempsey, R D J Mather, A G Jamieson,
S J D Cox, L N Serra, G J Curgenvin,
Mrs A J Mitchell and Mrs E W Horne

Honorary Auditor:

Bruce G Harris, C.A.

President:

Mr A G Jamieson

Chairman:

Mr A G Jamieson

Men's Club Captain:

Mr D E Pettet

Women's Club Captain:

Ms N M Blue
(resigned October 12, 2012)
Mr B J van Beurten
(co-opted November 8, 2012)

Honorary Secretary:

Mr S A Mason

Honorary Treasurer:

Mr L N Serra

Bar Manager:

Mr R L Carrigan

Management Committee:

Messrs M R Griffin, A F Johnstone, P J Mayell,
Miss N B Cox and Miss C J Hamel

Obituary

SIMPSON CLAIRMONT (SAM) GUILLEN **(September 24, 1924 - March 2, 2013)**

One of New Zealand's, Canterbury's and St Albans' most colourful characters, Sam Guillen died peacefully of lung cancer, surrounded by family.

A rare double cricket international Sam was a larger-than-life character, always happy to share a story or an opinion, while also a passionate sports fan and family man.


At 88 he was New Zealand's oldest living Test cricketer and a member of the famous 1956 team, which was the first New Zealand side to win a Test after 26 years and 45 matches of trying. Sam performed the final act of that match, against the West Indies at Eden Park, stumping former team-mate Alf Valentine before being surrounded by his jubilant team-mates.

A Trinidadian through and through, Sam moved to New Zealand after touring here with the West Indies side in 1952.

He initially joined the West Christchurch club, but after one season he transferred over to St Albans, where he met his future wife Valmai.


During his time with St Albans he played 114 senior matches between 1956/57 and 1970/71, scoring 4954 runs at 29.49 with five centuries and a top score of 173. Sam also took 70 wickets with his medium pacers at 23.60. Obviously his other main strength was his wicket-keeping ability and to this end he snared 188 dismissals (148 catches and 40 stumpings).

With such a stellar club career it was no surprise that he was also selected in the St Albans men's team of the century, which was announced at the club centennial function in 2005.



Following his retirement from serious cricket Sam continued in the club's lower grades, where he remained ever colourful and entertaining, particularly when in the field. His theories and experiences captivated both team-mates and opposition.

Sam played five Tests for the West Indies and three for New Zealand. He is just one of 14 men to play Test cricket for two countries, but so nearly didn't get the chance to play for New Zealand. He turned down the Canterbury selectors three times because he did not want to take the spot of a local cricketer. When he eventually did get talked into playing he performed outstandingly well and Walter Hadlee then asked him if he would play for New Zealand.



When he finally did play for New Zealand it was, ironically, against his former side. Even though he hadn't completed a four-year residency stand-down, the West Indies graciously raised no objection, and, as he related later in life: "They all formed a ring, took their caps off and gave me three cheers when I walked out to bat for the first time."

Sam was a natural sportsman and back home in Trinidad he was a keen amateur boxer and track cyclist. In New Zealand he also was good enough to play in goal for Christchurch club Western AFC. He played in the 1954 Chatham Cup final against Onehunga, though Western lost that game one-nil.

In later years Sam could be regularly seen on the Harewood golf course. He was even good enough to have a single-figure handicap while at the peak of his golfing powers.

Sam is survived by his wife Valmai and his four children (Gerard, Sally, Andrew and Jane) and nine grandchildren.

Obituary

RAYMOND RICHARD ANDREW McLAUHLAN **(November 26, 1918 - December 17, 2012)**

At 94 years of age, Ray McLauchlan was the oldest member of the club at the time of his death.

Ray joined the club straight from secondary school in 1935 and was a loyal member right through to the time that he passed away.

Ray played 32 matches in the senior team between the 1945/46 and 1952/53 seasons, scoring 866 runs at 20.14 with three fifties and a highest score of 90. He also took six cheap wickets at 11.17.


He continued to play in many of the club's lower grade sides with distinction after he had finished at senior level.

Ray was the men's club captain during the 1950/51 season and went on to be elected the club's president at the annual general meeting in 1963, holding that position for three seasons.

Ray's outstanding service to the club was recognised when, in 1969, he was elected as the club's 12th life member.

Ray was also one of the club's highly decorated World War 2 servicemen and he returned to the club after flying Hurricanes out of the UK and India.

Always a gentleman and quietly spoken, Ray will be missed by all who knew him and played with and against him around the various cricket fields of the city. A true St Albans stalwart.



Obituary

ROBERT WILFRID (BOB) PEERS **(July 24, 1928 - November 27, 2012)**

It was with sadness that the club was advised of the passing of Bob Peers. Bob was a one-club man from the time of his first day at St Albans and it stayed that way until his death.

Bob was a larger-than-life member of the club: player, talker, story-teller, joker, hard worker, committee-man extraordinaire, recruiter and, over latter years, a source of information on how older members were keeping and what they were up to.



Bob was regularly on the phone to Alan Jamieson wanting to know all about the club, what was happening and how were we going to sort out the challenges that lay ahead.

Bob, in general terms, was a lower grade player and while many a bowling attack was blunted by his wide bat it was on the administrative side of things that Bob truly shone. As a business owner he introduced the sort of business practices that he felt a club like St Albans should be run by and in many ways was the forerunner to how the club is runs now.

Bob was president of the club between 1966 and 1969 and later acted as club patron between 1989 and 1994. He also served as the club secretary for four years in the late 1950s.

In 1968 Bob donated a silver cup to the club - aptly named the Peers Cup - for the person who has contributed most on and off the field during the season. Forty-five years later and this cup is still one of the main awards presented at the club's prize-giving night.

Bob's son Richard joined the club after he had left Christ's College, thus keeping the Peers name in the club, but unfortunately Richard moved to Auckland to further the family business.

Obituary

EDWARD NEIL (NEIL) PENLINGTON (January 4, 1925 - October 27, 2012)

The club was saddened to learn of the death of Neil Penlington on October 27, 2012, aged 87. Husband of the late Joy and father of Grant and Jillian.

Neil played 57 games of senior cricket for the club between 1945 and 1960. He scored over 2000 runs with a top score of 91 and also took 25 catches.

Neil was part of two championship-winning teams, 1954/55 and 1956/57, the former being the team that represented the club in its 50th anniversary year.

His son Grant played for several years in the club's lower grade and President's sides and was the club secretary for the 2005/06 season.

Neil's playing years included many seasons in the club's second tier grades after he had left the senior side.

He was a full-hearted player in teams, mainly as a batsman. Neil had all the traditional traits that one associates with a good cricketing upbringing.

He continued to loyally support the club in later years and took a keen interest in how the Premier men's side at the time was performing.



President's Report

On behalf of the Executive and Committee, I have much pleasure in presenting the Annual Report and Accounts covering the 2012/13 season, the 108th in the club's history.

Much expectation was in the air following the previous 18 months, which were very challenging in a number of ways for the club. Several areas of concern had been identified and needed to be addressed. One of which was the need to recruit a significant number of new members throughout all sections of the club. A plan was drawn up and, from June 2012 onwards, it was vigorously followed. The results were outstanding. Over 40 guys and 20 girls joined the club, with several more coming on board during the season itself. This allowed the selectors to lift the number of teams entered in grades by four from the previous year (a net gain of three as the 3A grade men's team disbanded, with half retiring and the remainder merging into the President's grade team).

Central to this recruitment was the need to get our Premier women's team numbers up to a sustainable level and back playing competitive cricket under the club's own banner after a season with only seven players and requiring help from other clubs and the CCA. This we did and did well, with the ultimate reward of winning the competition final played on the newly-developed Hagley Oval. Congratulations to Amy Satterthwaite and the rest of her team for an outstanding summer.

We also won the Kirsty Bond Series, which was an amalgamated Premier/Division 1 competition played when the Canterbury players were away on representative duty. Well done to Courtney Buckman, who led this side while Amy was away. I would also like to say a big thanks to Meg Kendal, who also stepped in to perform coaching and captaincy duties during the summer.

Unfortunately it was a summer of little team success in the men's grades. There were lots of near misses and "almosts" but, to be brutally honest, the strength of the sides below Premier level were down on previous seasons. Many of our teams lacked a quality player or two or perhaps the consistency of longevity needed to win a grade. This is something that the recruiters, selectors and captains will need to address with zeal during the winter months, if we are to get back onto the winning podium. It is the first time since 2006/07 season that we haven't won at least one men's competition in a season.

On the women's playing side of the club the news has been all positive. Suffice to say that Barry van Beurten's involvement and passion has been rewarded with a vibrant, skilled, competitive and happy groups of girls across all the grades. Barry, with the aid of a tight group of helpers, has transformed this stuttering, under-performing and poorly resourced side of the club into one of New Zealand's top two or three female cricket sections. What's more, he isn't finished yet and Barry has big plans afoot to go much, much further. This section is in really good hands.

The summer of 2012/13 was also one of the country's hottest and driest on record. By the end of the summer most of the country was in a state of severe drought. In Christchurch we experienced several days in the thirties, many weeks in the high twenties and little rain. It made for excellent playing conditions and I think I'm right in saying cricketers love to play with the sun on their backs. If there was ever a season of this happening consistently, it was the summer of 2012/13. There were even a couple of times when the CCA advised clubs not to put on covers on a Friday night, such was the settled forecast of dry and hot overhead conditions.

Looking back to early August 2012, the club had its annual general meeting, which went off smoothly, and an executive and committee of 11 were duly elected. For the first time we chose the New Zealand Cricket High Performance Centre facilities at Lincoln University as the venue for our pre-season trainings. This decision proved to be very popular as the number of nets, wide open space, warm-up area and lighting quality were well received. The numbers who travelled to Lincoln to take part each Thursday night were well up on previous seasons and some old crusty types were overheard commenting "I wish the nets had been like this in my day."

Everything was on track for the opening day of the season, except for one important matter: we didn't have any match pitches confirmed. At the time we were in the challenging situation of having the four club pitches on our home oval being disestablished, as the planned council upgrade went ahead to reduce this number to one. The Hospital Corner pitches were also similarly affected, having had delays in the laying of a very large sewerage pipeline. This took half the pitches on the corner out of action for the whole summer for the second season running. These circumstances caused club officials much angst and annoyance but, in the end, with help from the CCA, we decided to base ourselves at the University of Canterbury's Ilam fields for the summer. This turned out to be a satisfactory decision on some fronts

but disappointing on others. It is not something we would like to do again by choice. We would however like to thank the CCA and the University hierarchy for helping us out, and no doubt we will still see some of our teams playing at the Ilam fields in the seasons ahead.

One of the main gripes from last season was the inability of the club to find satisfactory training and practice pitches. All in all we were at four different venues, none of which proved good enough for a period of any more than a month or so. I would however like to thank the Burnside club for offering part of their practice block to us. It was a generous gesture which we appreciated and I know the CCA helped facilitate this as well, as in a financial way to the Burnside club. I apologize to members of the club for the frustratingly poor efforts in not being able to secure something more befitting a top Premier club. We need to do better for this coming season.

Once again we welcomed players from overseas who came to play for the club. Those who took up our invitation were Martyn Hill and Adrian Neill, who came for the whole season, while Daniel Jefferies was here for the first three months and Callum Dutia joined us shortly before Christmas and remained to the end. It would be fair to say that the relationship between these players and the club was strained at times and there seemed to be more irritations and itches to scratch than normal. The boys played their part on the field and contributed well, but off the field the personalities, in the main, didn't connect well with other club members and various situations became difficult. The committee must take some responsibility for how the situation panned out, but at all times we tried to accommodate their requests and had their best interests at heart. Perhaps we and other club members could have embraced them a little more warmly.

As well as these four guys we also placed the club professional in the same accommodation, that of a six-bedroom house in Burnside. Josh Peters, from the Buckhurst Hill club in Essex, joined the club as our Premier player/coach after our original choice decided to go elsewhere at the last moment. Josh tried hard to make telling contributions on the field and, I guess, 305 runs and 19 wickets across 16 games over three formats was a disappointing return. He missed three playing days due to injury. Off the field Josh did all that the club asked of him and was a fine representative of the club in the many and varied situations we asked him to take care of.

Once again the club is indebted to several businesses within the city for their support during the summer. We thank you one and all for you

continued backing of the club and we have acknowledged you on the inside cover of this annual report. We hope that you will see it as advantageous to continue to provide funding and/or product for the club next summer.

As members of the club are aware, Canterbury Cricket have pushed on with their desire to see our home ground and Premier oval become the next international and provincial cricket arena. This opportunity has been seized following the damage done by the earthquakes to the two main playing ovals of AMI Stadium (Lancaster Park) and the Village Green at QEII Park. Throughout the last 12 months the CCA have been determined in their resolve to bring their dream to realization. The four club pitches have been dug out of the ground and a new 11-pitch block has been developed in the middle of the oval. The ground has had its underground watering system altered, new drainage put in place and the outfield has been sand-slit. Several games have now been played on the new oval, including one for both our Premier men's and women's sides. Currently the CCA are awaiting a decision (which is imminent) from the Environment Court as to whether they will be allowed to proceed with stage two. This would involve installing four light towers, a large embankment to circle the perimeter of the field and build a substantial pavilion incorporating international standard facilities and seating overlooking the oval. There is no doubt that the architects' visuals show a magnificent setting. Their vision is located on the inside of the cover.

The club has waxed and waned over what to do and has had several meetings with the CCA's chief executive Lee Germon and board members to try and work through our options, costings, suitability and all the positives and negatives that we could think of. We appreciate all the support from former members (for and against) and would like to reiterate that we have one chance to set the club up for the next 50 years. We often thank the founding members of the club for choosing the ground that they did - and the spot within that ground that they did - it is certainly the best location of any cricket club in the city. One cannot always look back and hope that everything will stay as it has been for 108 years as progress, changing circumstances and foresight to the future needs to be kept in perspective. The simple fact is that over half the club membership wouldn't care less about where we played or what park we were located on as, in the main, they are transient cricketers. But for the rest - the "lifers" and long-serving players and administrators who have shed buckets of sweat and toil getting the club to where it is today - it does matter. The executive and committee are just the current carriers of the traditional "rampant

lion" emblem and club colours. It is our responsibility to leave the club in a better situation and position of strength before we all move on, before others step up to take our place. Let's hope that the sound of the club song "When The Saints Go Marching In" is heard once again around Hagley Oval, the smell of freshly cut grass on the green sward and the thwack of leather on willow becomes regular occurrences again, as we push to stay at our traditional home and continue to enjoy the environment of the Hagley grounds.

During the summer the club continued to hold many of the popular events and activities that always draw good numbers. The quiz night was won by the team of Jeremy Morriss, Josh Peters and Dan Johnston, while the bowl-off was won by Dan Johnston. The lawn bowls pairs tournament was taken out by the team of Ben Langrope and Aaron Johnstone. The Christmas party was organized by the overseas lads, but lacked the Christmas theme and flair of previous years, although those present made the most of the warm evening and partied into the wee hours.

As usual the end of summer brought the last night of the season function, which turned out to be a monster night. The club prize-giving night was also held a week later. A special thank you to New Zealand Cricket director of cricket John Buchanan who spent the night with the club, doing the presentations as well as relating a few interesting and amusing stories in a 25-minute speech with a Q&A afterwards. A few dozen cups and trophies were presented to the 80 in attendance, including the prestigious club player of the year award, which went to Ben Langrope. The full list of awards is printed elsewhere in this booklet. Congratulations to Ben on a fine season. His 616 runs, 40 wickets and 15 catches put him far and away ahead of the chasing bunch of contenders. Ben followed this up with the city-wide player of the year award at the Christchurch Metropolitan awards night a few days later, capping a stellar summer for a talented cricketer.

This year the club had an executive and committee of 11. Those elected at the club AGM in early August worked hard and industriously to ensure that the club squeezed whatever positive and helpful advantages we could in the nomadic season that unfolded. Nicola Blue, although elected into the women's club captain position at the AGM, resigned from the club two months later and was replaced in her position by Barry van Beurten. Club members have an experienced and knowledgeable group of people running the club, especially as the season also contained an ongoing and convoluted ground issue, something that has taken a lot of time and effort. Twelve committee

meetings have been held and the following attendance figures are representative of the first 11:

		Meetings	Years
President/Chairman:	Alan Jamieson	11	40
Secretary:	Scott Mason	11	12
Treasurer:	Lindsay Serra	11	30
Men's Club Captain:	Duane Pettet	11	10
Women's Club Captain:	Nicola Blue	2/2	2
	Barry van Beurten	6/7	1
Bar Manager:	Richard Carrigan	10	5
Committee:	Peter Mayell	3	15
	Murray Griffin	10	8
	Aaron Johnstone	8	8
	Natalie Cox	5	2
	Caroline Hamel	6	1

At the time of writing this report Peter Mayell and Aaron Johnstone have indicated their unavailability for next season's committee, while Duane Pettet is standing down from the position of men's club captain but will remain available for the committee.

I would thank the outgoing people and those looking to try different aspects of committee work for your dedicated and professional advice and thoughts throughout the season. It was a trying year but we came through stronger and positioned well for another rise to the top.

There are now a couple of positions which we need to fill and hopefully we can find suitable people to keep the club running efficiently and like a well-oiled machine. If you are keen, make it known to me and we can talk about duties, time management and meeting attendances etc.

We are fortunate to have such experienced and steady hands at the helm of the club and without the likes of Duane Pettet, Lindsay Serra, Barry van Beurten and Scott Mason the club would be mightily worse off. The others like Murray Griffin, Peter Mayell, Richard Carrigan and Aaron Johnstone give very incisive and thought-provoking direction, often wittily so. The newer committee members like Natalie Cox and Caroline Hamel help with special projects when time and opportunities

arise. You are all a great bunch which I'm proud to lead.

The club continued its relationship with Cathedral Grammar, although not to the same extent as previous years, however we have established a solid partnership with the school that we don't want to break. Thanks to Kirsty Bond for her continued support in this area.

A full list of players from the club who played representative cricket appears elsewhere in the report, but the club extends its congratulations to Amy Satterthwaite and Lea Tahuu who played for the New Zealand White Ferns during the last 12 months. As well Meg Kendal, Janet Brehaut and Natalie Cox were selected for the Canterbury Magicians. Kate Stiven was a member of the Otago Volts.

On the men's side a new member to the club, Bradley Cachopa, was contracted to the Canterbury men's team, while Matt Holstein had his first experience in Canterbury colours, acting as 12th man in a HRV Cup Twenty20 match in Wellington. Late in the summer the club recruited an Auckland school leaver, Kyle Jamieson, and he made an immediate impression. He was well rewarded with selection in the New Zealand Under-19 team that played a series against Australia at Lincoln, after the club season was finished.

There's never a season where lots of people haven't give up many hours of their valuable time to help fill one position or another, or providing expertise and support. I've already acknowledged the elected people, but a special thanks go to: our Premier men's scorer Dave Perry; our bar lady and caterer Julie Harris; our ever-present patron John Harris, who we look forward to completing his 20th year of loyal service in this position this upcoming season; the umpires, whose job is never easy; the many groundsmen who have toiled hard to provide us with good quality pitches; and, finally, Lee Germon, Mike Harvey and Mike Fisher, from the Canterbury Cricket Association and Christchurch Metro Cricket, for their efforts and help during the season.

In a couple of weeks' time the 109th club AGM will be held and we hope that you will be able to attend. The meeting will be short and sharp but is an important part of the club's constitution. It is a time where you can air your concerns or give support and praise if you wish. Alternatively, it is a forum for you to ask questions, seek answers and give ideas and suggestions regarding the path that the club is taking.

Pre-season training will take place for those teams playing serious cricket as well as those in the women's section. A club pro and overseas amateurs will be sought and welcomed. Questions will be asked about how Duane's team will go this year. Will the Presidents finally pick up silverware? Will the 2As be strong enough across three different formats to win at least one competition?

The club is in good health with hopefully the majority of teams back on South Hagley and trainings back in front of the pavilion. The finances are in good shape thanks to the experienced Lindsay Serra. All we need now is a return to the halcyon days of some years back where the social spirit of the club rocked and was the envy of the other city cricket clubs.

Winter well and we will see you all at the AGM, pre-season trainings or on opening day in late September. If you are not going to play next season I would ask that you advise the club of this before the AGM. If you don't, you could be up for next summer's subscription. Remember, if playing for another club you will need to get a written transfer form completed.

Alan Jamieson

St Albans club player of the year Ben Langrope receives his award from New Zealand Cricket director of cricket John Buchanan. Langrope also won awards for most runs, wickets, catches and sixes in the club in an unprecedented haul.



Men's Club Captain's Report

In the second season after the earthquakes it was time for the rebuilding of the men's section of the club to gain pace, having negotiated some testing times in the previous year, including losing two teams. As Christchurch started to rebound in terms of the rebuild effort and its associated economic growth and increasing visitor numbers, so too did the club look to reinvigorate its playing stocks. A strong recruitment drive during the winter months proved fruitful come August, with the largest turn-outs at pre-season training seen in many a year, right from day one. Even more impressive was the enthusiasm and dedication shown by players, given most had to travel 20-plus kilometres each way just to attend the nets out at the Lincoln University facility. A group of morning grade guys had even taken it upon themselves to arrange a few sessions out there prior to the official club nets, such was the keenness to get back into the swing of things and hit the ground running.

The upshot of the surge in player numbers was that we were able to re-enter a 2B grade side, having last year been forced to withdraw it - with a heavy heart - for the first time in almost four decades. We also welcomed a brand new side in its entirety thanks to some existing connections within the club. The "Balgay County Cricket Club", as they were known, were a bunch of good keen lads who were wanting to test whether their dedicated weekly practice sessions at Middleton Park would translate into something special in the heat of battle. They effectively replaced another side of similar origins in the Cavaliers Twenty20 grade, which had disbanded after the earthquakes two years ago.

Offsetting the injection of two new sides was the inevitable loss of the BBBBs from the 3A grade. Rickety joints, family and other commitments eventually took its toll as the average age of the team crept slowly higher. Their seemingly never-ending pool of quality fill-ins diminished just enough for them to decide not to keep trying to give the young whippersnappers in the grade a good run for their money. After so many years of domination it was time for a new challenge. The remaining stalwarts amalgamated with the President's grade side to form, in theory at least, a super team to challenge the best in what is now a highly competitive grade.

Thus, come opening day we entered seven men's sides and there were plenty of signs for optimism for the summer ahead. Alas, 'twere not so simple. Within a few weeks we were hit with a rush of unavailabilities as players were caught up by weekend work commitments, left the city due to a change in circumstances or simply vanished into thin air in a couple of cases. A record number of injuries befell players and, as is often the

case in such situations, most of these occurred simultaneously to leave sides crippled. From having ample numbers to cover any short-term losses we were suddenly forced to scrape together line-ups with much effort and difficulty. Thankfully things settled down once we were bolstered by a bunch of new members later on in the season.

It was fun and games at times trying to organise decent practice nets. Teams were jostled about the city on a monthly basis due to the disruption caused by the Hagley Oval redevelopment. The first facility was on an old Hospital Corner wicket block, which rapidly disintegrated to the point that a chest pad suddenly became an in-vogue piece of safety equipment for any batsman who dared set foot in the nets. Funnily enough, not many did after the first few weeks.

This forced us to split practices into two groups, with the Premier men going to train on better quality wickets at Burnside Park. The remainder made the best of a tough situation at Hospital Corner until it finally proved too dangerous to even spend five minutes in the nets. Eventually this group joined the Premiers at Burnside, except this produced its own issues. We only had two nets between everyone and the ground was packed on a Thursday evening with the home club's top sides plus numerous juniors also practicing within close proximity of our location.

At last a tenable solution arose once the fenced-off perimeter of the Hagley Oval development had receded sufficiently in the New Year and we were able to practice right next to Riccarton's nets. Though there's historically been some pent-up rivalry between the two clubs it must be noted that Riccarton were very friendly and accommodating as we encroached on their traditional area of the park in a time of need.

It is not surprising that the development of skills, processes and team and club spirit were hampered before Christmas because of the unsettling situation we found ourselves in, nor is it unexpected that things significantly improved towards the tail-end of the season when we had a consistent base to work from. Unfortunately, the horse had somewhat bolted for us to make a major impact on results by then, but it does stand us in good stead for next season as we look to build on these late-season gains. We are set to be back netting on familiar turf in front of our pavilion in 2013/14, all going according to plan.

The Premier men's side again remained relatively stable, with 11 players appearing in at least two-thirds of their 19 matches throughout the season. The 2As however used 14 more players than the season before, meaning new combinations constantly had to be established and left the side unstable for large chunks of the season. The 2Bs used another XI's worth of players than the 2As, and that too over only a 15-game season.

Such was the churn that besides the ever-present captain, only four others even managed to hit double figures in terms of appearances. The afternoon grades were much improved on previous years with the well-networked 4As and Cavaliers having a steady supply of self-sourced fill-ins while the 4Cs - formerly a regular problem child - were a revelation as they remained largely intact for the majority of the year. The new-look President's grade side continued the BBBBs model of employing the most reliable regulars, meaning they used a mere 19 players all told.

The definitive, quantifiable assessment of the season on the men's side of the club makes for bleak reading. No trophies, no finals even. A few near misses (Premier men losing in the one-day semis and one clean hit away from the Twenty20 final; 4As letting slip a fine opportunity to topple the eventual grade winners in the semi-finals; 4Cs at the top of the ladder before falling away when split into the Top 4). In the end, we had three third-placings, two fourths, two fifths, four sixths and two sevenths (including one wooden spoon). This undid a lot of the good work done by the women's section and led to our worst Petersen Shield performance in donkey's years, finishing last of the eight metropolitan clubs. Despite these results it's fair to say that it was a transitional season for the men's section and there is good reason to believe we should bear the fruit of the renewal process in the coming season or two.

New Members

Our recruitment drive aimed to attract at least 30 new members on the men's side of the club and we're pleased to say we comfortably exceeded our goal. Those to join (or rejoin) us included:

Duncan Anderson	Adam Irvine	Kris Pagan
Jordan Ashford	Kyle Jamieson	Josh Peters
Nick Baker	Daniel Jefferies	Bevan Rich
Steve Balchin	Daniel Lake	Ziaul Rony
Hir Bhakta	Richard Latty	Shailesh Sakale
Emmett Boyle	John Logan	Joey Scott
Bradley Cachopa	Shane Maelzer	Nick Sevta
Andrew Condliffe	Ojas Mahapatra	Anurag Sharma
Danny Cunningham	Daniel McCormick	Dan Sharples
Lachie Davidson	Thom McMenamin	Michael Sherwood
Pavan Deshmukh	William Mills	Michael Smith
Callum Dutia	Connor Morriss	William Southby
Paul Foster	Jeremy Morriss	Dave Stewart
Steve Foxcroft	Ben Murdoch	Joel Turner
Tom Gudsell	Adrian Neill	Shane Verma
Lance Halkett	Jack Nuttall	Jared Weston
Jack Harper	Rhys Nuttall	Harry Williams
Martyn Hill	Paul O'Connor	

We hope that everyone listed above will be on deck again next summer and that you enjoyed the season, had some success and are already looking forward to the start of October and the first day of summer.

Members Who Have Left

Having experienced a large number of departures the previous season due to the earthquakes it was good to see player movements noticeably settle down this year. Whether through retirement, moving from the city or other personal reasons, the number of players not returning from the previous summer was one of the club's lightest in recent years. Those to disappear included:

Mark Barron	Darren Lowe	George Robinson
Jack Bruce	Grant Lucas	Brett Saunders
George Buchanan-Smith	Scott MacGibbon	Harry Shaw
Luke Cunningham	Tim McGoldrick	Chris Taylor
Adam Curtis	Alister Melville	Robert Thompson
Tony Falloon	Jack Miller	Stuart Thompson
Geoff Henry	Gerry Penford	Paul Thornton
Brent Holland	Luke Piper	Graeme White
Tristram Jesson-Moore	Ben Ramsay	Mat Wiseman
Rory Jones	Dan Ramsay	Tristen Zintl
Karl Josephs	Mark Reid	

We thank these players for their contributions, both on and off the field, during the course of their time at the club. We would like to keep the door open should your circumstances change and you feel like donning the whites once again for St Albans.

Team Summaries:

Premier - captained by Aaron Johnstone. This side were always going to be on a hiding to nothing attempting to emulate, or even surpass, their achievements of the previous season. Their pre-season goal was to win an unprecedented quadruple (two-day, one-day, Twenty20 and National Club Championship titles), having last year won the first two and come within a whisker of success in the latter two competitions. They suffered a shaky start in all three metropolitan competitions, meaning they were forced to play catch-up for the most part. Most meritoriously they managed to overhaul the pack in the one-day competition to claim top spot, only to go down in the semi-finals. This sadly put paid to a repeat visit to the club nationals in Auckland in April. The team's stand-out was Ben Langrope, who scooped virtually every major award at the club prize-giving, including becoming the first player to win both the top batting and bowling prizes in the same season. In fact, no other player has even

managed to top both ladders in different seasons, such is the magnitude of his feat.

2A Grade - captained by Clem Gibbens. Mid-season Clem took over at the helm from Dan Johnston, who was deservedly elevated to the Premier side and remained there for the rest of the season. It is fair to say that Clem confronted this challenging position head-on and was met with mixed success as the team culture and personalities within it were still battling to find a happy medium. These lads fought gamely throughout the season but found it difficult to back up a good session of play with another one. This will come in time though, as the team gels further and individual players get better accustomed to their roles. After a lot of shuffling around this year, they should be able to do this in a more stable, productive environment next season. While still in the embryonic stages, this team can be more than competitive in this grade if - along with the injection of a few quality players in key departments - the core of the side continue to build on the work ethic introduced late in the season and learn to play for - and enjoy playing with - one another.

2B Grade - captained by Duane Pettet. The skipper was enthusiastic about the pre-season boost in numbers that allowed him to resurrect this side and, in what has become a fairly weak grade of late, was quietly hopeful of results given the raw material he had to work with. A good first-up win with an almost entirely new set of faces perhaps over-inflated that optimism. It proved to be a false dawn as the squad was decimated in quick time, making it a constant struggle for respectability for the remainder of the season. The loss of players to the sides above or elsewhere proved costly as a number of eminently winnable games went down the gurgler but for one or two more quality regulars being available. Despite the low success rate the team contained a number of quirky characters who ensured that at very least they'd not get overly disheartened and still be able to enjoy themselves off the park too.

4A Grade - captained by Jono Hamilton. History repeated itself for the Boundary Riders as they surged at the start but faded later on to end up with a slightly par effort in the win-loss column. The mid-season loss of star all-rounder Dan Stribling was keenly felt. However, they took care of the weaker teams at the right time of the season and snuck into the top four, where they found it considerably more difficult against their bogey opposition. Nonetheless, they nearly had the winning of their semi-final against the top qualifiers with three overs remaining only to stumble at the last moment. They wrapped up the consolation match on the last day of the season to end up a creditable third.

4C Grade - captained by Matt Sutherland. This team was a revelation this season, far exceeding its performances of the previous half-dozen or so

seasons. An sizeable injection of new players, and useful ones at that, made all the difference as someone put their hand up almost every week and come up with a match-winning contribution. Two bowlers took hat-tricks as the blend of old and new combined to dismiss opposition line-ups for under 100 in seven of their first eight games. The evergreen batting of the skipper and the new-found confidence with the willow of burgeoning all-rounder Abe MacDougall meant the team possessed the all-round firepower to be dangerous in any match situation. They got off to a hiss and a roar but spluttered a little after Christmas, just slipping off the pace enough to miss out on a final berth. The team has come a long way and promises much more next season. The side had a number of incorrigible personalities in the mix, creating some well-spirited mayhem at times and the unit thoroughly enjoyed their time together.

President's Grade - captained by Scott Mason. This side's Achilles heel surfaced once again - once again getting off to a poor start to the season, losing their first three completed games. This was made all the more difficult by having to meld the existing base of the team with those who had emigrated from the BBBBs and trying to find the right blend that produced optimal results. It must've been both a blessing and a curse for the skipper to have to try and keep everyone happy when more than 11 were available most weeks (though most other captains in the club would surely not mind that "problem"!). Once they did get going however, they were a threat to every side, knocking off a couple of the grade's big guns and putting away most of the weaker teams in clinical fashion. Unfortunately they started with too much of a handicap to impact on the final medal places but still earned a respectable fourth place. Now that they have found their stride, beware any opposition who take them lightly in 2013/14.

Cavaliers Twenty20 Grade - captained by Daniel McCormick. This group of guys proved the old adage of it's not just the winning but how you play the game. In their first season playing organised cricket together as a team it was a steep learning curve for this side in the rapid-fire 20-over format. With more gaps in the field with two fewer fielders in the nine-a-side grade, it meant a lot of leather-chasing if things went awry. Though they won by default first-up, they lost their first seven on-field matches. Despite this they still celebrated every wicket and big hit with gusto and when their first win came it tasted all the sweeter. They ended up winning six games in all and managed to finish a creditable sixth out of eight teams. The team was well organised and never once short of a full complement of players thanks to their extensive network of keen supporters and friends. The lads were a welcome addition to the club environment and we hope to see more of them next season.

Representative Players

The club had its first Canterbury first-class representative in three seasons with the move from Auckland by Brad Cachopa. Also moving down from Auckland was national under-age player Kyle Jamieson.

Congratulations to the following players who were selected in representative sides:

Canterbury: Brad Cachopa

Canterbury 'A': Greg Dawson, James O’Gorman

New Zealand Under-19s: Kyle Jamieson

Canterbury Districts Kiwis: James Richards

Matt Holstein also acted as 12th man for Canterbury in a Twenty20 match away against Wellington.

CCA Men’s Club Cricket Player of the Year

Top 10:			Points
1st	Ben Langrope	(St Albans)	1094
2nd	Keryn Ambler	(Lancaster Park Woolston)	1066
3rd=	Ben Rapson	(Riccarton)	1050
3rd=	Ian Cockbain	(Marist-Harewood)	1050
5th	Aaron Johnstone	(St Albans)	963
6th	Brent Findlay	(Lancaster Park Woolston)	924
7th	Chris Mugford	(Riccarton)	920
8th	Theo van Woerkom	(Old Boys Collegians)	877
9th	Paul Knight	(Old Boys Collegians)	858
10th	Déan van Deventer	(Lancaster Park Woolston)	838

Other St Albans players:

Greg Dawson 626, George Earl 547, Josh Peters 519, Matt Holstein 505, Michael Davidson 494, James O’Gorman 413, James Richards 358, David Twigg 302, Dan Johnston 240, Kyle Jamieson 181, Ben Brady 146, William Mills 116, Duncan Anderson 107, Will Southby 50, Chris McGoldrick 50, Brad Cachopa 34, Dan Sharples 34, Connor Morriss 10, Jack Harper 9, Lachie Davidson 0.

Melhuish Shield

This season metropolitan clubs were invited to take part in what had, until now, been a suburban-only competition of similar ilk to the Petersen Shield. Each club paired up combinations of two of its men's sides and entered them as a duo. Points are awarded for success in two-dayers or one-dayers, depending on the grade. There were 36 combinations entered across all the clubs, with St Albans' entering three pairs. Our best (Premier and President's) finished 9th equal while the 4A/4Bs were 14th equal and the 2A/2Bs 33rd. The Southern Districts Senior A/3C pair won by a comfortable margin and a full table can be seen on page 66.

Summary

With regards the morning grades there has been a lot of soul searching, debriefs and reviews since the season ended and it is clear to us what we need to do in order to make significant improvements in the aspects of training, playing and socialising. These things are all inextricably linked to one another and just how hard we each work on these will tell just how successful, harmonious and gregarious our club - and all who are a part of it - are. It has been no coincidence in the past that when everyone was on the same page, giving it all for each other that we produced a thriving and dominant club that was the envy of others.

The above applies to the afternoon grades too, but naturally less on the training side of things. And while it may not be as cut-throat on the field, no doubt that competitive element still very much exists and winning makes the fizz taste all the sweeter at the end of the day's play. Team culture across these sides was highly commendable - now the challenge is to channel that positive energy into an improved club environment.

My thanks to the captains and other team organisers for assisting me with handling all sorts of weird, wonderful and wacky situations that cropped up frequently throughout the season. I think we just managed to keep this ship above water and heading on the right path. However, it's time for me to hand over the reins to some fresh blood after having gone somewhat stale in the role that I've been the caretaker of on-and-off over the last seven years, particularly the intensity and difficulty of the past two post-earthquake seasons. My best wishes go to my successor, Dan Johnston, who will have my wholehearted support for whatever he needs to proficiently transition into the role.

I look forward to catching up with everyone, either on the playing fields or at the pavilion afterwards over a beverage or three, come October.

Duane Pettet

Women's Club Captain's Report

We have set ourselves the goal of having the strongest and largest girls' and women's club in New Zealand and one which also has the best development pathway. Already this year we have started to take big strides towards meeting this goal.

This has been a fabulous season for the women's and girls' section of the club. We have had possibly the most growth in girls' and women's cricket of any club in the South Island, possibly even New Zealand. There are several people to thank for this, namely Alan Jamieson, Simon Oldershaw, Chris Holt and Drew Murray. Thanks guys, for your outstanding support this year.

We have undertaken a number of initiatives to develop the girls outside of normal club competition matches and we have been extremely well represented when it comes to junior representative sides.

Team Summaries

Premier Women - This season we were able to field a St Albans Premier team that won both the one-day competition and helped win the Kirsty Bond Series also. We had 15 women play two or more games for the Premier side. Well done, ladies - a great effort. We have already started recruiting for next season and have some exciting new people lined up. Congratulations to Meg Kendal on being presented with the Jean Ruddenklau Trophy (for consistency in women's club and representative cricket) at the Canterbury Cricket awards evening.

Division 1 and Division 2 Women - We started off the season with only a Division 2 side, which won almost all of their games quite easily. So, with further recruiting efforts from several parents prior to Christmas, we soon had enough players to be able to enter a team in each division. We ended up coming third in Division 1 and making the final in the Twenty20 competition in Division 2.

Year 7/8 and Year 5/6 Girls - Similarly, we started off the season with just one Year 5/6 team which won almost all of their games and were leading the competition prior to Christmas. Again, with the assistance of parents, we were able to field two teams after Christmas - one in each division. The players that went up to the Year 7/8 grade were mainly underage girls, but they held their own and won several games - next year will be even better. The new Year 5/6 team got stronger and stronger each week and finished their last game in an emphatic manner that bodes well for next season.

Super 8s Girls - This team is a joint side in conjunction with the Cathedral Grammar school and they have some promising players about to emerge in the Year 5/6 grade.

New Members

In the middle of the 2012 winter, after a series of meetings with key personnel in the club, it was decided that we needed to spend some time and money to try and get the women's section - including secondary and junior girls - back to where it was before the earthquakes hit the city.

What has eventuated over the last 10 months has been nothing short of amazing. The influx of new players has meant that instead of having just one team we are now back with four adult sides. Next summer, with some more pushing, we also hope to have a side in the social Twenty20 grade, the only competition from which St Albans were absent this year.

Those that joined the female side of the club prior to or during the season included:

Paris Andrews	Ashley Harrison	Hayley Schimanski
Annabelle Brinkhurst	Charlotte Holt	Ava Smith
Sophia Brinkhurst	Sophie Holt	Grace Smith
Courtney Buckman	Millie Kennedy	Jess Stagg
Anneka Calder	Lexi Kerr	Anthea Stanley
Olivia Clark	Molly Mulrooney	Sofie Studholme
Georgia Clarke	Kate Murray	Savannah Winter
Angela Coyle	Lucy Murray	Alex Wotton
Rebecca Gooby	Gemma Prime	Maddie Wotton
Sophie Gray	Mel Puckett	

There was also a large number of girls who played one or two games but didn't actually register. It was a policy of the club to let girls have up to two introductory games so they could get a feel for whether it was for them or not. Hopefully these girls will have enjoyed it enough to register and play full-time next summer.

Note: we have excluded from the above list players who were in our Premier women's team two seasons ago, as all carried St Albans registrations and membership last season but were playing under the banner of the Canterbury Development XI.

Members Who Have Left

We saw a few girls hang up their boots, move from the city, go on overseas trips for relaxation or work or, in a couple of instances, transfer

to another club. Some did fill in during the season when called upon in a time of need. Those to leave were:

Kelly Anderson	Celine Cotton	Hannah Loeffen-Gallagher
Kelsey Ashworth	Georgia Doyle	Casey O'Brien-Smith
Jayne Beattie	Jess Gray	Daisy O'Connor
Telana Cloete	Megan Gray	Josie O'Reilly
Anna Combrink	Kaori Hughes	Monique Pettet
Mel Cormick	Christine Kane	Amy Turner

As usual, we would always welcome any previous members back into the playing ranks as, in many cases, lots of ground work and learning of new skills would be wasted if not actively playing.

Representative Players

During the season many St Albans players were picked to play for various representative teams. Congratulations to all of those named:

New Zealand:	Amy Satterthwaite, Lea Tahuhu
Canterbury:	Amy Satterthwaite (captain), Janet Brehaut, Natalie Cox, Meg Kendal, Lea Tahuhu
Otago:	Kate Stiven
Canterbury U21:	Courtney Buckman, Natalie Cox
Otago U21:	Kate Stiven
Canty Secondary Schoolgirls:	Georgia Clarke
Canterbury U15:	Sophie Oldershaw, Gabby Sullivan
Christchurch Metro U15 Black:	Sophie Holt, Katie Morris, Gabby Sullivan
Christchurch Metro U15 Red:	Sophie Oldershaw
Mid/South Canterbury U15:	Georgia Clarke
Chch Metro Year 7/8 Black:	Sophie Gray, Molly Mulrooney, Hayley Schimanski, Savannah Winter
Chch Metro Year 7/8 Blue:	Olivia Clark, Emily Stewart, Paige van Beurten
CJCA Year 7/8:	Olivia Clark, Sophie Gray, Molly Mulrooney, Kate Murray, Mel Puckett, Hayley Schimanski, Grace Smith, Emily Stewart, Paige van Beurten, Savannah Winter
Christchurch Metro Year 5/6:	Daniella Thomas
CJCA Year 5/6:	Bella Christie, Heloise Clark, Lexi Kerr, Charlotte McFarlane, Lucy Murray, Daniella Thomas, Amelia Webber

Katie Morris was also selected for the New Zealand Under-16 women's indoor cricket team which competed in the Junior World Series in South Africa in September/October.

CCA Women's Club Cricket Player of the Year

Top 10:			Points
1st	Hayley Jensen	(East Christchurch Shirley)	609
2nd	Hannah Linton	(Old Boys Collegians)	452
3rd	Meg Kendal	(St Albans)	392
4th	Katey Martin	(Old Boys Collegians-Country)	345
5th	Natalie Cox	(St Albans)	335
6th	Erin Bermingham	(Old Boys Collegians-Country)	329
7th	Katie Morris	(St Albans)	310
8th	Sara McGlashan	(East Christchurch Shirley)	300
9th	Janet Brehaut	(St Albans)	280
10th	Hana Mauafu	(LP Woolston-Sydenham)	276

Other St Albans players:

Courtney Buckman 266, Lea Tahuu 250, Georgia Clarke 154, Anthea Stanley 183, Amy Satterthwaite 135, Kate Stiven 132, Jess Stagg 82, Angela Coyle 64, Sophie Oldershaw 33, Caroline Hamel 21, Alyssa Tahuu 9, Emma Hay 2, Clare Nicholas 1.

Hawkes Bay Cricket Camp

Several parents from our club organised a team to attend a Year 7-9 tournament in Hawke's Bay in January 2013. A third of the girls were players from St Albans. We won all our games and therefore the tournament. Victorious team members were Gabby Sullivan, Sophie Oldershaw, Sophie Holt and Paige van Beurten. In 2014 we are sending an all-St Albans side.

Wanganui Invitational Side

Wanganui Cricket organises both a national under-15 and a new under-17 tournament each year. St Albans has built up a great relationship with Wanganui and, as such, have organised an annual fixture where a team of high school girls from the greater Wanganui area come to Christchurch to play St Albans in a series of games.

The Wanganui girls played four games while here in March, winning three of them with some stunning individual efforts. We came up victorious in the last game. We had some outstanding individual efforts by our girls. The team was ably captained by Georgia Clarke, one of our Premier women who is still at high school.

Next year all girls in the club (regardless of age) that want to play will be given the opportunity, as Wanganui will be sending both a strong team plus a development side. This is a fabulous opportunity to play girls from outside the region and build up deep friendships through on and off the field activities.

Christmas Function and Junior Prize-giving

At the end of the season we held our annual Christmas function and junior prize-giving (for our Year 5/6, Year 7/8 and Division 2 sides) which was well attended by the girls. It just so happened that our Premier women were playing in the final of their competition on the new Hagley Oval adjacent to our clubrooms, so many of the girls arrived early to encourage our senior women on. We ended up winning the final convincingly!

After a free sausage sizzle, drinks and chips for the girls, we gathered upstairs and the formalities were held. Amy Satterthwaite (our jubilant captain) interrupted her celebrations and graciously came up to present the awards and tell the girls a little about the New Zealand women's team trip to the Cricket World Cup in India, held a month or so earlier.

Sophie Oldershaw and Gabby Sullivan, our two current Canterbury Under -15 girls' representatives also assisted in presenting awards and having a photo with our younger girls.

Lastly, thanks to all the girls, parents, coaches, managers and other supportive people and groups for a great season of growth. We do have plans next season to continue to improve the experience for the girls both in coaching and in developing their abilities through trips away and other initiatives.

Barry van Beurten

Top Individual Performances

The 2012/13 season was the lightest on record for notable individual achievements with only nine players either scoring a century or taking a six-wicket innings haul.

Considering it was one of the driest summers in recent memory, plus the club had entered three extra teams, it is rather surprising that so few hundreds were posted.

Even the near-misses were on the wane, with the seven scores in the 90s being two fewer than the previous season. Ojas Mahapatra came closest without racking up three figures, being dismissed for 96 for the 2Bs against Riccarton. Grant Ross of the 4As was most unfortunate, being stranded unbeaten in the 90s twice in successful chases. No women's player managed to score a hundred, however the best knock was saved for the most important occasion. Meg Kendal made a match-winning 94 for the Premier women in their one-day final against Old Boys Collegians-Country.

Jack Harper topped the season batting charts, in what was just his second game (and third innings) for the club. Having made a duck on debut for the Premier men, he bounced back in style the following fortnight with a two-day match double of 43 and 136 for the 2As.

Richard Mather scored his century on the last day of the season, converting his ninth 50-plus score for the club into his maiden ton. He now averages over 41 with the bat in 49 matches for St Albans. His previous best of 72 was made against top side East Christchurch Shirley Gold in 2008/09.

Pierre Flavell makes yet another appearance on the list, notching up his sixth hundred for the club. Impressively, it is the fourth consecutive season he has made a three-figure score in, though none of his six tons have surpassed the 110 he made three years ago.

On the bowling front, Courtney Buckman led the way with superb figures of 7-8, the most economical bag of seven wickets or more since Sarah Parker's 8-4 in 2008. It was just Buckman's fourth game for the club and she topped off the performance by striking an unbeaten 43 to help win her side the match by one wicket.

It took Ben Langrope until his 138th match for the club, stretching back to 2005/06, to take his first Premier career five-wicket bag. He

topped his previous best of 4-17 (twice) and went on to take 10 for the match (and 40 for the season) for good measure.

In his 57th game for the club Dan Stribling's maiden six-for beat his previous best of 5-17 (against Merivale-Papanui in 2008/09). He now has four bags of five or more at St Albans and averages just 13 per wicket across his four seasons here.

The other three players to take six-wicket bags were all in their first seasons with the club and were all achieved while attempting to defend low totals. Callum Dutia and Adam Irvine's efforts were (just) unsuccessful but Pavan Deshmukh's performance was not only match-winning but also included a hat-trick, the first at the club for two seasons.

Just six weeks after the first hat-trick Pavan's team-mate Shay Smith took one as well as the 4Cs rolled the Parklands 2nd XI for 47. Mike Nuttall's only three wickets of the game against the Buffaloes culminated in the club's third hat-trick late in the season.

Batting:		Grade	Opposition	Date
Jack Harper	136	2A Men	v Ricc	02/02/13
Richard Mather	101*	President's Men	v Syd Hospital	23/03/13
Pierre Flavell	100	President's Men	v Horn	09/03/13

Bowling:		Grade	Opposition	Date
Courtney Buckman	7-8	K Bond Series	v OBCC	24/11/12
Callum Dutia	7-35	2B Men	v OBC	02/03/13
Pavan Deshmukh	6-12	4C Men	v MP	27/10/12
Ben Langrope	6-12	Premier Men	v Syd	09/02/13
Adam Irvine	6-27	2B Men	v Syd	10/11/12
Dan Stribling	6-28	4A Men	v Buffaloes	10/11/12

Hat-tricks:		Grade	Opposition	Date
Pavan Deshmukh	6-12	4C Men	v MP	27/10/12
Shay Smith	5-6	4C Men	v Pklds 2nd XI	08/12/12
Mike Nuttall	3-18	4A Men	v Buffaloes	16/02/13

St Albans Awards Winners, 2012/13

Most Ducks Cup:

Dan Lake (2B Men) - 7 ducks

Most Sixes Crown:

Ben Langrope (Premier Men) - 18 sixes

Most Economical Twenty20/One-day Bowling Figures:

4 overs: Gabby Sullivan (Div 1 Women) - 4-2-3-0

8 overs: Danny Cunningham (4C Men) - 8-5-6-4

10 overs: Matt Holstein (Premier Men) - 10-3-14-2

Most Runs Scored Off An Over (by a batsman):

Dan Johnston (Premier Men) - 31 runs

Most Runs Conceded Off An Over (by a bowler):

John Bascand (4C Men) - 29 runs

Best All-rounders:

Men (morning): Ben Langrope (Premier Men) - 616 runs and 40 wickets

Men (afternoon): Dan Stribling (4A Men) - 425 runs and 25 wickets

Women: Katie Morris (Premier/K Bond/Div 2 Women) - 203 runs and 17 wickets

Keeper: Aaron Johnstone (Premier Men) - 235 runs and 46 dismissals

Rod McCurdy Award

(for faux pas, cricketing misdemeanours, peccadilloes and violations of cricketing etiquette, skill and social acceptability):

George Earl

Gunna Award

(for claiming they were 'gunna do this' and 'gunna do that' often during the season):

Graham Curgenven

Best After-match Speech Award:

Natalie Cox

Personality of the Year:

Dan Johnston

Noel Love Memorial Trophy

(for the older St Albans member who shows outstanding enthusiasm, dedication, camaraderie and social interaction, both on and off the field):

Simon Oldershaw

Supporter of the Year:

Christina Mehrtens

Peers Cup

(club member contributing most on and off the field):

Lindsay Serra

Zin Harris Memorial Cup
(young male player of the year):
Kyle Jamieson (Premier Men)

Kim Jamieson Memorial Cup
(young female player of the year):
Courtney Buckman (Premier/K Bond Women)

Fielder of the Year Award
(most catches by a non-wicket-keeper):
Ben Langrope - 15 catches

Daygo Award
(most afternoon grade wicket-keeping dismissals):
Jonathan Price (President's Men) - 16 dismissals

Frank O'Brien Memorial Cup
(most runs in one grade):
Ben Langrope (Premier Men) - 616 runs

Cyril Crawford Memorial Cup
(most runs in any grade):
Ben Langrope (Premier Men) - 616 runs

Tom Burtt Memorial Cup
(most wickets in one grade):
Ben Langrope (Premier Men) - 40 wickets

Don Sandman Memorial Cup
(most wickets in any grade):
Ben Langrope (Premier Men) - 40 wickets

Bob Webb Memorial Cup
(most wicket-keeping dismissals in one grade):
Aaron Johnstone (Premier Men) - 46 dismissals

Team Players of the Year:
Premier Men: Ben Langrope
2A Men: Clem Gibbens
2B Men: Joel Turner
4A Men: Grant Ross
4C Men: Abe MacDougall
President's Men: Mark Hampton
Cavaliers T20 Men: Ben Murdoch
Premier Women: Meg Kendal
Div 1 Women: Gabby Sullivan
Div 2 Women: Paige van Beurten

Club Player of the Year:
Ben Langrope

CCA Awards Winners, 2012/13

Grade winners:

Premier Women - One-day competition
Kirsty Bond Series - One-day competition

Club cricket awards:

Chattel Hayes Memorial Trophy

(awarded to the wicket-keeper making the most dismissals in the men's Premier two-day Trophy competition):

Aaron Johnstone - 25 dismissals

Men's Club Cricket Team of the Year

(selections based on performances in the one-day and two-day competitions):

Aaron Johnstone (captain)

Ben Langrope

Jean Ruddenklau Trophy

(for consistency in women's club and representative cricket):

Meg Kendal

Men's Club Cricket Player of the Year

Ben Langrope

Representative awards:

Canterbury Magicians Batsman of the Year:

Amy Satterthwaite


Canterbury Magicians Bowler of the Year:

Lea Tahuhu



The Christchurch Metro Premier men's team of the year, including two St Albans players: Ben Langrope (first left) and Aaron Johnstone (captain, third from left).

TEAM REPORTS



Final Men's Competition Points

Premier Trophy (two-day)

Lancaster Park Woolston	109.48
Burnside West University	99.21
East Christchurch Shirley	90.94
Old Boys Collegians	89.52
St Albans	85.55
Marist-Harewood	70.59
Riccarton	59.79
Sydenham	52.72

Premier Cup (one-day)

St Albans	41
Old Boys Collegians	37
East Christchurch Shirley	33
Canterbury Country	32
Riccarton	26
Marist-Harewood	24
Lancaster Park Woolston	20
Canterbury Under-20s	19
Burnside West University	18
Sydenham	3

Semi-final: **Canterbury Country beat St Albans**

Semi-final: Old Boys Collegians beat East Shirley

Final: Old Boys Collegians beat Canterbury Country

Premier Twenty20 - Section 1

Lancaster Park Woolston	15
Marist-Harewood	10
Riccarton	5
Sydenham	0

Premier Twenty20 - Section 2

East Christchurch Shirley	10
St Albans	10
Old Boys Collegians	10
Burnside West University	0

Final: Lancaster Park Woolston beat East Shirley

2B Grade Cup (one-day)

Riccarton	28
Old Boys Collegians Gators	21
Sydenham	21
Burnside West University	21
Lancaster Park Woolston	18
Hornby	16
St Albans	13

Semi-final: Burnside West Uni beat Riccarton

Semi-final: OBC Gators beat Sydenham

Final: Burnside West University beat OBC Gators

2A Grade Trophy (two-day)

Lancaster Park Woolston	112.55
Marist-Harewood	107.19
Riccarton	104.88
East Christchurch Shirley	91.54
Old Boys Collegians	80.78
St Albans	58.62
Burnside West University	53.72
Sydenham	50.86

2A Grade Cup (one-day)

Marist-Harewood	34
Old Boys Collegians	25
Burnside West University	24
East Christchurch Shirley	24
Riccarton	24
Lancaster Park Woolston	14
St Albans	8
Sydenham	6

Semi-final: Marist-Harewood beat East Shirley

Semi-final: Old Boys Colls beat Burnside West Uni

Final: Old Boys Collegians beat Marist-Harewood

2A Grade Twenty20

Burnside West University	20
Old Boys Collegians	15
East Christchurch Shirley	15
Riccarton	15
Lancaster Park Woolston	10
St Albans	10
Marist-Harewood	5
Sydenham	0

2B Grade Trophy (two-day)

Riccarton	139.23
Sydenham	98.36
Burnside West University	94.22
Lancaster Park Woolston	87.61
Hornby	84.80
St Albans	67.49
Old Boys Collegians	67.41

2B Grade Twenty20

Lancaster Park Woolston	30
Riccarton	25
Sydenham	15
Hornby	15
Old Boys Collegians	15
St Albans	10
Burnside West University	10

4A Grade - Section 1 (Top 4)

Number 4 Experience	91
New Brighton	68
The Buffaloes	48
St Albans	43

Semi-final: **No. 4 Experience beat St Albans**

Semi-final: The Buffaloes beat New Brighton

Final: No. 4 Experience beat The Buffaloes

3rd Place Playoff: **St Albans beat New Brighton**

4A Grade - Section 2 (Bottom 4)

Merivale-Papanui TE Connectivity	51
Southern Districts	48
Addington	28
Lancaster Park Woolston	28

Plate Semi-final: Merivale-Papanui beat LPW

Plate Semi-final: Addington beat Southern Districts

Plate Final: Merivale-Papanui beat Addington

Plate 3rd Place Playoff: Southern Districts beat LPW

4A Grade - Round Robin

Number 4 61, NB 53, The Buffaloes 38, **St A 38**,
SD 33, MP 31, LPW 18, Add 13

4C Grade - Section 1 (Top 4)

Merivale-Papanui DJ Hewitt	78
The Wanderers	76
Scots Raiders	76
St Albans	66

Final: Merivale-Papanui beat The Wanderers

3rd Place Playoff: **Scots Raiders beat St Albans**

4C Grade - Section 2 (Bottom 6)

Southern Districts	68
Merivale-Papanui Grant Brothers	61
Addington	48
Parklands 2nd XI	33
Heathcote	28
Richmond	8

4C Grade - Round Robin

Scots Raiders 76, MP DJ Hewitt 68, **St A 61**,
The Wanderers 61, SD 58, MP Grant Brothers 41,
Add 38, PKlds 2nd XI 23, Heath 23,
x-Riverside Bar 5, Rich 3

President's Grade

*-Burnside West University Foxes	88
Merivale-Papanui Contract Construction	85
East Christchurch Shirley Gold	70
St Albans	68
Lancaster Park Woolston	65
Old Boys Collegians Pressies	63
Sydenham Cavaliers	55
Hornby	43
Sydenham Hospital	30
East Christchurch Shirley Blue	30
Sumner	30

* - denotes the current holder of the
Graham Frampton Challenge Cup

Cavaliers Twenty20 Grade

Pirates	95
Heath Cavaliers	83
Sydenham Tigers	73
Marist-Harewood	63
Riccarton Hogs	58
St Albans	33
East Christchurch Shirley	28
Heath Roundheads	10

x - denotes withdrawn from grade
or transferred to another grade

PETERSEN SHIELD

Marist-Harewood	7.77
Burnside West University	7.23
Old Boys Collegians	7.02
Riccarton	6.86
Sydenham	5.98
East Christchurch Shirley	5.94
Lancaster Park Woolston	5.71
St Albans	5.58

HADLEE TROPHY (two-day only)

East Christchurch Shirley	390
St Albans	389
Old Boys Collegians	387
Lancaster Park Woolston	385
Sydenham	383
Burnside West University	381
Riccarton	379
Marist-Harewood	364

Premier Men

	P	W	L	D/T/NR	Place
Two-day:	7	3	2	2	5th (8)
One-day:	9	6	2	1	3rd (10)
Twenty20:	3	2	1	0	3rd=* (8)
Total:	19	11	5	3	* 2nd in Sec 2

With four two-day titles from the previous five seasons and our runner-up position at the national club championship the previous season the emphasis was placed on the need to retain our position as the top Premier men's team in Christchurch. With the nucleus of the team returning some lofty goals were set, but unfortunately at times we let ourselves down and the little bit of luck needed to win competitions was just not there this season. Our ability to take wickets and bowl to a game plan again proved our strength with Ben Langrope, Michael Davidson, Matt Holstein and George Earl showing they can consistently take wickets at senior level. They were aided by the late-season introduction of Kyle Jamieson and cameos from William Mills, Ben Brady and Duncan Anderson. The other area of improvement this season was our ability to score runs on a variety of pitches. Although we have some way to go in this respect Greg Dawson, Ben Langrope and James O'Gorman have showed they possess the capabilities to push for higher honours, along with Matt Holstein who was included in the Canterbury Wizards Twenty20 squad this summer. The depth in the squad, with the likes of Dan Johnson who forced his way into the side and then commanded a position, was also an advantage compared to some other clubs.

One-day Cup

The one-day season got off to the worst possible start with a 15-run loss to Marist-Harewood when chasing only 79 for victory. It wasn't until round three against Riccarton we got off the mark, with the game in between against Sydenham being abandoned. After being in early trouble it was Langrope and Earl that got us out of trouble and through to a defendable total of 185. This proved to be too much with Brady and Earl proving the destroyers. The run of form continued with comfortable victories over Burnside West University, Old Boys Collegians and East Christchurch Shirley. Through this period we continued to bowl well with Earl taking two four-wicket hauls while Dawson and O'Gorman both notched up half-centuries. A comfortable seven-wicket win against the Canterbury Under-20 team, on the back of a half-century by O'Gorman, meant a victory in the final round-robin match against Lancaster Park

Woolston would find us at the top of the table. Davidson, Mills and David Twigg took nine wickets between them in rolling Park for 80 on our way to another comfortable seven-wicket victory to seal the No. 1 spot. This meant a semi-final against fourth-placed Canterbury Country at our temporary home ground of Ilam. On a challenging wicket we fell 30 runs short of a defendable total, with little resistance shown in the innings of 139. We gave ourselves a chance on a turning wicket with spinners Earl and Holstein applying pressure. At 100/5 a half chance went to ground and, with it, any opportunity for victory. All in all it was a disappointing way to finish the competition after our round-robin efforts showed we had the ability to defend our title.

Twenty20 Cup

The intention was to lengthen this competition to six rounds this season, meaning it would provided a fairer indication of the best team at this format. Unfortunately, due to rain it meant the competition reverted to the format of previous years, where the clubs were split into two pools of four and the top qualifiers played off in the final. In our first game against Old Boys we were in a strong position before rain created difficult bowling conditions and led to our demise. To qualify top in our pool from that point on was always going to be difficult. However, a victory the next morning over East Shirley, on the back of 62 from Langrope and three wickets from Mills, followed by a 10-run win over Burnside with O’Gorman top scoring with 45, meant it came down to net run rate to decide who progressed to the final. When the numbers were crunched it was found we had fallen just three runs short of tipping the calculations in our favour, leaving us to wonder what could have been.

Two-day Trophy

With the existing format being retained we were optimistic of making it five titles from the last six seasons and, at points throughout the season, we got ourselves into a position to make a charge for the title. We started the campaign just prior to Christmas with a narrow loss to East Shirley. We were lucky to get close to Easts’ 203 in the first innings with some powerful hitting from Twigg, who made his highest score for the club (82 not out), meaning we trailed by 33 runs at the end of day one. With a strong bowling display from Holstein (4-13) we were left chasing 188 for victory. We rallied through the middle thanks to Langrope (63) and Earl (57) but fell just eight runs short and started our title defence on the back foot. The post-Christmas campaign started with the inaugural game on the newly-laid Hagley Oval against rivals Riccarton. Riccarton batted first and were eventually dismissed for 203 with a cameo performance from Anderson, who claimed five wickets. At the end of day one we were 162/5 and had a decision to make on whether to bat

on or pull the pin. We batted a further 20 overs with Langrope (81) and Davidson (60) providing some fireworks on the way to 272. Riccarton then became the spoilers, batting defiantly until they were eventually out for 150 to leave us only seven overs to chase down 79 to win. In the haste to score runs we lost quick wickets and ended the game on 66/8. That was followed by a large defeat to Burnside after a first innings total of 99. Not even 95 by Dawson and 49 from Langrope in the second innings was enough as we lost by eight wickets. We finally got the season on track with a comfortable nine-wicket victory over cellar dwellers Sydenham. Langrope took 6-12 to rout them for 44 and Davidson chimed in with six for the match. Arguably the highlight of the season came in Johnston's innings of 80 when he hit the first five balls of their off-spinner's over for sixes. The bowler finally got one right with Dan managing to dig out a yorker, ending up taking 31 from the over. The defining point of the season came in the next match against Park after rolling them for 128 thanks to three wickets each from Jamieson and Holstein. After batting through to 196 by stumps thanks to 73 from Dawson, we had a 68-run lead and declared overnight. With Park showing no interest in playing any cricket we spent nearly 100 overs in the field on day two as they slowly made their way through to 266. We made a brief attempt to chase the 198 required in 15 overs but pulled the pin at 56/5. With top spot now out of the equation we started the next game poorly, letting Marist-Harewood get through to 242/9 declared. We managed 237 in reply thanks to a fine 87 from overseas professional Josh Peters. Josh followed this with four wickets and we rolled Marist for 103. We made hard work of the small chase but eventually stumbled over the line by two wickets. We managed to finish the season in style, chasing down 231 in the final innings after Jamieson took eight wickets in the match, O'Gorman and Langrope notching up half-centuries and Holstein getting us across the line with 49 not out.

In summary, it was a season that could have been, as evidenced by a top-of-the-table finish in the one-day competition only to fall at the first hurdle in the knock-out stages and then missing out on the Twenty20 final by the tiniest of net run rate margins. As mentioned earlier, it was a team effort with all producing a match-winning performance at some point, but special mention must go to Ben Langrope who performed extremely well all season. His performances were rewarded with numerous trophies on prize-giving night, including most runs, wickets and catches in the club, best all-rounder and player of the year. To top it all off he was also named the Christchurch Metropolitan club player of the year, which was an outstanding achievement. Further mention must go to David Perry who continues to support the team in his capacity as scorer and mentor and is a well respected member of the team.

Aaron Johnstone

Premier Men Two-day Averages, 2012/13

	Mat	Inn	NO	HS	Runs	Ave	100	50	Ct	St	O	M	R	W	Ave	Best	4wi	5wi	SR	Econ
DM Anderson	2	2	0	4	7	3.50	-	-	-	-	46	8	147	10	14.70	5-51	-	1	27.6	3.20
B Cachopa	2	2	0	14	16	8.00	-	-	2	-	-	-	-	-	-	-	-	-	-	-
MPF Davidson	6	9	0	60	128	14.22	-	1	3	-	115.2	25	337	16	21.06	4-50	1	-	43.3	2.92
GJ Dawson	7	13	3	95	317	31.70	-	2	6	-	10	0	47	1	47.00	1-12	-	-	60.0	4.70
GH Earl	5	7	0	57	91	13.00	-	1	1	-	69	8	282	7	40.29	4-61	1	-	59.1	4.09
JLF Harper	2	2	0	9	9	4.50	-	-	-	-	-	-	-	-	-	-	-	-	-	-
MP Holstein	6	9	4	49*	136	27.20	-	-	3	-	113.3	33	235	22	10.68	5-41	3	1	31.0	2.07
KA Jamieson	3	4	2	13	21	10.50	-	-	1	-	56.1	17	165	15	11.00	4-43	2	-	22.5	2.94
DD Johnston	6	10	1	80	188	20.89	-	1	2	-	-	-	-	-	-	-	-	-	-	-
AF Johnstone	7	12	5	26*	152	21.71	-	-	25	3	2	0	21	1	21.00	1-21	-	-	12.0	10.50
BJ Langrope	7	13	1	81	401	33.42	-	3	6	-	148	25	443	25	17.72	6-12	1	1	35.5	2.99
CP McGoldrick	1	1	0	0	0	0.00	-	-	1	-	-	-	-	-	-	-	-	-	-	-
WJ Mills	2	3	1	15	29	14.50	-	-	1	-	25	5	80	3	26.67	3-30	-	-	50.0	3.20
CW Morriss	1	1	0	0	0	0.00	-	-	-	-	-	-	-	-	-	-	-	-	-	-
JPD O'Gorman	6	12	1	54	145	13.18	-	1	4	-	8	0	31	0	-	-	-	-	-	3.88
JD Peters	7	12	0	87	191	15.92	-	1	4	-	70.1	14	200	13	15.38	4-33	1	-	32.4	2.85
JM Richards	6	10	1	37	76	8.44	-	-	5	-	18	2	86	4	21.50	3-35	-	-	27.0	4.78
DJ Sharples	3	4	0	14	34	8.50	-	-	-	-	-	-	-	-	-	-	-	-	-	-
WT Southby	2	4	0	16	30	7.50	-	-	2	-	-	-	-	-	-	-	-	-	-	-
DD Twigg	5	7	1	82*	122	20.33	-	1	1	-	68.1	15	177	8	22.13	2-22	-	-	51.1	2.60

Premier Men One-day Averages, 2012/13

	Mat	Inn	NO	HS	Runs	Ave	100	50	Ct	St	O	M	R	W	Ave	Best	4wi	5wi	SR	Econ
BN Brady	5	2	2	13*	16	-	-	-	1	-	29	4	108	10	10.80	4-28	1	-	17.4	3.72
LJ Davidson	1	0	-	-	-	-	-	-	-	-	3	0	9	0	-	-	-	-	-	3.00
MPF Davidson	7	5	1	17	26	6.50	-	-	2	-	49	4	187	11	17.00	4-14	1	-	26.7	3.82
GJ Dawson	9	9	0	76	169	18.78	-	1	7	-	-	-	-	-	-	-	-	-	-	-
GH Earl	8	7	0	36	106	15.14	-	-	3	-	57.3	5	233	18	12.94	4-11	3	-	19.2	4.05
MP Holstein	6	4	1	19	27	9.00	-	-	2	-	33.1	5	86	5	17.20	2-4	-	-	39.8	2.59
DD Johnston	5	3	1	21*	52	26.00	-	-	-	-	-	-	-	-	-	-	-	-	-	-
AF Johnstone	9	5	2	34*	68	22.67	-	-	15	3	-	-	-	-	-	-	-	-	-	-
BJ Langrope	9	7	2	55	133	26.60	-	1	5	-	48	6	183	10	18.30	3-46	-	-	28.8	3.81
CP McGoldrick	5	3	0	14	20	6.67	-	-	3	-	-	-	-	-	-	-	-	-	-	-
WJ Mills	3	1	1	0*	0	-	-	-	-	-	18	4	63	6	10.50	3-22	-	-	18.0	3.50
CW Morriss	1	1	0	0	0	0.00	-	-	-	-	5	2	13	1	13.00	1-13	-	-	30.0	2.60
JPD O'Gorman	8	8	2	58	208	34.67	-	2	3	-	1	0	3	0	-	-	-	-	-	3.00
JD Peters	8	7	3	33*	108	27.00	-	-	-	-	27	3	93	5	18.60	2-25	-	-	32.4	3.44
JM Richards	9	9	0	30	132	14.67	-	-	4	-	10.5	1	37	2	18.50	1-0	-	-	32.5	3.42
DD Twigg	6	3	1	18	20	10.00	-	-	--	-	36.3	4	124	6	20.67	2-10	-	-	36.5	3.40

Premier Men Twenty20 Averages, 2012/13

	Mat	Inn	NO	HS	Runs	Ave	100	50	Ct	St	O	M	R	W	Ave	Best	4wi	5wi	SR	Econ
BN Brady	3	1	1	3*	3	-	-	-	1	-	4	0	40	0	-	-	-	-	-	10.00
MPF Davidson	3	3	0	36	66	22.00	-	-	1	-	12	0	69	5	13.80	2-12	-	-	14.4	5.75
GJ Dawson	2	2	0	11	11	5.50	-	-	1	-	-	-	-	-	-	-	-	-	-	-
GH Earl	1	1	0	47	47	47.00	-	-	-	-	1.4	0	16	1	16.00	1-16	-	-	10.0	9.60
CA Gibbens	2	1	0	1	1	1.00	-	-	-	-	4	0	27	1	27.00	1-14	-	-	24.0	6.75
MP Holstein	1	0	-	-	-	-	-	-	2	-	0.2	0	2	0	-	-	-	-	-	6.00
DD Johnston	2	2	1	27*	27	27.00	-	-	1	-	-	-	-	-	-	-	-	-	-	-
AF Johnstone	3	2	2	13*	15	-	-	-	3	-	-	-	-	-	-	-	-	-	-	-
BJ Langrope	3	3	1	62	82	41.00	-	1	4	-	12	0	80	5	16.00	2-24	-	-	14.4	6.67
CP McGoldrick	1	1	0	0	0	0.00	-	-	-	-	-	-	-	-	-	-	-	-	-	-
WJ Mills	2	0	-	-	-	-	-	-	1	-	8	0	47	3	15.67	3-14	-	-	16.0	5.88
A Neill	1	0	-	-	-	-	-	-	1	-	2	0	10	1	10.00	1-10	-	-	12.0	5.00
JPD O'Gorman	3	3	0	45	86	28.67	-	-	1	-	2	0	18	0	-	-	-	-	-	9.00
JD Peters	1	1	1	6*	6	-	-	-	-	-	3	0	22	1	22.00	1-22	-	-	18.0	7.33
JM Richards	1	0	-	-	-	-	-	-	-	-	-	-	-	-	-	-	-	-	-	-
DJ Sharples	2	2	0	17	31	15.50	-	-	-	-	-	-	-	-	-	-	-	-	-	-
DD Twigg	2	2	0	18	19	9.50	-	-	--	-	8	0	44	3	14.67	2-27	-	-	16.0	5.50

2A Grade Men

	P	W	L	D/T/NR	Place
Two-day:	7	1	4	2	6th (8)
One-day:	6	1	5	0	7th (8)
Twenty20:	6	2	4	0	5th= (8)
Total:	19	4	13	2	

The 2012/13 season was another tough one for the 2A guys. We started the year with a young, relatively new team with many new guys joining the club this year, leaving only a few senior players in the team. The season started difficultly during the one-dayers, with the team being competitive for parts of the game only to let it slip at crucial moments. The results didn't really show how competitive we were in some of those games.

Next up were the games everyone looked forward to the most: the Twenty20 weekends. This was by far the format we were most competitive in this season. Again a bit of inconsistency cost us overall though we troubled even the best teams at times as shown by our defeat of Marist-Harewood, who had just come off an unbeaten run in the one-day competition. Some individual performances stand out, in particular Martyn Hill and Andy Murray (aka Metallica). Martyn's blistering 83 off 36 balls got us off to the perfect start chasing a reasonable total against Marist-Harewood. Andy also stepped up against Sydenham with an outstanding spell of bowling, taking 4-8 off his overs. Well, when I say spell, he did cut himself short thinking he had bowled his allotted four overs but in fact had only bowled three, stopping himself from potentially taking a rare Twenty20 five-for.

We finished the season playing the longest format, where we had a mixed bag of results. The high point was most likely the comprehensive victory over our traditional rivals, Riccarton. This victory can mainly be put down to Jack Harper, a young fella who came in for only a few weeks, but scored over 200 runs in the match and almost single-handedly batted Riccarton out of the game. Another individual performance that stood out, which I think most people who were at the game would agree, was when Denice "Dennis" Bhakta went berserk in the second innings against Lancaster Park Woolston. I haven't quite seen it rain sixes as much as Dennis made it do in that game, in particular hitting the same campervan in the adjacent car park on a few occasions.

We had quite a few different faces in the team this season.

Abishek Muralidhar was always solid at the top of the batting order. A few issues with fingers in the wrong place when taking catches meant Abi wasn't available the whole season unfortunately.

Ben Brady was a key part of the team and one of the most senior players. Unluckily for us, he spent part of the season in the Premier team, but when he played for us the "golden arm" would always contribute not just with bat and ball, but also with helping me lead the boys.

The overseas boys this year, Adrian Neill (the Ginger Giant) and Martyn Hill, had good individual seasons with Adrian finishing with most wickets and Martyn finishing with most runs for the team. Those two boys were always good for some banter on and off the field.

Dan Johnston was another player that we only had for part of the season due to his presence in the Premier team. Dan was the leader of the team until he left and was a key player with his big hitting and bowling.

The Morriss brothers, Jem and Connor, again were players we only had for part of the season but were both senior players and leaders in the team. Jem, the smiling assassin, was always solid with bat in hand and with the gloves behind the stumps. Connor was a key player in the bowling ranks and could always be relied on to the job.

Ziaul "Dave" Rony and Denice "Dennis" Bhakta were absolute characters within the team, in particular when in the field. Rony would just dive for everything even if it meant making a catch slightly harder than it needed to be. Dennis was our specialist out-fielder and not for the wrong reasons. He had an absolute rocket of an arm and it was always funny seeing the ball missile into Jem's gloves, though I think he may have not enjoyed it at times. Both boys were big hitters when they got going and it was always great to watch. And when they were happy in the field you could not keep them quiet ... not that anyone could understand what they were saying most of the time.

We had a few young guys in the team this season: Dan Sharples, Tom Gudsell, Jack Nuttall, Harry Williams, Jack Harper and Jordan Ashford. These guys only played a few games each but all contributed when available.

Emmett Boyle was another new player this year and he proved more than capable with ball and bat. He bowled very well all season and was a very useful lower-order batsman.

And, of course, how can we forget the resident characters of the team: Jonathan "Mustard" Hanson and Andy "Metallica" Murray. These guys always gave us a reason to laugh, on and off the pitch, but were both senior players and led from the front during the season.

We had so many other players that helped us out during the season also: Joel Turner, Karl Josephs, Jared Weston and Shane Maelzer.

Though the results didn't go our way this season everyone in the team still made it memorable. I appreciate all the work everyone put in during the summer and hope you guys all have a safe off-season and I look forward to seeing as many of you guys back next season. And if you aren't coming back, whether it's moving to another club or another city/town/country, I wish you all well on your future endeavours on and off the cricket field.

Clem Gibbens



William Southby works a ball behind point during an innings of 30 for the 2As against Riccarton at Hospital Corner.

2A Grade Men Averages, 2012/13

	Mat	Inn	NO	HS	Runs	Ave	100	50	Ct	St	O	M	R	W	Ave	Best	4wi	5wi	SR	Econ
Jordan Ashford	3	3	0	22	40	13.33	-	-	-	-	0.1	0	1	0	-	-	-	-	-	6.00
Hir Bhakta	6	7	1	66	131	21.83	-	1	2	-	2	0	15	0	-	-	-	-	-	7.50
Emmett Boyle	8	10	5	35*	89	17.80	-	-	1	-	65	10	304	16	19.00	3-21	-	-	24.4	4.68
Ben Brady	12	16	1	56	262	17.47	-	1	5	-	79	6	407	16	25.44	3-23	-	-	29.6	5.15
Jeremy Clayton	2	2	0	7	10	5.00	-	-	1	-	15	0	76	3	25.33	2-62	-	-	30.0	5.07
Clem Gibbens	17	22	1	63*	312	14.86	-	2	5	-	143.1	30	563	25	22.52	4-37	2	-	34.4	3.93
Tom Gudsell	8	8	1	56	90	12.86	-	1	2	-	7	0	49	0	-	-	-	-	-	7.00
Jonathan Hanson	3	3	0	3	4	1.33	-	-	1	-	-	-	-	-	-	-	-	-	-	-
Martyn Hill	19	23	0	83	460	20.00	-	3	4	-	11.5	1	78	4	19.50	2-17	-	-	17.8	6.59
Adam Irvine	2	1	0	1	1	1.00	-	-	1	-	4	0	27	0	-	-	-	-	-	6.75
Dan Johnston	7	8	0	40	94	11.75	-	-	4	-	44.2	4	232	5	46.40	2-42	-	-	53.2	5.23
Shane Maelzer	3	6	2	37*	56	14.00	-	-	1	-	20	0	106	4	26.50	2-23	-	-	30.0	5.30
Ojas Mahapatra	9	10	2	24	93	11.63	-	-	-	-	52	10	190	10	19.00	3-22	-	-	31.2	3.65
Jack Miller	2	2	1	7	7	7.00	-	-	-	-	6	1	22	0	-	-	-	-	-	3.67
William Mills	2	1	0	0	0	0.00	-	-	-	-	10	0	36	0	-	-	-	-	-	3.60
Connor Morriss	6	6	1	44*	121	24.20	-	-	2	-	31.4	2	128	6	21.33	4-36	1	-	31.7	4.04
Jeremy Morriss	11	13	1	63	176	14.67	-	1	14	-	-	-	-	-	-	-	-	-	-	-
Abishek Muralidhar	14	18	0	49	267	14.83	-	-	2	-	-	-	-	-	-	-	-	-	-	-
Andy Murray	15	10	5	14	39	7.80	-	-	2	-	93	13	440	17	25.88	4-8	1	-	32.8	4.73
Adrian Neill	19	24	2	31	295	13.41	-	-	3	-	196.2	29	876	32	27.38	4-17	3	-	36.8	4.46
Jack Nuttall	5	5	2	5*	10	3.33	-	-	1	-	56.2	10	246	13	18.92	4-43	1	-	26.0	4.37
Ziaul Rony	14	16	0	35	160	10.00	-	-	3	-	-	-	-	-	-	-	-	-	-	-
Nick Sevta	6	5	2	5*	5	1.67	-	-	-	-	20	0	127	3	42.33	1-17	-	-	40.0	6.35
Dan Sharples	4	5	1	75*	183	45.75	-	1	1	-	7	1	32	3	10.67	3-32	-	-	14.0	4.57
William Southby	5	5	0	44	94	18.80	-	-	1	-	9	4	43	2	21.50	2-30	-	-	27.0	4.78
Joel Turner	4	7	1	34*	99	16.50	-	-	10	-	-	-	-	-	-	-	-	-	-	-
Harry Williams	5	6	1	24	69	13.80	-	-	1	-	28	9	80	2	40.00	1-3	-	-	84.0	2.86

2B Grade Men

	P	W	L	D/T/NR	Place
Two-day:	6	1	4	1	6th (7)
One-day:	5	1	4	0	7th (7)
Twenty20:	5	1	4	0	6th= (7)
Total:	16	3	12	1	

With an influx of new members to the club, it was with great pleasure that we were able to return to the 2B grade after a frustrating season on the sidelines. With so many new faces, knitting the skills and personalities together to produce a tight team unit was to be a gradual process. The distribution of new talent weighed heavily towards pace bowling, leaving us rather light on the batting side of the ledger, so we did our best to manufacture a balanced XI. This gave rise to bowlers putting their hands up to try and prove a thing or two to the captain. Sometimes they paid off ... while others more closely resembled Chris Martin than Chris Gayle.

We were cock-a-hoop after rolling Lancaster Park Woolston for 68 first-up but perhaps we should've paid more attention to our top-order jitters, when we fell to 35/5 in reply, before limping to victory. This was sadly to be an eerie foreshadowing of things to come, rather than a one-off.

We failed to pass 200 in any innings during the year (our best, an even 200, came in a chase of 285 against Riccarton on a flat Ilam wicket). We were bowled out for under 100 as many as six times and it took until the second week of December until any individual batsman passed 50. Grim times indeed for our willow wielders. The best example (of many) where our bowlers were left to keep hope alive was in a one-dayer against Sydenham. After being dismissed for 98 it took Adam Irvine (6-27) and Nick Baker each bowling 10 straight with the new ball to give us a shot, reducing them to 60/8. Sadly, on the one occasion where having too many bowlers wouldn't have been a curse, we were short-staffed and our lack of options after the 20th over (and 37 wides!) saw Sydenham crawl home.

A fortnight later, despite having won just one game from our first four, we found ourselves in a virtual quarter-final against Burnside West University - the winners would make the semis, the losers vanquished. With just nine men we produced another inspired bowling performance to roll them for a meagre 86. However, what followed was the stuff of nightmares as we fell over for a pitiful 47 to send our one-day campaign to a crashing halt. Further salt into the wound came when Burnside went on to win the competition and we ended up last - the margins were just that fine. But for an hour of madness in the middle, who knows what might've happened.

Our Twenty20 performances were similarly mixed, with better team batting performances ironically being let down by our bowlers failing to remain composed when the opposition came hard at them. Joel Turner blitzed 81 and 68 against Park and Sydenham respectively, exploiting the Powerplay overs to perfection, peppering the midwicket boundary with regular ease. The latter was to be our only victory of the competition, where our weakest XI of the season fought tooth and nail to successfully defend 128 against the odds. We were somewhat aggrieved not to have had an earlier scalp, however. We scraped together 119 against Burnside, then fielded like demons to have it all boil down to them requiring two to win off the final ball. Young Jared Weston channelled Chris Pringle as he induced a play and miss from the batsman ... only for the umpire to signal a wide to a ball that passed inside the tramlines by a good 12 inches! A scrambled run on the rebowled delivery sealed our fate and only added to our growing suspicion that the cricketing gods were conspiring against us.

The two-day competition was where the team showed the most encouraging signs, even if the raw numbers don't fully illuminate this. Totals of 155 and 169 were enough to beat Park in our opening game on a very tricky batting surface at Woolston Park. Purist cricket lovers would've delighted in how the lads knuckled down in Boycott-esque fashion to occupy the crease. However, the season low-point came a month later when we were forced to default our next game against Burnside. We were simply unable to fill out a side thanks to an incredible injury toll across the top three grades. Sitting out for two weeks was not ideal when we were already missing out on three-and-a-half playing days due to byes.

We footed it toe-to-toe with the most consistently performing team in the grade, Riccarton, and at one point late on day one they were only 10 runs ahead with two first-innings wickets in hand. To lose by nine wickets by lunchtime on day two was a bitter pill to swallow, as they dominated every moment of the match from then on just as we had forced the door ajar.

On the same Hospital Corner 3 track a week later 27 wickets fell on a crazy first day against Old Boys Collegians. When you score 94 and are 114/7 in the second dig, you don't often tend to think you're in a potential match-winning position. However, a superb spell of 7-35 by Scottish leggie Callum Dutia left us needing to just break the final partnership with some 29 runs still up our sleeves. Needless to say, it didn't quite go according to plan and another one slipped through our fingers.

Our final game was to be the most exciting of the season. Electing to bat first on an iffy Denton Park track, we displayed great patience to eke out our second highest total of the year, 172. After securing a handy little lead another of our trademarked implosions left the home side needing just 119 to win. What followed was some of the most edge of the seat, intense cricket I've personally been a part of for many a year. We gave absolutely

nothing away and everyone held their nerve with the match toing and froing right to the very end. With the scores level, their No. 11 skied a ball from Ojas Mahapatra over a tightly-packed cover field. Twenty-one other players held their collective breath as Ziaul Rony backpedalled furiously before plucking a fine overhead catch. The Saints boys went absolutely berserk and casual Sunday shoppers at the adjacent Hornby Mall could've been mistaken for thinking we had just won the World Cup. However, the exhilarating tie was just the tonic for team spirit at the end of a torrid run.

To our fill-ins and one day wonders, thank you so much for helping out in times of crisis. Shuiab Ahmed, Dean Breedt, Arvind Chand, Jake Cornell, Tom Ellis, Pierre Flavell, Clem Gibbens, Tom Gillman, Tom Gudsell, Tejraj Janmale, Karl Josephs, Shane Maelzer, William Mills, Feby Perumbally, Hamish Powrie, Nivaskumar Ramaswamy, George Robinson, Mitch Ryan, Pubudu Senanayake, Dan Stribling, Theo Wordsworth contributed a combined 196 runs at 8.52, 10 catches and 11 wickets at 21.81.

Well done to Joel Turner, the team's player of the year. He was solid behind the stumps and menacing with the bat, particularly in the shortest form. Joel's situational awareness improved as the year progressed and that should translate to greater things in the longer formats very soon.

To our tireless bowlers: Adam Irvine, Callum Dutia, Jared Weston, Ojas Mahapatra, Nick Baker, Anurag Sharma, Dan Jefferies and Denice Bhakta, thanks for plugging away. You have every right to be a bit grumpy at our top order (even if a couple of you are in it too!) for not backing you up.

To our batsmen, well, methinks our pre-season will have to start earlier this year! Given I led the way when it came to underwhelming with the bat mine will have already started. Congratulations at least to Dan Lake for picking up a club batting award ... we just won't mention which one!

Despite the results it never felt as though heads were down for very long and people were still willing to stick at it and pitch in every week. For that, I am grateful and therefore optimistic about next year. If we can consolidate our gains and stabilise the team with a few new specialist batsmen we could be on to a winner. Thanks to Bevan Rich for his input on the coaching and tactical side of things in the latter half of the season. The boys responded really well to it and there's certainly a raw something there that we can shape from our brief experiment for next summer.

The team got on very well off the park and were well represented at club functions. The mid-winter get together was a particular highlight and I look forward to catching up with all you crazy folks again in the coming months to do it all over again. Until then, take care.

Duane Pettet

2B Grade Men Averages, 2012/13

	Mat	Inn	NO	HS	Runs	Ave	100	50	Ct	St	O	M	R	W	Ave	Best	4wi	5wi	SR	Econ
Nick Baker	6	7	0	11	34	4.86	-	-	-	-	53.3	7	189	11	17.18	3-8	-	-	29.2	3.53
Hir Bhakta	10	12	0	34	166	13.83	-	-	6	-	60.1	6	272	9	30.22	2-7	-	-	40.1	4.52
Emmett Boyle	5	3	2	27*	31	31.00	-	-	1	-	27	6	88	6	14.67	3-7	-	-	27.0	3.26
Jeremy Clayton	3	3	1	33*	52	26.00	-	-	-	-	8	0	42	1	42.00	1-14	-	-	48.0	5.25
Lars Davison	2	4	0	5	9	2.25	-	-	2	-	-	-	-	-	-	-	-	-	-	-
Callum Dutia	9	13	5	4	19	2.38	-	-	-	-	60.1	4	315	17	18.53	7-35	-	1	21.2	5.24
Jonathan Hamilton	5	4	0	47	63	15.75	-	-	1	-	7	0	67	1	67.00	1-25	-	-	42.0	9.57
Jonathan Hanson	6	7	0	27	72	10.29	-	-	2	-	0.4	0	5	0	-	-	-	-	-	7.50
Adam Irvine	10	12	2	49	95	9.50	-	-	5	-	83.2	14	353	21	16.81	6-27	1	1	23.8	4.24
Daniel Jefferies	7	9	0	41	124	13.78	-	-	6	-	39.2	3	175	9	19.44	4-22	1	-	26.2	4.45
Daniel Lake	12	15	0	10	33	2.20	-	-	-	-	-	-	-	-	-	-	-	-	-	-
Ojas Mahapatra	8	13	0	96	279	21.46	-	2	7	-	57.4	7	231	12	19.25	5-31	-	1	28.8	4.01
Sam McHattie	3	3	0	20	29	9.67	-	-	1	-	1	0	9	0	-	-	-	-	-	9.00
Jeremy Morriss	2	2	0	22	22	11.00	-	-	3	-	-	-	-	-	-	-	-	-	-	-
Andy Murray	3	3	0	11	16	5.33	-	-	-	-	22.2	1	82	4	20.50	2-17	-	-	33.5	3.67
Dhairesh Patel	2	3	1	16	17	8.50	-	-	-	-	-	-	-	-	-	-	-	-	-	-
Duane Pettet	15	20	3	49	317	18.65	-	-	8	-	6	0	53	1	53.00	1-23	-	-	36.0	8.83
Bevan Rich	2	1	0	13	13	13.00	-	-	3	-	-	-	-	-	-	-	-	-	-	-
Ziaul Rony	2	3	0	18	36	12.00	-	-	1	-	-	-	-	-	-	-	-	-	-	-
Grant Ross	2	3	0	26	27	9.00	-	-	1	-	-	-	-	-	-	-	-	-	-	-
Shailesh Sakale	2	2	0	6	8	4.00	-	-	-	-	6	0	17	1	17.00	1-17	-	-	36.0	2.83
Nick Sevtia	4	4	1	23	39	13.00	-	-	-	-	14	1	64	4	16.00	2-22	-	-	21.0	4.57
Anurag Sharma	5	7	2	26	65	13.00	-	-	1	-	36.3	3	162	9	18.00	4-29	1	-	24.3	4.44
Kevin Truesdale	2	2	0	17	19	9.50	-	-	2	-	-	-	-	-	-	-	-	-	-	-
Joel Turner	13	15	0	81	341	22.73	-	2	13	3	-	-	-	-	-	-	-	-	-	-
Jared Weston	7	8	3	33*	94	18.80	-	-	1	-	69	15	204	12	17.00	5-26	-	1	34.5	2.96



St Albans Cricket Club

2013/14 PRE-SEASON TRAINING

at the
**New Zealand Cricket High Performance Centre
Calder Drive, Lincoln University**

For those wishing to trial for the following teams:

**Premier, 2A and 2B Grade Men and
Premier, Division 1 and Division 2 Women**

Commences Thursday, August 8, 2013 (7.30-9.30pm)
and every Thursday thereafter until September 26, 2013

A small charge of \$5 will be made per person to cover the costs
of hiring the nets - please bring this with you on the night.

Bring your own cricket gear - balls will be provided

New members are very welcome to attend. Other grades will be
catered for during September at the same venue if the need is there.

For further information contact:

Alan Jamieson (President/Chairman)	Ph: 359 0110 (P) or 027 659 4425 (M)
Dan Johnston (Men's Club Captain)	Ph: 366 5884 (P) or 021 250 4783 (M)
Barry van Beurten (Women's Club Captain)	Ph: 352 6533 (P) or 021 336 837 (M)



The club hosted five overseas players in the 2012/13 season, all from the UK.

Above (from left):
Daniel Jefferies (here October-December, Kent),
Josh Peters (club professional, Essex),
Martyn Hill (Nottinghamshire),
Adrian Neill (Nairn in Northern Scotland)
enjoy a jet boat ride in Queenstown.

Right: Callum Dutia (here December-March,
Edinburgh in Scotland).



4A Grade Men

	P	W	L	T/NR	Place
One-day:	21	9	12	0	3rd (8)

It was a good season for the Boundary Riders as we ended up third after losing a very close semi-final to the eventual grade winners. The start of the season saw a glimpse of how things would go as we played with just seven on the park, but pulled out a win thanks to the ever reliable Mr Dan Stribling, who made a bristling unbeaten 91. Just for kicks he posted fifties in his next two innings too. Dan was always good for a few wickets when needed, ending up as leading wicket-taker even though he only played two-thirds of the season before heading off to Aussie.

The other regulars put their hands up like normal. Grant Ross scored plenty of runs and was unlucky to twice end up not out in the 90s, though he got the team through to victory on both occasions. He took over the gloves for the second half of the season to give way to Jeremy "Shaun Tait" Cumming, who came in off the long run-up bowling as fast and short as possible ... much to the disgust of the opposition. Mark "Dutch" van Groenedaal picked up his first wicket with a beautiful bowling spell that most would be happy with. He was sharp catching in close and cleared the hip with good effect against arch-rivals No. 4. Then we had the second-best new-ball pairing in New Zealand of the Nuttall twins, Mike and Rhys. Both produced excellent performances throughout the year, including Mikey's amazing hat-trick which included two lbws and Rhy-Rhy's straight drive over square leg: a shot to behold.

We managed to pick up a few new players this season. Shane Verma was handy throughout the year with plenty of wickets. We also had "David 'Bumble' Lloyd's younger brother" Steve Foxcroft from the UK, who drove all the way from Ashburton to play each week. With numbers tapering through the year we did what all great teams do and brought in some Southern Africans. Our first, Dean Breedt, was a wonder to behold. No words can describe his sheer awesomeness, from the "leave if it's on the stumps" to the "I'm not sure it cleared the boundary when it has landed well into the game next door". Norm Carlson and Simon Dix made up the rest of the African contingent.

Thanks to the 2Bs, who helped us out when they didn't have a game, as well as the many fill-ins along the way plus the official scorers of Ash Watson and Christina Mehrten. We appreciate your time and efforts.

Jono "Bulldozer" Hamilton

4A Grade Men Averages, 2012/13

	Mat	Inn	NO	HS	Runs	Ave	100	50	Ct	St	O	M	R	W	Ave	Best	4wi	5wi	SR	Econ
Dean Breedt	11	11	0	30	81	7.36	-	-	3	-	22	0	123	6	20.50	3-25	-	-	22.0	5.59
Norman Carlson	3	3	0	3	4	1.33	-	-	-	-	-	-	-	-	-	-	-	-	-	-
Jeremy Cumming	16	12	1	32	108	9.82	-	-	1	-	28.4	1	155	3	51.67	2-9	-	-	57.3	5.41
Simon Dix	4	3	1	28*	58	29.00	-	-	1	-	12.5	1	49	3	16.33	1-8	-	-	25.7	3.82
Callum Dutia	4	2	1	9	9	9.00	-	-	2	-	22	0	89	5	17.80	3-27	-	-	26.4	4.05
Steve Foxcroft	14	14	0	54	165	11.79	-	1	2	-	7	0	60	3	20.00	3-41	-	-	14.0	8.57
Andrew Gane	2	2	0	25	32	16.00	-	-	-	-	5	0	18	2	9.00	2-5	-	-	15.0	3.60
Jonathan Hamilton	17	15	1	68	444	31.71	-	2	6	-	86.1	13	350	19	18.42	5-16	-	1	27.2	4.06
Evan Jones	2	1	1	5*	5	-	-	-	5	-	11	3	28	4	7.00	3-6	-	-	16.5	2.55
Martin Kennedy	2	1	0	4	4	4.00	-	-	-	-	8	1	34	3	11.33	3-12	-	-	16.0	4.25
Adam McMaster	6	3	1	6*	8	4.00	-	-	3	-	25	0	121	8	15.13	4-20	1	-	18.8	4.84
Mike Nuttall	13	10	2	33*	124	15.50	-	-	6	-	81.2	12	310	21	14.76	3-12	-	-	23.2	3.81
Rhys Nuttall	13	7	3	15*	34	8.50	-	-	6	-	78	8	341	9	37.89	2-30	-	-	52.0	4.37
Duane Pettet	4	4	1	63	120	40.00	-	1	4	-	-	-	-	-	-	-	-	-	-	-
Ben Potter	3	3	1	17*	32	16.00	-	-	1	-	18	1	74	4	18.50	2-23	-	-	27.0	4.11
Grant Ross	18	18	6	95*	380	31.67	-	2	9	-	25	4	124	4	31.00	3-19	-	-	37.5	4.96
Dan Stribling	12	12	2	91*	425	42.50	-	4	5	-	69.2	7	283	25	11.32	6-28	-	2	16.6	4.08
Mark van Groenendaal	14	11	2	31	58	6.44	-	-	3	-	4	0	17	1	17.00	1-7	-	-	24.0	4.25
Shane Verma	14	11	0	25	93	8.45	-	-	5	-	54	10	193	18	10.72	3-0	-	-	18.0	3.57
Andrew Vickers	2	2	0	14	22	11.00	-	-	2	-	-	-	-	-	-	-	-	-	-	-
Michael Vickers	3	2	0	23	29	14.50	-	-	-	-	16	0	62	2	31.00	2-28	-	-	48.0	3.88
Logan Webster	5	5	2	24*	37	12.33	-	-	-	-	29	4	111	7	15.86	4-15	1	-	24.9	3.83
Jared Weston	2	1	1	9*	9	-	-	-	-	-	11	3	24	2	12.00	1-12	-	-	33.0	2.18

4C Grade Men

	P	W	L	T/NR	Place
One-day:	21	12	8	1	4th (10)

Man-prams, alcohol, KFC, Wirimu, streakers, hat-tricks, batting collapses! We started with no expectations only to rise like a phoenix from the ashes to sit atop the table halfway through the year. We then disintegrated into a team of nine regulars who fought like crazy to stay in games.

John Bascand started the year off by conceding 29 runs off an over and ended it with wickets off his last two balls and will hunt a faux hat-trick next year. Andy Condliffe and Shay Smith wheeled along a man-pram (complete with number plate). As you read this they should be sobering up from the alcohol drunk during the season. Andy's batting and Shay's 35 wickets (including a hat-trick) were great contributions to our success.

My life was enriched by having Darryn "Coach" Williamson and Joey Scott, the most politically incorrect person I have ever met, in our team. One conversation went like this, "I was in the Craic bar and I was hoping some poor girl would make a mistake and come home with me." Both guys played their part but Coach, work on your running between the wickets. Michael Sherwood may have thought University was an eye-opener ... but the law and commerce student was given some life lessons from Joey and Coach and we all found out what a bucket of KFC in Hornby will get you. I look forward to him being corrupted more next season.

Danny Cunningham and Abe MacDougall were big keys to our success, taking a combined 56 wickets and scoring 650 runs between them. Danny, the Invercargill Express, gave me bruises which lasted for three months thanks to his fast away-swingers. Abe swung the willow and was devastating at the top of the innings giving us great starts.

Jason McKey, Chris McFarlin and Pavan Deshmukh contributed on the field and off, even if only as semi-regulars. Hopefully Jason's house is built and Chris can get a few more shifts off work on Saturdays. Pavan took a great hat-trick and we hope to have his late swing available again next season. Thanks to all those that filled in during the season, especially Kris Pagan who also helped with the scorebook.

Lastly, I committed to a streak during a game if Merivale-Papanui got up and beat us. Fortunately, for all concerned, it was tie. All the best!

Matt Sutherland

4C Grade Men Averages, 2012/13

	Mat	Inn	NO	HS	Runs	Ave	100	50	Ct	St	O	M	R	W	Ave	Best	4wi	5wi	SR	Econ
John Bascand	18	18	1	39	292	16.22	-	-	3	-	6.3	0	69	3	23.00	2-1	-	-	13.0	10.62
Andrew Condliffe	16	15	3	27*	148	12.33	-	-	1	-	10.3	0	41	2	20.50	2-15	-	-	31.5	3.90
Danny Cunningham	20	18	3	43	225	15.00	-	-	4	-	122	26	386	29	13.31	4-6	1	-	25.2	3.16
Pavan Deshmukh	8	8	2	57	94	15.67	-	1	-	-	46.4	7	151	19	7.95	6-12	-	3	14.7	3.24
Lance Halkett	6	5	1	1	1	0.25	-	-	1	-	7	0	31	0	-	-	-	-	-	4.43
Daniel Lake	2	2	0	26	27	13.50	-	-	-	-	2	0	6	1	6.00	1-6	-	-	12.0	3.00
Abraham MacDougall	20	19	0	61	412	21.68	-	4	1	-	123.1	17	419	27	15.52	4-17	2	-	27.4	3.40
Chris McFarlin	7	7	0	20	72	10.29	-	-	1	-	13.3	0	75	4	18.75	2-4	-	-	20.3	5.56
Jason McKey	4	4	0	38	45	11.25	-	-	-	-	-	-	-	-	-	-	-	-	-	-
Kris Pagan	6	6	2	13	33	8.25	-	-	-	-	13.1	0	85	1	85.00	1-25	-	-	79.0	6.46
Joey Scott	10	9	1	28	78	9.75	-	-	-	-	9.5	0	46	1	46.00	1-13	-	-	59.0	4.68
Anurag Sharma	4	4	1	32*	40	13.33	-	-	-	-	19	2	59	2	29.50	2-20	-	-	57.0	3.11
Michael Sherwood	13	12	0	13	56	4.67	-	-	-	-	18	1	145	3	48.33	2-31	-	-	36.0	8.06
Shay Smith	19	15	2	12	54	4.15	-	-	-	-	101.4	11	406	36	11.28	5-6	2	1	16.9	3.99
Matt Sutherland	18	17	4	67*	596	45.85	-	4	-	-	1	0	4	1	4.00	1-4	-	-	6.0	4.00
Darryn Williamson	19	14	1	34	107	8.23	-	-	1	-	88.3	14	367	23	15.96	5-20	-	1	23.1	4.15
Tristen Zintl	2	2	1	15	26	26.00	-	-	-	-	-	-	-	-	-	-	-	-	-	-

Note: not all catches/stumpings known. Averages include one match in the 4B grade before team was transferred.

President's Grade Men

	P	W	L	T/NR	Place
One-day:	20	12	7	1	4th (11)

Before the season started both the President's and 3A teams from the 2011/12 season were struggling for player numbers. As a result these two sides combined, bringing together some of the most talented 35-year-old-plus members of the club to form what we considered to be a formidable team (yes, we oldies do get a bit delusional at times). By default I was given the tag of captain for the season - let the fun begin!

Pre-season training consisted of nothing more than me finding out who was in the squad and on what sort of availability. Next thing was working out who could bowl, then who could ACTUALLY bowl and then who could ACTUALLY BOWL EIGHT OVERS if required. To quote captain Tard, "make sure you have five bowlers each week then fill the rest of the team from there". Wise words indeed.

The first day of the season duly arrived and what followed was a fun-filled summer of cricket which went something like this:

- Hampo scoring runs both sides of Christmas. How he bikes home after the game is beyond me!
- Stumpy being grumpy, chirping as usual behind the stumps.
- Reado, do you want a bowl this week? "No thanks, Potty" was always the reply. "Pad up at three mate."
- Jimmy's weekly Saturday text: "I'm on my way but won't be early."
- Eagle working out his playing schedule: "I'm OK this week, but out the next two, then in for two, then out for one, then ... do we play Christmas week?"
- Daygo, do you want to keep this week? "If Stumpy's playing then let him do it. Are the beers cold yet?"
- Flav, please move off the pitch if you need to vomit. "Can someone please pick me up this week?"
- Slam, bowling well without much luck. "Any beer festival to attend next week Slam?"
- Jacko forgetting we start at 1pm as the words "who are we missing?" were often spoken.
- Richie C cutting full balls on leg stump - who needs another shot?
- Rich Mather, the go-to guy for runs or vital overs. "Rich, next at

this end." "OK, I'll give it a go."

- Matty D - will it be the normal response this week when removed from bowling? - "You're kidding!" "Sorry mate, I'm not!"
- Selly - "I'll play if you are short or if Barry is playing, I fancy a chocolate fish from him."
- Bazza - "I'm available every three weeks and I'll umpire if Selly is batting - can't have him winning the chocolate fish this week."
- Myr - "Funnily enough Potty, I have something on this week, you see it all started with ..." (Myr always has a great story to tell).
- DC - "I'll take the gear Potty, means I have to play next week."

So with all that my job was easy as all I had to do was remember on game day to:

1. Put the stumps out.
2. Give a playing strip to those who require it.
3. Set the batting order ("No Flav, I'll sort it but thanks for the offer.")
4. "Who's umpiring first boys?"
5. "Eagle, which end do you want?"
6. "Fine leg thanks Jacko. Jacko? Has anyone seen Jacko?" "Here he comes," was usually the reply.
7. "Reado, slip thanks. Flav, gully. OK you're already there, good. Daygo, other end mate. Right, let's get on with it."

A few notable achievements over the season were:

- Daygo taking his 350th fielding dismissal and bringing up 300 games for the BBBBs.
- Stumpy playing his 150th President's grade game.
- Flav hitting his 3000th run and taking his 100th wicket in the President's grade, along with his first five-wicket haul for the club.
- Richard Mather scoring his first century for the club.
- Potty passing 900 club wickets along with bringing up 3000 club runs.

The team took on the mantle of the BBBBs and, with that, comes the annual team awards:

- Player of the year: Hampo (Mark Hampton)
- Batsman of the year: Bazza (Barry Cox)
- Bowler of the year: Potty (Scott Mason)
- All-rounder of the year: Jimmy (James Alabaster)
- Mr Grumpy: Flav (Pierre Flavell)

- Cart-horse (for the most injury-prone player): Daygo (Graham Curgenvén)
- Harbour Bridge (worst fielder award): Stumpy (Jonny Price)

The “I got hammered” award went to Flav, with the notable return of eight overs, no maidens, 69 runs, no wickets - well bowled. Eagle is glad to be able to hand this on after holding it for four-odd years waiting for someone else to better his effort!

From Reado, Jimmy, Eagle, Daygo, Myr and I a big thank you to the existing President’s team members for welcoming us into the fold and for allowing us to play our part each week.

Thanks for a great year lads and I have a feeling that 2013/14 will be the year the mighty BBBBs President’s will come good and take home the trophy.

Winter well lads and remember pre-season training starts on Saturday, October 5, 2013 (that’s right, the first day of the season!)

Scott Mason



An aerial view of Hagley Oval as it underwent stage one of its redevelopment before the playing season began.

President's Grade Men Averages, 2012/13

	Mat	Inn	NO	HS	Runs	Ave	100	50	Ct	St	O	M	R	W	Ave	Best	4wi	5wi	SR	Econ
James Alabaster	18	14	2	83*	247	20.58	-	2	3	-	75	8	320	17	18.82	3-23	-	-	26.5	4.27
Richard Carrigan	12	10	1	37*	66	7.33	-	-	4	-	-	-	-	-	-	-	-	-	-	-
David Collings	12	11	2	25	111	12.33	-	-	2	-	17	0	106	0	-	-	-	-	-	6.24
Barry Cox	8	8	0	40	209	26.13	-	-	1	-	-	-	-	-	-	-	-	-	-	-
Selwyn Cox	8	6	3	16	38	12.67	-	-	2	-	-	-	-	-	-	-	-	-	-	-
Graham Curgenven	11	6	4	14*	39	19.50	-	-	13	-	1	0	8	1	8.00	1-4	-	-	6.0	8.00
Matt Doolan	13	11	3	31*	120	15.00	-	-	3	-	63.3	9	265	15	17.67	4-17	1	-	25.4	4.17
Pierre Flavell	13	12	1	100	353	32.09	1	1	3	1	61	6	238	18	13.22	5-13	1	1	20.3	3.90
Murray Griffin	5	4	0	25	34	8.50	-	-	3	-	30	10	96	3	32.00	1-20	-	-	60.0	3.20
Mark Hampton	15	15	2	93	485	37.31	-	4	5	-	-	-	-	-	-	-	-	-	-	-
Duncan Hutton	12	2	1	2	3	3.00	-	-	2	-	82	17	217	12	18.08	2-11	-	-	41.0	2.65
Dave Jackson	12	4	3	3*	4	4.00	-	-	2	-	79	14	320	12	26.67	4-18	1	-	39.5	4.05
Scott Mason	18	13	7	30*	126	21.00	-	-	3	-	133	34	472	39	12.10	4-20	2	-	20.5	3.55
Richard Mather	7	7	3	101*	221	55.25	1	-	3	-	35	4	159	6	26.50	3-16	-	-	35.0	4.54
Jonathan Price	13	13	0	52	297	22.85	-	2	15	2	-	-	-	-	-	-	-	-	-	-
Dean Read	16	15	2	48	246	18.92	-	-	7	-	-	-	-	-	-	-	-	-	-	-
Brad Smith	12	8	2	25	74	12.33	-	-	5	-	85	18	269	20	13.45	4-12	3	-	25.5	3.16
Euan Stewart	2	1	0	13	13	13.00	-	-	-	-	8	1	21	2	10.50	2-10	-	-	24.0	2.63
Andrew Sullivan	2	2	0	4	8	4.00	-	-	1	-	-	-	-	-	-	-	-	-	-	-

Cavaliers Twenty20 Grade Men

	P	W	L	T/NR	Place
One-day:	21	6	15	0	6th (8)

2012/13 was the inaugural season of the Balgay County Cricket Club, graciously taken on by St Albans and entered in the Cavaliers Twenty20 men's grade. Tempered by long sessions playing backyard cricket on some of Canterbury's most student-friendly pitches, the large group of boys felt they were finally ready to take themselves a bit more seriously. Unfortunately, their opposition did not.

Benjamin Murdoch held the reins, being the most experienced in both batting and bowling departments. In fact, his talent was so exceptional that he refused to train at all, allowing his natural skills to shine only one day a week. When reflecting on his captaincy style for the season, Murdoch has said: "I can't remember what I dropped more - easy catches or my lip."

The Balgay bowling line-up starred this season, showing a wide array of unintentional variations. Johnny Logan and Thom McMenamin were the classic odd couple opening the bowling, with many batsmen forced to adjust to their blistering pace as well as their astounding height difference. Much will be expected from this duo in the future.

Batting was a major let-down for the team this year but, like all good carpenters, the top order refused to blame themselves but the tools instead. Michael Smith showed his age by wearing outdated disco pants every game, and proved to the rest of the team that hypochondria is in fact contagious.

The Balgay County boys will live on to play many more seasons, fitting their passion for cricket into their busy lives as young professionals. Goals for next year include employing one or more accountants into the growing list of ring-ins; not only to fudge numbers into producing a more positive stats sheet, but also to take care of the team's uselessness in paying subs. Many thanks must go to St Albans for putting up with a ragtag bunch of cricket lovers.

Paul O'Connor

Cavaliers Twenty20 Grade Men Averages, 2012/13

	Mat	Inn	NO	HS	Runs	Ave	100	50	Ct	St	O	M	R	W	Ave	Best	4wi	5wi	SR	Econ
Sam Carroll	4	3	1	25*	36	18.00	-	-	-	-	0.3	0	2	1	2.00	1-2	-	-	3.0	4.00
Rhys Corbishley	6	6	0	43	88	14.67	-	-	-	-	13.5	0	74	5	14.80	3-10	-	-	16.6	5.35
Paul Foster	5	5	0	6	18	3.60	-	-	-	-	18	0	121	5	24.20	2-23	-	-	21.6	6.72
Evan Jones	3	3	1	45*	68	34.00	-	-	-	-	4	0	17	1	17.00	1-8	-	-	24.0	4.25
Richard Latty	13	13	0	24	93	7.15	-	-	1	-	27	0	179	8	22.38	3-13	-	-	20.3	6.63
John Logan	9	9	2	18	54	7.71	-	-	-	-	26.3	1	161	6	26.83	3-7	-	-	26.5	6.08
James Marwick	2	2	0	16	16	8.00	-	-	-	-	3	0	19	0	-	-	-	-	-	6.33
Alan Mayne	3	3	1	5	6	3.00	-	-	-	-	2	0	24	2	12.00	1-12	-	-	6.0	12.00
Daniel McCormick	16	15	3	43*	217	18.08	-	-	-	-	4	0	46	0	-	-	-	-	-	11.50
George McLeod	7	5	1	21*	57	14.25	-	-	-	-	2	0	26	0	-	-	-	-	-	13.00
Pete McMenamin	4	3	1	7*	12	6.00	-	-	-	-	9.2	0	58	6	9.67	3-19	-	-	9.3	6.21
Thom McMenamin	16	13	7	24*	63	10.50	-	-	-	-	50.3	0	293	15	19.53	3-12	-	-	20.2	5.80
Ben Murdoch	17	17	3	46	355	25.36	-	-	-	-	47.5	2	349	16	21.81	3-12	-	-	17.9	7.30
Henry Nuttall	2	2	1	29*	30	30.00	-	-	-	-	2	0	6	2	3.00	2-6	-	-	6.0	3.00
Paul O'Connor	7	5	0	9	23	4.60	-	-	1	-	13	0	125	3	41.67	2-28	-	-	26.0	9.62
Jonny Smith	3	3	0	7	8	2.67	-	-	-	-	3	0	27	0	-	-	-	-	-	9.00
Michael Smith	9	9	1	35*	129	16.13	-	-	-	-	31	0	222	6	37.00	2-29	-	-	31.0	7.16
Hamish Stace	3	2	0	10	14	7.00	-	-	-	-	2	0	13	0	-	-	-	-	-	6.50
Kiriama Stevens	2	2	1	47*	52	52.00	-	-	-	-	2	0	20	0	-	-	-	-	-	10.00
Dave Stewart	15	10	4	7*	16	2.67	-	-	-	-	14	0	137	4	34.25	1-2	-	-	21.0	9.79
Nick Stone	2	2	0	3	3	1.50	-	-	-	-	1	0	13	0	-	-	-	-	-	13.00

Note: not all catches/stumpings known.

Final Women's Competition Points

Premier Cup (one-day)

St Albans	46
Old Boys Collegians-Country	46
East Christchurch Shirley	18
Lancaster Park Woolston-Sydenham	13

Final: **St Albans beat OBC-Country**

3rd Place Playoff: East Shirley beat LPW-Sydenham

Division 1 (one-day)

Lancaster Park Woolston-Sydenham	23
East Christchurch Shirley	18
Old Boys Collegians-Country Gold	8
Old Boys Collegians-Country Blue	3
*-St Albans	0

* - team entered grade on February 2

Division 2 (one-day)

Lancaster Park Woolston-Sydenham	43
St Albans	28
Tai Tapu	13
x-Old Boys Collegians-Country Blue	10
Riccarton High School	8

Social Twenty20

Riccarton	86
Merivale-Papanui	68
Heathcote	36
x-Marist-Harewood	3
x-St Albans	0

Kirsty Bond Series

St Albans	20
Old Boys Collegians-Country Gold	15
Lancaster Park Woolston-Sydenham	15
East Christchurch Shirley Blue	10
Old Boys Collegians-Country Blue	10
East Christchurch Shirley Gold	5

Division 1 Twenty20

Old Boys Collegians-Country Gold	25
Lancaster Park Woolston-Sydenham	15
St Albans	5
East Christchurch Shirley	5

Final: OBC-Country Gold beat LPW-Sydenham

3rd Place Playoff: **St Albans beat East Shirley**

Division 2 Twenty20

Tai Tapu	20
St Albans	20
Lancaster Park Woolston-Sydenham	15
Old Boys Collegians-Country Blue	15
Riccarton High School	5

Final: **Tai Tapu beat St Albans**

3rd Place Playoff: LPW-Sydenham beat OBCC Blue

x - denotes withdrawn from grade
or transferred to another grade

Melhuish Shield Points

SD - Sen A & 3C	210	Heath - Sen A & 3B	132	Horn - 3A & Pres	102
LPW - Prem & 2A	168	Add - 3C & 4C	126	Hals - Sen A & 3A	102
OBC - Prem & 3A	168	MP - Sen A & 4B	126	Heath - 3A & 4C	96
ES - 2A & 3A	162	MP - 3B & 4C Grant B	126	Add - Sen A & 4A	84
MP - 4C DJ H & 4A	162	St A - 4A & 4B	126	Horn - 2B & 3B	81
MP - 3A & Pres	156	Sum - Sen A & 3B	126	Syd - 2A & 3B Goats	78
BWU - Pres & 2B	156	OBC - 2A & Pres	120	Mar-H - 3B Gr & 3B Wh	72
Mar-H - Prem & 2A	150	BWU - 3B Canons & 2A	120	Rich - Sen A & 3A	60
ES - Prem & Pres Gold	144	NB - Sen A & 3B	120	St A - 2A & 2B	57
St A - Prem & Pres	144	NB - 4A & 4B	120	Sum - 3A & Pres	48
OBC - 3C SNCC & 3B	132	Syd - 2B & 3B	108	OBC - 2B & 3C Conquest	45
Syd - Pres Card & 3C	132	Ricc - Prem & 2A	108	Syd - Prems & Pres Hosp	36

Premier Women

	P	W	L	T/NR	Place
One-day:	12	9	2	1	1st (4)

This season saw the resurgence of the St Albans Premier women's team thanks to some hard work and good recruiting skills from members of the club. We welcomed three young girls from Ashburton (Jess Stagg and Georgia Clarke) and Timaru (Courtney Buckman).

There was much pre-season deliberation as to what the structure would be this year due to the increased commitments for New Zealand and Canterbury players. With the 50-over World Cup to be played in February it was decided there would be no Twenty20 competition and instead a four round-robin 50-over competition.

In previous seasons we had been scraping the barrel to get a team together so it was unfamiliar territory to have 11 players on the field. We started the season well with regular wins and went into the Christmas break near the top of the table.

Courtney's stylish lofted drives became a regular sight throughout the season and regular performances earned her a deserved spot in the successful Canterbury Under-21 side.

Even though she was working through the night, Ange Coyle managed to keep her eyes open long enough to play the first few games of the season before moving to windy Wellington.

Katie Morris filled her shoes after Christmas and had a very successful first season for Premiers. Sixteen wickets including two five-wicket bags was a dream start and a big reason for our success this season.

Throughout the latter half of the season we were leading the competition with Old Boys Collegians-Country. A couple of timely wins meant we earned a home final, which was due to be played at Ilam fields until Canterbury Cricket gave us an opportunity to play on the new Hagley Oval.

After losing the toss and being put in to bat, Meg Kendal and Nat Cox got us off to the best possible start with a 166-run opening stand. Janet Brehaut picked up where they left off smacking a quick-fire 26 including a couple of big hits over the rope!

Due to the later start time the match was reduced to 45 overs and we compiled 273/6.

OBCC started their chase well but regular wickets managed to stem the flow of runs enough for us to come away with a comfortable 90-run victory. All of the bowlers took wickets at important periods of the game to ensure it was a team effort in achieving our first Premier one-day title in nine years.

This season we were fortunate to have nine players awarded with higher representative honours, ranging from the national side (Lea Tahuhu, Amy Satterthwaite), through to provincial (Janet Brehaut, Meg Kendal, Lea Tahuhu, Natalie Cox, Amy Satterthwaite, Kate Stiven), under-21s (Courtney Buckman, Natalie Cox) and secondary schools level (Georgia Clarke).

Meg Kendal had a consistent season with the bat, scoring 252 runs. After Jess took over with the gloves, Meg put on her bowling shoes and took five wickets to have a comprehensive season and take out our team player of the year award.

Nat Cox relished the opportunity to open regularly and scored 265 runs including two 50s.

Janet blasted 230 runs, Lea took 15 wickets, Anthea 14 and Georgia 13, showing that plenty of people contributed in a big way to our success this season.

Overall it was a successful season coming away with the title win and having multiple players in representative teams.

A big thank you must go to Jess, Georgia and Courtney who travelled each week and to Anthea who, although requiring plenty of anti-inflammatories in order to roll her arm over, turned up week in, week out ready to play!

Amy Satterthwaite

Visit the St Albans Cricket Club WEB SITE

For the latest weekly draws, results, statistics, club news and updates at:

www.stalbanscricket.co.nz

Premier Women Averages, 2012/13

	Mat	Inn	NO	HS	Runs	Ave	100	50	Ct	St	O	M	R	W	Ave	Best	4wi	5wi	SR	Econ
Janet Brehaut	9	9	3	85	230	38.33	-	1	2	-	8	0	55	1	55.00	1-29	-	-	48.0	6.88
Courtney Buckman	11	10	1	36	166	18.44	-	-	2	-	54.5	8	166	8	20.75	2-10	-	-	41.1	3.03
Georgia Clarke	11	6	3	8*	14	4.67	-	-	1	-	76.3	7	272	13	20.92	4-25	1	-	35.3	3.56
Natalie Cox	10	10	3	66	265	37.86	-	2	3	-	-	-	-	-	-	-	-	-	-	-
Angela Coyle	2	1	0	14	14	14.00	-	-	1	-	7.4	0	34	4	8.50	3-7	-	-	11.5	4.43
Caroline Hamel	3	1	1	1*	1	-	-	-	1	-	10	0	30	1	30.00	1-22	-	-	60.0	3.00
Emma Hay	1	1	0	2	2	2.00	-	-	-	-	-	-	-	-	-	-	-	-	-	-
Meg Kendal	10	9	0	94	252	28.00	-	1	7	-	20	1	67	5	13.40	3-3	-	-	24.0	3.35
Katie Morris	8	6	0	20	50	8.33	-	-	-	-	41	3	161	16	10.06	5-23	-	2	15.4	3.93
Clare Nicholas	1	1	0	1	1	1.00	-	-	-	-	3	0	23	0	-	-	-	-	-	7.67
Sophie Oldershaw	4	3	2	3	3	3.00	-	-	-	-	15.4	0	114	3	38.00	2-27	-	-	31.3	7.28
Amy Satterthwaite	7	4	0	49	95	23.75	-	-	3	-	20	0	81	1	81.00	1-17	-	-	120.0	4.05
Jess Stagg	10	10	2	27*	82	10.25	-	-	-	1	-	-	-	-	-	-	-	-	-	-
Anthea Stanley	11	6	2	22	43	10.75	-	-	-	-	49	5	178	14	12.71	4-11	1	-	21.0	3.63
Kate Stiven	6	3	0	17	32	10.67	-	-	3	-	32	2	164	7	23.43	3-6	-	-	27.4	5.13
Alyssa Tahuhu	2	2	0	9	9	4.50	-	-	-	-	-	-	-	-	-	-	-	-	-	-
Lea Tahuhu	7	5	1	36*	90	22.50	-	-	1	-	37	4	146	15	9.73	4-26	1	-	14.8	3.95

Kirsty Bond Series Women

	P	W	L	T/NR	Place
One-day:	5	4	1	0	1st (6)

Commencing in late November the CCA ran a five-game competition named after one of our former women's legends, Kirsty Bond. The grade consisted of a six-team round-robin. Teams were made up of players from Premiers, together with the best from each club's Division 1 and 2 teams.

The best of the Premiers were away playing provincial cricket which, in our case, numbered six players. This left us with between four and five available each week. As the club didn't have a Division 1 team until after Christmas, our extras came from the club's Division 2 side, together with a couple each week that were spare from other clubs.

The team only lost one game in their first four, meaning that the fifth and final game was effectively a final, against Old Boys Collegians-Country Gold, who also had only lost one game. In this game the team batted well, being anchored by a superb 84 not out by Natalie Cox, who proved that by keeping the ball on the ground and playing straight, runs come far easier than playing a wide expansive game. The 203/3 we scored proved too much for the opposition and they were rolled for 165. It was the club's first trophy win of the season.

Twenty-three different players appeared in the five games, with most contributing to a real team effort. However, Courtney Buckman's 7-8 in the first game was a decisive bowling spell, helping to get the team on a roll from the off. This outstanding spell won Courtney the trophy for the best individual bowling figures after nobody else in the club was able to surpass such a meritorious effort in the remainder of the season.

Georgia Clarke with 136 runs at 34.00 and nine wickets at 8.33, Jess Stagg with 75 runs at 18.75 and Courtney with her cheap seven wickets were regular contributors to the team. The new grade did give the club selectors a chance to blood many new players, many of whom went on to play in the club's Division 1 team in the second half of the season. We would also like to acknowledge the eight players from other clubs that played for us. They all fitted in well and "you never know", we may welcome one or two of them to the club in future seasons.

Our thanks and that of the team goes to Simon Oldershaw for his management of the team during this series.

Courtney Buckman and Alan Jamieson

Kirsty Bond Series Women Averages, 2012/13

	Mat	Inn	NO	HS	Runs	Ave	100	50	Ct	St	O	M	R	W	Ave	Best	4wi	5wi	SR	Econ
Courtney Buckman	3	2	1	43*	45	45.00	-	-	3	-	15.2	4	35	7	5.00	7-8	-	1	13.1	2.28
Georgia Clarke	5	4	0	54	136	34.00	-	1	2	-	30.3	5	75	9	8.33	3-8	-	-	20.3	2.46
Caroline Hamel	4	2	1	3*	6	6.00	-	-	-	-	16	0	45	5	9.00	3-19	-	-	19.2	2.81
Ashley Harrison	2	1	1	9*	9	-	-	-	1	-	8	0	27	4	6.75	3-14	-	-	12.0	3.38
Katie Morris	5	5	0	31	49	9.80	-	-	4	-	31	5	97	1	97.00	1-12	-	-	186.0	3.13
Sophie Oldershaw	5	4	0	5	6	1.50	-	-	5	-	14	0	55	4	13.75	2-6	-	-	21.0	3.93
Melanie Puckett	2	1	0	1	1	1.00	-	-	-	-	5	0	25	0	-	-	-	-	-	5.00
Ashley Soper	2	1	0	5	5	5.00	-	-	-	-	3	0	20	1	20.00	1-20	-	-	18.0	6.67
Jess Stagg	5	5	1	29*	75	18.75	-	-	-	-	-	-	-	-	-	-	-	-	-	-
Gabby Sullivan	4	4	1	8*	27	9.00	-	-	1	-	21.3	1	89	6	14.83	2-18	-	-	21.5	4.14
Alyssa Tahuhu	4	4	1	9	13	4.33	-	-	-	-	2	0	12	0	-	-	-	-	-	6.00

Division 1 and Division 2 Women

We started the year off having just a Division 2 side and we had a very strong team, easily winning many games by large margins. As the weeks went on we began to gather new players and towards Christmas it became obvious that we could enter a Division 1 side also.

Prior to Christmas, Katie Morris shone with the bat. Playing only two innings and scoring fifties in each, she was promoted to our Premier women's team. She firmly cemented her place in that side with some outstanding performances, particularly with the ball.

Also congratulations go to Gabby Sullivan and Sophie Oldershaw who were selected for the Canterbury Under-15 team that competed in the national tournament in Wanganui.

Division 1

	P	W	L	D/T/NR	Place
One-day:	2	0	2	0	5th (5)
Twenty20:	6	2	4	0	3rd (4)
Total:	8	2	6	0	

The core side that started after Christmas consisted of: Olivia Clark, Sophie Gray, Sophie Holt, Sophie Oldershaw, Gemma Prime, Hayley Schimanski, Nicole Sloan, Ashley Soper, Gabby Sullivan, Alyssa Tahuu and Savannah Winter.

Our most successful batters were: Sophie Gray, Sophie Holt, Gemma Prime and Ashley Soper. Hayley Schimanski and Gabby Sullivan were our top wicket-takers, with good support from Olivia Clark and Sophie Oldershaw. The rest chipped in with the odd wicket here and there.

The captaincy this year was shared, with Ashley, Gabby and Sophie Oldershaw all doing a fine job. The team played six games after Christmas and had a couple of very good wins against East Christchurch Shirley to end up in third place. We look forward to next year and even more success.

Many thanks to Simon Oldershaw for managing the team and also thanks to coach Ben Brady with assistance from our overseas players. We really enjoyed your enthusiasm for the game and the valuable advice and coaching tips you passed on.

Division 2

	P	W	L	D/T/NR	Place
One-day:	10	5	4	1	2nd (5)
Twenty20:	5	3	2	0	2nd (5)
Total:	15	8	6	1	

Our core side that played right through the year were: Rebecca Gooby, Molly Mulrooney, Sofie Studholme, Paige van Beurten, Savannah Winter, Kate van Beurten. At the end of the season we were joined by Ashleigh Harrison and Annie McDonald. We were also helped out by Maddie Wotton and Mel Puckett early on. We were thankful to Amelia Webber and Kate Murray who filled in from our Year 7/8 team on occasions.

The team did very well overall, reaching the final of the post-Christmas Twenty20 tournament. They put up a very good challenge in the final but were probably about 15 runs shy of a match-winning total in the end.

Over the entire season three players in the team scored fifties: Katie Morris (two), Kate van Beurten (two) and Ashleigh Harrison. The bowling load was taken by: Sophie Holt, Molly Mulrooney, Sophie Oldershaw, Hayley Schimanski, Gabby Sullivan, Paige van Beurten, Savannah Winter, Maddie Wotton, Rebecca Gooby and Sofie Studholme.

Congratulations to both Sophie Oldershaw and Katie Morris for being asked to play with the Premier women and make significant contributions, not just make up the numbers.

Season award winners were: Sophie Holt (best batting average), Savannah Winter (most wickets) and Paige van Beurten (best bowler).

Parental Support

The support of Michael Schimanski, Simon Oldershaw, Paul Morris and Paul Gooby with umpiring was greatly appreciated, as was that of Caron Puckett, Denice van Beurten and Jude Gray with scoring. Thanks also to the parents that brought the team gear along to trainings and games.

It is great that the other parents came along to support their daughters. It is great to get to know you all and hopefully you have enjoyed some pretty exciting games of cricket and seen your daughters' progress.

Barry van Beurten

Division 1 Women Averages, 2012/13

	Mat	Inn	NO	HS	Runs	Ave	100	50	Ct	St	O	M	R	W	Ave	Best	4wi	5wi	SR	Econ
Olivia Clark	3	3	0	5	11	3.67	-	-	1	-	7	0	37	3	12.33	2-10	-	-	14.0	5.29
Sophie Gray	4	4	1	38*	56	18.67	-	-	1	-	9	0	53	1	53.00	1-14	-	-	54.0	5.89
Sophie Holt	6	6	2	26	78	19.50	-	-	-	-	7	0	38	0	-	-	-	-	-	5.43
Sophie Oldershaw	4	4	0	16	32	8.00	-	-	-	-	15.3	3	65	3	21.67	2-18	-	-	31.0	4.19
Gemma Prime	2	2	1	21*	25	25.00	-	-	-	-	-	-	-	-	-	-	-	-	-	-
Hayley Schimanski	5	4	2	10*	22	11.00	-	-	1	-	18	0	93	5	18.60	3-32	-	-	21.6	5.17
Nicole Sloan	3	2	0	11	22	11.00	-	-	-	-	-	-	-	-	-	-	-	-	-	-
Ashley Soper	2	2	0	47	53	26.50	-	-	-	-	10	0	24	2	12.00	2-12	-	-	30.0	2.40
Gabby Sullivan	5	5	0	8	34	6.80	-	-	2	-	21	3	75	5	15.00	3-23	-	-	25.2	3.57
Alyssa Tahuu	4	4	0	5	6	1.50	-	-	4	-	8.4	0	50	2	25.00	2-11	-	-	26.0	5.77
Kate van Beurten	2	2	0	2	2	1.00	-	-	-	-	4	0	13	1	13.00	1-10	-	-	24.0	3.25
Paige van Beurten	2	2	1	2	3	3.00	-	-	-	-	7	0	34	0	-	-	-	-	-	4.86
Savannah Winter	3	2	0	2	2	1.00	-	-	-	-	11	3	36	2	18.00	1-10	-	-	33.0	3.27

Division 2 Women Averages, 2012/13

	Mat	Inn	NO	HS	Runs	Ave	100	50	Ct	St	O	M	R	W	Ave	Best	4wi	5wi	SR	Econ
Olivia Clark	2	2	1	35*	53	53.00	-	-	2	-	5	0	12	0	-	-	-	-	-	2.40
Rebecca Gooby	10	6	3	4*	12	4.00	-	-	2	-	15.4	1	58	2	29.00	1-5	-	-	47.0	3.70
Sophie Gray	5	4	2	25*	34	17.00	-	-	2	-	5	0	20	0	-	-	-	-	-	4.00
Ashley Harrison	3	3	1	51	119	59.50	-	1	-	-	7	4	9	0	-	-	-	-	-	1.29
Sophie Holt	7	6	4	33*	79	39.50	-	-	4	-	10	0	59	0	-	-	-	-	-	5.90
Mikayla Lewis	2	2	0	13	24	12.00	-	-	-	-	4	0	17	2	8.50	2-10	-	-	12.0	4.25
Annie McDonald	2	2	1	4*	6	6.00	-	-	-	-	8	0	38	1	38.00	1-18	-	-	48.0	4.75
Katie Morris	2	2	2	54*	104	-	-	2	2	-	6	2	11	0	-	-	-	-	-	1.83
Molly Mulrooney	11	9	2	11	51	7.29	-	-	1	-	28	3	121	5	24.20	2-7	-	-	33.6	4.32
Kate Murray	2	2	0	5	8	4.00	-	-	-	-	4	0	19	2	9.50	2-16	-	-	12.0	4.75
Sophie Oldershaw	3	2	0	27	31	15.50	-	-	1	-	11.4	2	28	4	7.00	2-17	-	-	17.5	2.40
Melanie Puckett	2	2	0	12	23	11.50	-	-	-	-	9	0	38	2	19.00	2-16	-	-	27.0	4.22
Hayley Schimanski	8	6	3	13*	41	13.67	-	-	3	-	23.2	1	76	9	8.44	3-9	-	-	15.6	3.26
Sofie Studholme	12	10	3	32*	65	9.29	-	-	2	-	20	0	126	7	18.00	2-9	-	-	17.1	6.30
Gabby Sullivan	5	4	1	27	64	21.33	-	-	1	-	19	8	34	4	8.50	2-1	-	-	28.5	1.79
Kate van Beurten	7	7	3	53*	154	38.50	-	2	1	-	8	0	33	3	11.00	3-13	-	-	16.0	4.13
Paige van Beurten	9	7	2	23	80	16.00	-	-	1	-	25.3	4	55	11	5.00	4-2	1	-	13.9	2.16
Savannah Winter	12	7	1	6*	23	3.83	-	-	4	-	46.2	5	131	14	9.36	3-3	-	-	19.9	2.83
Maddie Wotton	4	4	2	30*	61	30.50	-	-	1	-	13.2	1	38	2	19.00	1-2	-	-	40.0	2.85

Junior Girls

Year 7/8 Girls

From October to Christmas this team was playing in the Year 5/6 grade as almost all the girls were in Year 6 at the time. At Christmas we were leading the grade, winning every games except one. The team was promoted up a grade and we ended up a creditable fourth out of six teams - a fabulous effort. The team got on very well and enjoyed each other's company and playing cricket together.

Award winners were: Kate Murray (distinction batting award), Amelia Webber (most improved player), Paige van Beurten (best all-rounder).

Thanks to Daniel Jefferies from England for coaching the girls up till Christmas and to Callum Dutia and Adrian Neill for taking over after Christmas. The girls really enjoyed your enthusiasm for the game and you made the practices good fun.

Thanks to Janine for being in charge of the gear and also a special thanks to Savannah Winter and Hayley Schimanski (as Year 9 girls at the season end) for playing in the Year 7/8 grade and sharing your experience with our girls.

Barry van Beurten



The Year 7/8 girls receive their awards at the junior prize-giving function. Amy Satterthwaite (back left) was on hand to present the awards.

Year 5/6 Girls (St Albans/Cathedral Grammar Post-Christmas)

The Year 5/6 girls' cricket team was a new team at the beginning of 2013, with only two girls returning from the previous year. We were then joined by four girls from Cathedral Grammar and four new players to the club.

The team was made up of Lexi Kerr, Ella Sharp, Lucy Murray, Millie Kennedy, Heloise Clark, Grace Smith, Ava Smith, Alex Wotton, Charlotte Holt, Asta Kain. This was the making of a very young team with most never having played a full game of cricket before.

Weekly practices were held at Cathedral Grammar and coached by the experienced Kirsty Bond, who pulled together the girls as a team.

This young team turned up every week with a great attitude and played to win against teams that were, in some cases, a lot older and with a lot more experience than them.

Of the seven games played we won three, lost three and tied one. Our last game was a comprehensive win over Sumner where the team showed everything that they had learnt over the season.

Prizes were awarded to:

- Lexi Kerr for outstanding effort in batting and bowling
- Lucy Murray for outstanding effort in the field
- Charlotte Holt for outstanding effort in all aspects of the game

I would like to thank all the parents for their assistance and support during the season. Thank you also to Kirsty for her brilliant coaching skills and special thanks to Chris Holt for his support.

I look forward to seeing all the girls back next season, to continue the way they finished the last game. Being part of, and working as a team.

Drew Murray



St Albans Cricket Club

2013/14 OPENING DAY

Saturday, September 28, 2013

Hagley Oval, Riccarton Avenue

3:15pm - Official Opening

(wet or fine)

Opening of 2012/13 season

Afternoon tea and bar open

New members, male and female, experienced or inexperienced, are warmly invited to attend and register for the 2013/14 season.

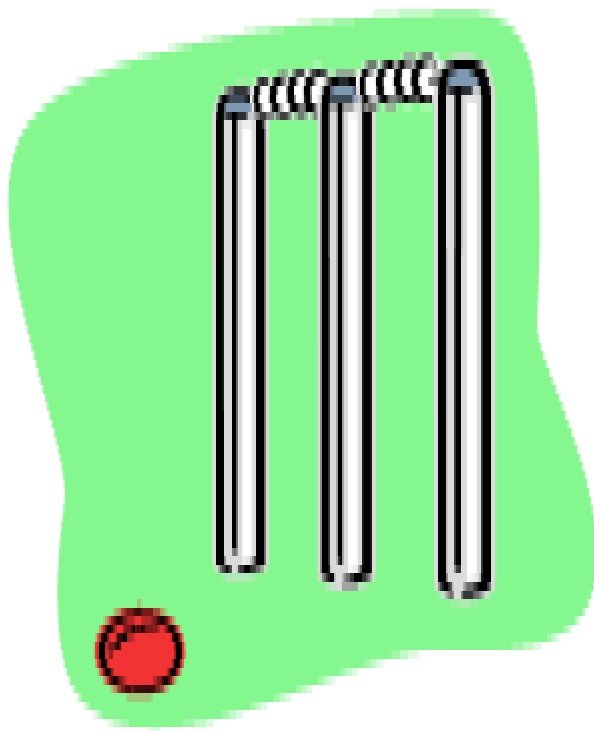
All existing members are encouraged to make every effort to attend Opening Day.

If you are unable to attend please ensure that your Club Captain is aware of your availability for the season prior to Opening Day, when teams need to be entered, so an indication of numbers is critical.

For further information contact:

Alan Jamieson (President/Chairman)	Ph: 359 0110 (P) or 027 659 4425 (M)
Dan Johnston (Men's Club Captain)	Ph: 366 5884 (P) or 021 250 4783 (M)
Barry van Beurten (Women's Club Captain)	Ph: 352 6533 (P) or 021 336 837 (M)

CLUB RECORDS



Premier Men Two-day Career Averages

	Debut	Mat	Inn	NO	HS	Runs	Ave	100	50	Ct	St	O	M	R	W	Ave	Best	5wi	SR	Econ
DM Anderson	2008/09	16	9	2	41	103	14.71	-	-	2	-	351.5	102	871	57	15.28	6-70	2	37.0	2.48
B Cachopa	2012/13	2	2	0	14	16	8.00	-	-	2	-	-	-	-	-	-	-	-	-	-
MPF Davidson	1999/00	91	119	12	119	2133	19.93	3	7	35	-	1397.2	335	3917	232	16.88	9-58	10	36.1	2.80
GJ Dawson	2007/08	31	48	5	114	1336	31.07	1	7	13	-	26	1	120	1	120.00	1-12	-	156.0	4.62
GH Earl	2009/10	18	22	1	124	408	19.43	1	1	10	-	242.1	44	886	28	31.64	4-35	-	51.9	3.66
JLF Harper	2012/13	2	2	0	9	9	4.50	-	-	-	-	-	-	-	-	-	-	-	-	-
MP Holstein	2007/08	39	40	17	49*	423	18.39	-	-	22	-	657.4	183	1579	103	15.33	6-32	2	38.3	2.40
KA Jamieson	2012/13	3	4	2	13	21	10.50	-	-	1	-	56.1	17	165	15	11.00	4-43	-	22.5	2.94
DD Johnston	2012/13	6	10	1	80	188	20.89	-	1	2	-	-	-	-	-	-	-	-	-	-
AF Johnstone	2001/02	92	96	31	59	926	14.25	-	1	249	24	2	0	21	1	21.00	1-21	-	12.0	10.50
BJ Langrope	2005/06	58	78	15	81	1480	23.49	-	7	36	-	579.5	99	1949	85	22.93	6-12	1	40.9	3.36
CP McGoldrick	2009/10	18	24	3	41*	293	13.95	-	-	3	-	1	0	8	0	-	-	-	-	8.00
WJ Mills	2012/13	2	3	1	15	29	14.50	-	-	1	-	25	5	80	3	26.67	3-30	-	50.0	3.20
CW Morriss	2012/13	1	1	0	0	0	0.00	-	-	-	-	-	-	-	-	-	-	-	-	-
JPD O’Gorman	2006/07	41	61	9	118*	1095	21.06	1	4	28	-	52	13	183	8	22.88	3-19	-	39.0	3.52
JD Peters	2012/13	7	12	0	87	191	15.92	-	1	4	-	70.1	14	200	13	15.38	4-33	-	32.4	2.85
JM Richards	2010/11	17	24	3	99	343	16.33	-	2	11	-	34	4	140	6	23.33	3-35	-	34.0	4.12
DJ Sharples	2012/13	3	4	0	14	34	8.50	-	-	-	-	-	-	-	-	-	-	-	-	-
WT Southby	2012/13	2	4	0	16	30	7.50	-	-	2	-	-	-	-	-	-	-	-	-	-
DD Twigg	2011/12	11	13	4	82*	209	23.22	-	1	3	-	150.5	40	383	22	17.41	4-14	-	41.1	2.54

Premier Men One-day Career Averages

	Debut	Mat	Inn	NO	HS	Runs	Ave	100	50	Ct	St	O	M	R	W	Ave	Best	Swi	SR	Econ
BN Brady	2012/13	5	2	2	13*	16	-	-	-	1	-	29	4	108	10	10.80	4-28	-	17.4	3.72
LJ Davidson	2012/13	1	0	-	-	-	-	-	-	-	-	3	0	9	0	-	-	-	-	3.00
MPF Davidson	1999/00	102	88	10	107	1516	19.44	1	5	34	-	711	87	2603	137	19.00	4-14	-	31.1	3.66
GJ Dawson	2008/09	40	40	2	95	978	25.74	-	7	15	-	29.5	1	102	9	11.33	3-46	-	19.9	3.42
GH Earl	2009/10	20	16	1	36	212	14.13	-	-	6	-	141.3	9	548	33	16.61	4-11	-	25.7	3.87
MP Holstein	2007/08	42	26	8	32*	251	13.94	-	-	17	-	313.1	36	897	47	19.09	4-13	-	40.0	2.86
DD Johnston	2012/13	5	3	1	21*	52	26.00	-	-	-	-	-	-	-	-	-	-	-	-	-
AF Johnstone	2001/02	105	57	19	34*	404	10.63	-	-	130	25	-	-	-	-	-	-	-	-	-
BJ Langrope	2005/06	61	49	11	75	826	21.74	-	4	17	-	322.4	36	1319	59	22.36	4-17	-	32.8	4.09
CP McGoldrick	2009/10	21	19	1	64*	242	13.44	-	1	9	-	-	-	-	-	-	-	-	-	-
WJ Mills	2012/13	3	1	1	0*	0	-	-	-	-	-	18	4	63	6	10.50	3-22	-	18.0	3.50
CW Morriss	2012/13	1	1	0	0	0	0.00	-	-	-	-	5	2	13	1	13.00	1-13	-	30.0	2.60
JPD O’Gorman	2006/07	45	41	6	92	773	22.09	-	4	26	-	12	0	77	0	-	-	-	-	6.42
JD Peters	2012/13	8	7	3	33*	108	27.00	-	-	-	-	27	3	93	5	18.60	2-25	-	32.4	3.44
JM Richards	2011/12	18	17	1	65	256	16.00	-	1	7	-	25.5	1	99	4	24.75	1-0	-	38.8	3.83
DD Twigg	2011/12	13	7	2	18	28	5.60	-	-	-	-	102.1	11	356	15	23.73	2-10	-	40.9	3.48

Premier Men Twenty20 Career Averages

	Debut	Mat	Inn	NO	HS	Runs	Ave	100	50	Ct	St	O	M	R	W	Ave	Best	5wi	SR	Econ
BN Brady	2012/13	3	1	1	3*	3	-	-	-	1	-	4	0	40	0	-	-	-	-	10.00
MPF Davidson	2005/06	23	23	3	105*	496	24.80	1	1	6	-	82	4	420	31	13.55	3-18	-	15.9	5.12
GJ Dawson	2008/09	12	11	2	44*	105	11.67	-	-	2	-	-	-	-	-	-	-	-	-	-
GH Earl	2010/11	9	9	1	47	172	21.50	-	-	4	-	3.4	0	33	1	33.00	1-16	-	22.0	9.00
CA Gibbens	2012/13	2	1	0	1	1	1.00	-	-	-	-	4	0	27	1	27.00	1-14	-	24.0	6.75
MP Holstein	2008/09	14	4	2	9	15	7.50	-	-	3	-	47.2	1	244	16	15.25	3-13	-	17.8	5.15
DD Johnston	2011/12	4	3	2	27*	27	27.00	-	-	1	-	5	0	30	5	6.00	4-18	-	6.0	6.00
AF Johnstone	2005/06	26	7	3	13*	56	14.00	-	-	29	2	-	-	-	-	-	-	-	-	-
BJ Langrope	2005/06	22	19	6	62	230	17.69	-	1	9	-	70	1	518	18	28.78	2-10	-	23.3	7.40
CP McGoldrick	2009/10	8	6	2	29*	70	17.50	-	-	3	-	-	-	-	-	-	-	-	-	-
WJ Mills	2012/13	2	0	-	-	-	-	-	-	1	-	8	0	47	3	15.67	3-14	-	16.0	5.88
A Neill	2012/13	1	0	-	-	-	-	-	-	1	-	2	0	10	1	10.00	1-10	-	12.0	5.00
JPD O’Gorman	2007/08	18	16	5	48*	211	19.18	-	-	9	-	7.1	0	43	3	14.33	3-6	-	14.3	6.00
JD Peters	2012/13	1	1	1	6*	6	-	-	-	-	-	3	0	22	1	22.00	1-22	-	18.0	7.33
JM Richards	2011/12	5	1	0	2	2	2.00	-	-	-	-	1	0	13	0	-	-	-	-	13.00
DJ Sharples	2012/13	2	2	0	17	31	15.50	-	-	-	-	-	-	-	-	-	-	-	-	-
DD Twigg	2011/12	4	3	1	18	27	13.50	-	-	-	-	15	0	74	5	14.80	2-17	-	18.0	4.93

Premier Women Career Averages

	Debut	Mat	Inn	NO	HS	Runs	Ave	100	50	Ct	St	O	M	R	W	Ave	Best	SR	Econ
Janet Brehaut	2005/06	96	86	15	92	1726	24.31	-	7	16	-	164.2	6	946	16	59.13	3-26	61.6	5.76
Courtney Buckman	2012/13	11	10	1	36	166	18.44	-	-	2	-	54.5	8	166	8	20.75	2-10	41.1	3.03
Georgia Clarke	2012/13	11	6	3	8*	14	4.67	-	-	1	-	76.3	7	272	13	20.92	4-25	35.3	3.56
Natalie Cox	2007/08	58	45	10	66	506	14.46	-	2	14	-	142.2	9	793	27	29.37	3-17	31.6	5.57
Angela Coyle	2010/11	7	6	0	19	54	9.00	-	-	1	-	22.5	0	113	8	14.13	3-7	17.1	4.95
Caroline Hamel	2009/10	13	8	3	13	23	4.60	-	-	1	-	28	2	114	6	19.00	3-8	28.0	4.07
Emma Hay	2012/13	1	1	0	2	2	2.00	-	-	-	-	-	-	-	-	-	-	-	-
Meg Kendal	2008/09	56	47	6	107	1086	26.49	1	5	29	1	80	3	363	18	20.17	3-3	26.7	4.54
Katie Morris	2010/11	12	10	0	20	59	5.90	-	-	-	-	48	3	224	16	14.00	5-23	18.0	4.67
Clare Nicholas	2008/09	30	24	0	63	370	15.42	-	1	5	2	22	0	151	4	37.75	1-2	33.0	6.86
Sophie Oldershaw	2012/13	4	3	2	3	3	3.00	-	-	-	-	15.4	0	114	3	38.00	2-27	31.3	7.28
Amy Satterthwaite	2001/02	141	128	13	167	3564	30.99	4	19	45	-	934.5	141	3330	150	22.20	6-43	37.4	3.56
Jess Stagg	2012/13	10	10	2	27*	82	10.25	-	-	-	1	-	-	-	-	-	-	-	-
Anthea Stanley	1993/94	70	45	19	22	134	5.15	-	-	3	-	350	53	1244	68	18.29	5-17	30.9	3.55
Kate Stiven	2012/13	6	3	0	17	32	10.67	-	-	3	-	32	2	164	7	23.43	3-6	27.4	5.13
Alyssa Tahuhu	2010/11	3	2	0	9	9	4.50	-	-	-	-	-	-	-	-	-	-	-	-
Lea Tahuhu	2004/05	80	65	14	71*	919	18.02	-	2	16	2	334.5	23	1638	57	28.74	4-26	35.2	4.89

Championship Wins

Men:

**Premier:
(two-day)** 1909/10, 1910/11, 1925/26, 1949/50, 1954/55, 1956/57, 1963/64,
1964/65, 1986/87, 1987/88, 1988/89, 1989/90, 1991/92, 1993/94,
2000/01, 2001/02, 2004/05, 2008/09, 2009/10, 2011/12

(one-day) 1982/83, 1987/88, 1991/92, 2002/03, 2003/04, 2008/09, 2011/12

(Press Knockout Cup) 1995/96, 1996/97, 2001/02

(Twenty20) 2007/08, 2010/11

**2A Grade:
(combined/
two-day)** 1914/15, 1916/17, 1928/29, 1935/36, 1949/50, 1960/61, 1969/70,
1971/72, 1976/77, 1977/78, 1988/89, 1993/94, 2004/05, 2008/09

(one-day) 2007/08

**2B Grade:
(combined/
two-day)** 1980/81, 1990/91, 2008/09

CSCA Senior B Grade: 2005/06

3A Grade: 1958/59, 1974/75, 1976/77, 1979/80, 1980/81, 1981/82, 1983/84,
1985/86, 1986/87, 1987/88, 1990/91, 1991/92, 1993/94, 1994/95,
1995/96, 1996/97, 2002/03, 2004/05, 2007/08, 2008/09, 2010/11

Cavaliers: 1993/94

3B Grade: 1957/58, 1991/92, 1993/94, 1994/95, 1997/98, 1999/00, 2000/01,
2001/02

3C Grade: 1958/59, 1976/77, 1986/87, 1988/89, 1991/92, 2003/04, 2008/09

4A Grade: -

4B Grade: -

Seventh Grade: 1906/07, 1914/15, 1928/29, 1953/54, 1985/86

Eighth Grade: 1993/94, 1995/96

Ninth Grade: 1910/11, 1937/38, 1947/48, 1949/50

Tenth Grade: 1953/54, 1986/87

Eleventh Grade: -

Twelfth Grade: 1934/35

President's Grade: 1956/57, 1965/66, 1970/71, 1974/75, 1997/98

Women:

- Premier:**
(main competition) 1938/39, 1939/40, 1940/41, 1943/44, 1948/49, 1949/50, 1954/55, 1959/60, 1960/61, 1963/64, 1965/66, 1966/67, 1967/68, 1968/69, 1969/70, 1970/71, 1972/73, 1973/74, 1976/77, 1983/84, 1985/86, 1986/87, 1987/88, 1990/91, 1992/93, 1997/98, 1998/99, 2001/02, 2003/04, 2012/13
- (subsidiary competition)** 2000/01, 2001/02
- (Press Knockout Cup)** 1998/99, 1999/00, 2000/01
- (Twenty20)** 2006/07
- Kirsty Bond Series:** 2012/13
(combined Prem/Div 1)
- Division 1:**
(combined competition) 2000/01, 2001/02, 2005/06, 2008/09
- (Twenty20)** 2005/06
- Division 2:** 1941/42, 1953/54, 1957/58, 1959/60, 1976/77, 1992/93, 1994/95, 1995/96, 1996/97, 1998/99, 2002/03, 2003/04, 2004/05, 2006/07, 2011/12
- Social Twenty20:** 1986/87, 1989/90, 1995/96, 1997/98, 2003/04, 2004/05, 2007/08, 2008/09
- Year 7/8:** 1995/96, 1998/99, 2001/02, 2003/04, 2004/05, 2006/07, 2011/12
(Senior One-Day Girls)
- Premier Super 8s:** 1998/99
- Junior Super 8s:** 1998/99, 1999/00

Club:

- Hadlee Trophy:** 1954/55, 1969/70, 1988/89
- Petersen Shield:** 1916/17, 1953/54, 1958/59, 1960/61, 1962/63, 1964/65, 1975/76, 1977/78, 1978/79, 1980/81, 1981/82, 1982/83, 1985/86, 1986/87, 1988/89, 1991/92, 1992/93, 1993/94, 1996/97, 2003/04, 2004/05, 2006/07, 2008/09

Representative Players

Men:

New Zealand (Test Matches):

1931-32	ML Page	1955-65	PGZ Harris	1992-03	CZ Harris
1946-53	TB Burt	1977-78	SL Boock	2000-10	CS Martin
1952-56	MB Poore	1990-98	MW Priest		

New Zealand (All Matches):

1909-21	DM Sandman	1946-53	TB Burt	1977-78	SL Boock
1913-14	RG Hickmott	1952-56	MB Poore	1989-98	MW Priest
1925-26	CG Crawford	1955-57	SC Guillen	1990-05	CZ Harris
1931-32	ML Page	1955-65	PGZ Harris	2000-10	CS Martin
1935-36	WE Merritt	1966-67	BR Taylor		

Canterbury:

1887-18	TW Reese	1935-36	WE Merritt	1979-80	TE Jesty
1900-12	KM Ollivier	1936-39	E Mulcock	1982-83	PD Rutledge
1905-15	HA Bishop	1937-49	RC Webb	1982-90	AJ Nuttall
1907-11	EE Crawshaw	1940-41	RH Scott	1982-83	J Gully
1907-08	CA Cuff	1943-46	J Smith	1984-99	MW Priest
1907-19	BB Wood	1943-55	TB Burt	1987-88	MC Bremner
1909-27	DM Sandman	1949-51	W Bell	1987-88	HMR Richards
1911-15	RG Hickmott	1949-64	PGZ Harris	1988-94	RM Ford
1913-14	JS Barrett	1950-62	MB Poore	1988-95	BZ Harris
1913-26	LR Brunton	1953-54	DW Stark	1989-10	CZ Harris
1916-21	DW Reese	1954-62	GG Coull	1995-00	CD Cumming
1917-18	JC Hay	1956-61	SC Guillen	1997-10	CS Martin
1917-19	L Gordon	1962-63	JM Ruston	1998-06	SJ Cunis
1920-21	CW Allard	1965-73	JW Burt	1998-99	GA Howell
1920-32	CG Crawford	1966-67	BR Taylor	1999-03	JI Englefield
1921-27	F Woods	1966-75	KI Ferries	2000-05	JS Ward
1921-27	AW Thomas	1972-73	MG Webb	2001-02	DJ Reekers
1927-31	N Dorreen	1975-77	SL Boock	2006-09	MPF Davidson
1930-37	ML Page	1976-77	HC Sampson	2012-13	B Cachopa
1932-46	FP O'Brien	1977-79	GB Smith		
1934-37	M Graham	1978-79	LT Watson		

Women:

New Zealand:

1938-66	P Blackler	1986-90	BJ Legg	2003-05	AJ Green
1966-72	JE Stead	1988-96	KE Bond	2003-09	BH McNeill
1968-87	A McKenna	1988-96	SL Illingworth	2003-04	AL Mason
1973-75	J Lord	1988-01	CA Campbell	2006-08	RC Milburn
1975-76	DA Jelley	1994-96	JA Russell	2007-13	AE Satterthwaite
1975-77	SJ Rattray	1999-03	N Payne	2010-12	KS Anderson
1977-82	VL McGregor	1999-08	HM Watson	2010-12	JC Brehaut
1978-79	SA Harris	2002-08	SK Burke	2010-13	LMM Tahuu

Canterbury:

1968-79	SJ Rattray	1992-93	TL Woodbury	2002-03	KA Craig
1968-84	KL Gilray	1995-03	N Payne	2002-09	RC Milburn
1977-81	DA McGregor	1996-00	SM Frahm	2003-06	RS Kelly
1977-84	MA Francis	1997-98	JL Geary	2003-13	AE Satterthwaite
1977-87	VL McGregor	1997-98	S Burrows	2006-07	EM Bermingham
1979-89	A McKenna	1998-99	CJ Moffat	2007-13	JC Brehaut
1981-82	KA Hadlee	1998-01	AJMD Marsh	2008-11	AC Boyce
1982-92	BJ Legg	1998-01	JA Lawler	2008-13	LMM Tahuu
1983-00	CA Campbell	1999-08	HM Watson	2009-12	KS Anderson
1985-96	KE Bond	1999-06	HJ Rae	2009-13	MF Kendal
1986-96	SL Illingworth	2000-10	SK Burke	2009-10	EL White
1990-91	SH Brown	2001-09	BH McNeill	2012-13	NB Cox
1992-96	JA Russell	2001-02	EA Travers		

Otago:

1998-00	JL Geary	2001-02	PJ te Beest	2011-13	KA Stiven
1999-00	BH McNeill	2002-04	EJ Scurr		
2000-01	KA Craig	2010-11	TR Hopkinson		

The following played representative cricket prior to the amalgamation of the St Albans Men's and St Albans Women's Cricket Clubs in July 1977:

Canterbury:

T Baker	SA Harris	J Lord	A Nuttall	HM Steere
P Blackler	P Hill	E Lockett	K Pyatt	B Turner
P Carr	P Hooper	D McRae	C Randle	S Vaughan
C Dallard	P Jarvis	A Malins	J Riordan	J Watson
J Dickinson	P Kennedy	S Masters	LJ Shankland	J Webster
J Hamilton	J Lawn	S Mountford	JE Stead	E Woods

Trophies

Player of the Year:

1980/81	AJ Nuttall	1991/92	BZ Harris	2002/03	CR Moffat
1981/82	VL Burt	1992/93	KE Bond	2003/04	AC Bailey
1982/83	P Glassey	1993/94	GM Olliver	2004/05	NG Tubb
1983/84	BJ Legg	1994/95	C Julian	2005/06	EG Snell
1984/85	PD Rutledge	1995/96	SM Frahm	2006/07	SJ Cunis
1985/86	MW Priest	1996/97	N Payne	2007/08	JL Gourlie
1986/87	A McKenna	1997/98	JA Lawler	2008/09	AE Satterthwaite
1987/88	BZ Harris	1998/99	N Payne	2009/10	RA White
1988/89	MJ Anderson	1999/00	SA Mason	2010/11	GT Wadsworth
1989/90	LC Sparks	2000/01	JJ Englefield	2011/12	MPF Davidson
1990/91	S Parker	2001/02	AC Denford	2012/13	BJ Langrope

Cyril Crawford Memorial Cup (most runs in any grade):

1984/85	AC Graves	603	1999/00	T Breese	585
1985/86	SN McGregor	734	2000/01	ST Knox	666
1986/87	BS Davidson	516	2001/02	MJ Sutherland	835
1987/88	BZ Harris	1040	2002/03	MJ Sutherland	912
1988/89	JHJ Stribling	770	2003/04	ST Knox	754
1989/90	C Williams	740	2004/05	NG Tubb	879
1990/91	S Parker	973	2005/06	EG Snell	984
1991/92	BZ Harris	763	2006/07	JJ Price	765
1992/93	KB Scott	857	2007/08	SJ Cunis	576
1993/94	GM Olliver	808	2008/09	AE Satterthwaite	640
1994/95	J Wadsworth	745	2009/10	JJ Price	900
1995/96	PS Gooby	811	2010/11	LA Richardson	605
1996/97	N Payne	883	2011/12	GJ Dawson	733
1997/98	JA Lawler	872	2012/13	BJ Langrope	616
1998/99	N Payne	794			

Frank O'Brien Memorial Cup (most runs in one grade):

1984/85	AC Graves	603	1999/00	T Breese	585
1985/86	SN McGregor	734	2000/01	ST Knox	666
1986/87	BS Davidson	516	2001/02	MJ Sutherland	835
1987/88	SN McGregor	891	2002/03	MJ Sutherland	879
1988/89	JHJ Stribling	770	2003/04	ST Knox	754
1989/90	SN McGregor	583	2004/05	NG Tubb	879
1990/91	S Parker	973	2005/06	EG Snell	981
1991/92	KB Scott	750	2006/07	JJ Price	752
1992/93	KB Scott	819	2007/08	SJ Cunis	576
1993/94	R Kennedy	773	2008/09	AE Satterthwaite	640
1994/95	J Wadsworth	745	2009/10	JJ Price	876
1995/96	PS Gooby	811	2010/11	GT Wadsworth	533
1996/97	N Payne	883	2011/12	GJ Dawson	733
1997/98	JAF Davidson	670	2012/13	BJ Langrope	616
1998/99	N Payne	458			

Don Sandman Memorial Cup (most wickets in any grade):

1991/92	RA Brown	59	2003/04	AC Bailey	42
1992/93	RA Brown	58	2004/05	JS Miles	50
1993/94	RM Ford	48	2005/06	MPF Davidson	43
1994/95	T Wilson	57	2006/07	MPF Davidson	56
1995/96	CSJ Cowper	41	2007/08	JL Gourlie	53
1996/97	N Culpán	49	2008/09	DM Anderson	50
1997/98	CS Martin	47	2009/10	BA Smith	40
1998/99	JS Ward	47	2010/11	JL Gourlie &	33
1999/00	RA Brown	53		DD Johnston	
2000/01	SA Mason	48	2011/12	MPF Davidson	43
2001/02	AG Jamieson	44	2012/13	BJ Langrope	40
2002/03	JWJ Guest	54			

Tom Burt Memorial Cup (most wickets in one grade):

1964/65	F McWatt	47	1990/91	R Thomas	55
1965/66	P Napier	39	1991/92	SA Mason	58
1966/67	J Cowper	41	1992/93	RA Brown	58
1967/68	P Napier	41	1993/94	RM Ford	48
1968/69	A Brand	61	1994/95	T Wilson	57
1969/70	R Harris	43	1995/96	CSJ Cowper	41
1970/71	AG Jamieson	49	1996/97	RA Brown	40
1971/72	R Winter	36	1997/98	LT Watson	41
1972/73	H Shepherd	47	1998/99	B Rodger	40
1973/74	R Grainger	50	1999/00	RA Brown	53
1974/75-	} not		2000/01	SA Mason	48
1979/80	} awarded		2001/02	AG Jamieson	44
1980/81	W Donald	39	2002/03	JWJ Guest	49
1981/82	AG Jamieson	56	2003/04	AC Bailey	42
1982/83	P Glassey	50	2004/05	RR Watson	40
1983/84	W Donald	36	2005/06	MPF Davidson	43
1984/85	H McKnight	64	2006/07	MPF Davidson	56
1985/86	W Donald &	43	2007/08	JL Gourlie	49
	P Malone		2008/09	SA Mason	37
1986/87	D Hutton	51	2009/10	BA Smith	40
1987/88	BA Holland	59	2010/11	DD Johnston	33
1988/89	MJ Anderson	60	2011/12	MPF Davidson	43
1989/90	LC Sparks	51	2012/13	BJ Langrope	40

Bob Webb Memorial Cup (most wicket-keeping dismissals in one grade):

1988/89	G Lamb	37	2001/02	AF Johnstone	29
1989/90	TF Thornton	25	2002/03	AF Johnstone	37
1990/91	J Horne	26	2003/04	AF Johnstone	36
1991/92	JB Mooar	29	2004/05	AF Johnstone	41
1992/93	GJ Curgenven	30	2005/06	AF Johnstone	41
1993/94	JB Mooar	32	2006/07	AF Johnstone	43
1994/95	J Overend	30	2007/08	AF Johnstone	40
1995/96	AJ Logie	30	2008/09	AF Johnstone	31
1996/97	GA Howell	22	2009/10	AF Johnstone	41
1997/98	DF Shackel	28	2010/11	AF Johnstone	27
1998/99	TD Holton	29	2011/12	AF Johnstone	39
1999/00	GJ Curgenven	25	2012/13	AF Johnstone	46
2000/01	AM Keoghan	30			

Most Promising Player of the Year (discontinued):

	men	women		men	women
1983/84	RM Ford	KE Bond	1995/96	RF Roberts	KA Craig
1984/85	A Dyer	JA Turner	1996/97	GN Brooks	N Glubb
1985/86	AM McDonald	DK Brownlee	1997/98	AC Denford	HJ Rae
1986/87	PS Gooby	L McDrury	1998/99	MD Gower	BH McNeill
1987/88	HMR Richards	J Weir	1999/00	MPF Davidson	HJ Rae
1988/89	C Cotton	J Weir	2000/01	ALL MacLeod	K Saunders
1989/90	RM Graham	C McCormack	2001/02	AF Johnstone	RS Kelly
1990/91	DI Culpan	C McCormack	2002/03	BD Glover	AR Dickie
1991/92	ME Graham	not awarded	2003/04	DM Anderson	KJ McDonald
1992/93	MW Fine	not awarded	2004/05	AL Cuttriss	AR Dickie
1993/94	CS Martin	M Carson	2005/06	DF Bermingham	EM Bermingham
1994/95	GA Howell	KA Craig	2006/07	JL Gourlie	S Fitzsimon

Most Improved Player of the Year (discontinued):

	men	women		men	women
1982/83	A Arnold	T Arahanga	1995/96	not awarded	J Durdin
1983/84	GR Lucas	CA Campbell	1996/97	JS Ward	CJ Moffat
1984/85	BZ Harris	J Beattie	1997/98	GN Brooks	MJ Carmont
1985/86	RM Ford	JA Turner	1998/99	JAF Davidson	BH McNeill
1986/87	GM Olliver	T McNamara	1999/00	T Breese	SK Burke
1987/88	GR Lucas	M Ormandy	2000/01	BA Smith	SK Burke
1988/89	GM Rae	M Ormandy	2001/02	AC Bailey	KA Craig
1989/90	NS Tikao	SM Frahm	2002/03	BD Glover	KL Goodacre
1990/91	AF Rolfe	M Ormandy	2003/04	RK Davidson	RC Milburn
1991/92	JB Mooar	A Morris	2004/05	NG Tubb	AE Satterthwaite
1992/93	KB Scott	SM Frahm	2005/06	ND Cross	LM Tahuu
1993/94	JS Ward	S Burrows	2006/07	JPD O'Gorman	AE Forbes
1994/95	MW Fine	L Walker			

Zin Harris Memorial Trophy (young male player of the year):

2007/08	MP Holstein	2009/10	GH Earl	2011/12	BN Brady
2008/09	BJ Langrope	2010/11	JCA Roberts	2012/13	KA Jamieson

Kim Jamieson Memorial Trophy (young female player of the year):

2007/08	JC Brehaut	2009/10	CA O'Brien-Smith	2011/12	K van Beurten
2008/09	LMM Tahuu	2010/11	MF Kendal	2012/13	C Buckman

Personality of the Year:

1980/81	M Ostle	1992/93	L Borrani	2004/05	PJ Mayell
1981/82	SL Illingworth	1993/94	C Julian	2005/06	ND Cross & MJ Cross
1982/83	J Gully	1994/95	CD Cumming	2006/07	EW Horne
1983/84	E Shepard	1995/96	R Thomas	2007/08	JJ Price
1984/85	BZ Harris	1996/97	N Payne	2008/09	S Sayed
1985/86	B O'Malley	1997/98	GR Lucas	2009/10	EL White
1986/87	F Kemp	1998/99	MR Ogier	2010/11	GT Wadsworth
1987/88	HMR Richards	1999/00	PB McGrory	2011/12	AF Johnstone
1988/89	SK Inwood	2000/01	B Moore	2012/13	DD Johnston
1989/90	KI Ferries	2001/02	C Atkinson		
1990/91	M Vaughan	2002/03	AC Bailey		
1991/92	GE Charles	2003/04	ST Knox		

Noel Love Memorial Trophy (for the older St Albans member who shows outstanding enthusiasm, dedication, camaraderie and social interaction, both on and off the field):

2003/04	DG Mollett	2007/08	LN Serra	2011/12	MR Griffin
2004/05	SJD Cox	2008/09	GJ Curgenvin	2012/13	SL Oldershaw
2005/06	JZ Harris	2009/10	AP Bergman		
2006/07	EW Horne	2010/11	BJ van Beurten		

Peers Cup (club member contributing most on and off the field):

1968/69	R Johnson	1984/85	LN Serra	2000/01	EM Saunders
1969/70	ID Dempsey	1985/86	SJD Cox	2001/02	EM Saunders
1970/71	LR Earney	1986/87	MJ Anderson	2002/03	SA Mason
1971/72	RDJ Mather	1987/88	B O'Malley & V Pont	2003/04	GAH Craigie & DE Pettet
1972/73	AG Jamieson	1988/89	EP West	2004/05	DE Pettet
1973/74	JA Harrison	1989/90	T Falloon	2005/06	MR Dickie & CD O'Brien-Smith
1974/75	BJ Williamson	1990/91	GJ Curgenvin	2006/07	DE Pettet
1975/76	LJ Blatchford & SJD Cox	1991/92	GJ Curgenvin	2007/08	N Wilson
1976/77	KA Hiscoke	1992/93	EW Horne	2008/09	B Fenwick & G Soper
1977/78	AG Jamieson	1993/94	PJ Mayell	2009/10	AG Jamieson
1978/79	C Francis	1994/95	LN Serra	2010/11	MJ Sutherland
1979/80	MA Alabaster	1995/96	JK Jamieson	2011/12	BJ van Beurten
1980/81	RW Moore	1996/97	AG Jamieson	2012/13	LN Serra
1981/82	TF Thornton	1997/98	GR Lucas		
1982/83	EP West	1998/99	JK Jamieson		
1983/84	EP West	1999/00	GJ Curgenvin		

Historical Register of the Club Executive

Life Members:

1918	T W Reese*
1919	C S Thompson*
1922	J Jackson*
1923	F C Raphael*
1936	W Simpson*
1947	R H North*
1950	C G Crawford*
1952	T A Tucker*
1963	C F Collins*
1969	R R A McLauchlan*
1976	I D Dempsey
1977	Mrs H M Steere*
1978	Miss A J Malins (Mrs A J Mitchell)
1979	R Johnson*
1979	R D J Mather
1989	A G Jamieson
1995	S J D Cox
1999	E W Horne
1999	L N Serra
2003	G J Curgenvan

* deceased

President:

1905-1906	A E G Rhodes
1906-1907	H D Carter
1907-1909	G Palmer
1909-1923	F C Raphael
1923-1925	R Graham
1925-1930	J S Barrett
1930-1946	C S Thompson
1946-1956	C G Crawford
1956-1959	T A Tucker
1959-1961	T B Burt
1961-1963	C F Collins
1963-1966	R R A McLauchlan
1966-1969	R W Peers
1969-1971	J Z Harris
1971-1975	I D Dempsey
1975-1978	R D J Mather
1978-1980	P B Guerin
1980-	A G Jamieson

Patron:

1946-1963	C G Thompson
1963-1970	C G Crawford
1970-1975	T A Tucker
1975-1980	C F Collins
1980-1986	R R A McLauchlan
1986-1989	R C Webb
1989-1994	R W Peers
1994-	J Z Harris

Treasurer:

1905-1906	P O'Brien
1906-1914	J Jackman
1914-1919	C S Thompson
1919-1920	J Reid
1920-1922	C S Thompson
1922-1923	C S Harrison
1923-1926	A Wright
1926-1929	S W Hickmott
1929-1930	L C Smart
1930-1939	T R Pope
1939-1942	T A Tucker
1942-1944	N S H McCann
1944-1945	J Smith
1945-1952	J Child
1952-1953	N S H McCann
1953-1955	M C Stonyer
1955-1958	R J Findlay
1958-1959	S Heymann
1959-1961	R D Wear
1961-1968	B S Todd
1968-1969	D Kelly
1969-1971	J W Burt
1971-1972	K J Yardley
1972-1973	J C Thompson
1973-1975	L R Earney
1975-1979	L J Blatchford
1979-1980	K J Yardley
1980-1982	B J Reddington
1982-1984	G N Cowles
1984-	L N Serra

Historical Register of the Club Executive

Secretary:

1905-1906 J Jackman
 1906-1908 C W Allard
 1908-1909 L G Blackwell
 1909-1913 J Reid
 1913-1915 V M Edgar
 1915-1919 C S Thompson
 1919-1920 J Reid
 1920-1921 L R Brunton
 1921-1926 C S Harrison
 1926-1930 S W Hickmott
 1930-1939 T R Pope
 1939-1942 T A Tucker
 1942-1944 N S H McCann
 1944-1945 J Smith
 1945-1946 R G Condliffe
 1946-1953 C F Collins
 1953-1955 C McKenzie
 1955-1956 R I Stark
 1956-1960 R W Peers
 1960-1961 V C B Robinson
 1961-1963 R D Wear
 1963-1965 A H Turner
 1965-1967 M R England
 1967-1971 L R Earney
 1971-1972 R D J Mather
 1972-1973 A J Bull
 1973-1976 E P West
 1976-1979 K J Yardley
 1979-1981 A C Graves
 1981-1983 E P West
 1983-1985 G F G Gambles
 1985-1986 S Shelton
 1986-1999 E W Horne
 1999-2005 L D Stewart
 2005-2006 G E Penlington
 2006-2008 K L Cunis
 2008- S A Mason

Men's Club Captain:

1905-1906 T W Reese
 1906-1908 R Vincent
 1908-1909 J Reid
 1909-1912 A H Noall
 1912-1914 H Matson
 1914-1916 H A Bishop
 1916-1919 C Webster
 1919-1921 C S Thompson
 1921-1923 L R Brunton
 1923-1945 R H North
 1945-1946 C G Crawford
 1946-1948 J Smith
 1948-1950 R G Knowles
 1950-1951 R R A McLauchlan
 1951-1952 M B Poore
 1952-1953 H L Langley
 1953-1955 R Kerr
 1955-1956 I D Dempsey
 1956-1961 P G Z Harris
 1961-1962 A R Taylor
 1962-1965 J Z Harris
 1965-1968 R D J Mather
 1968-1971 A L Fleete
 1971-1972 S Murdoch
 1972-1973 J A Harrison
 1973-1980 A G Jamieson
 1980-1982 R W Moore
 1982-1983 J W Durning
 1983-1985 E P West
 1985-1987 R H Shelton
 1987-1989 M J Anderson
 1989-1992 G J McCarthy
 1992-1995 G J Curgenvin
 1995-1997 T Falloon
 1997-1999 C S J Cowper
 1999-2000 S T Knox
 2000-2002 I E Smith
 2002-2006 A J Falloon
 2006-2009 D E Pettet
 2009-2010 G P Flavell
 2010-2011 A F Johnstone
 2011- D E Pettet

Women's Club Captain:

1972-1979 S Chamberlain
 1979-1982 V L Burt
 1982-1983 J McRobie
 1983-1984 J Sargent
 1984-1985 M Nijland
 1985-1986 T McNamara
 1986-1989 T Brownlee
 1989-1990 K E Bond
 1990-1992 L K McMeeking
 1992-1995 S R Day
 1995-1997 L D Stewart
 1997-1998 J L Geary
 1998-2000 J K Jamieson
 2000-2002 E M Saunders
 2002-2005 K M Houlston
 2005-2009 N Wilson
 2009-2010 S K Helmore
 2010-2011 A G Jamieson
 2011-2012 N M Blue
 2012- B J van Beurten



The victorious St Albans Premier women's one-day team. Back row (from left): Amy Satterthwaite, Janet Brehaut, Lea Tahuu, Anthea Stanley, Jess Stagg, Georgia Clarke. Front row: Natalie Cox, Meg Kendal, Alyssa Tahuu, Courtney Buckman, Katie Morris. Absent: Kate Stiven.

Premier Men's Records

(two-day, one-day and Twenty20 matches combined)

Most Matches:

GR Lucas	248	GB Smith	223	MW Priest	204
FP O'Brien	237	AF Johnstone	223	TB Burt	197
PD Rutledge	228	MPF Davidson	216	NE Francis	166
CG Crawford	223	AJ Nuttall	213	MB Poore	154

Most Innings:

GB Smith	340	J Smith	281	JM Ruston	234
GR Lucas	325	MW Priest	256	MPF Davidson	230
FP O'Brien	322	LA Smith	251	MB Poore	233
CG Crawford	302	TB Burt	250	AJ Nuttall	221

Most Runs (Career):

FP O'Brien	9515	BZ Harris	6427	MW Priest	5207
CG Crawford	8158	JM Ruston	5784	SC Guillen	4954
GB Smith	7924	PGZ Harris	5384	F Woods	4646
J Smith	7720	LA Smith	5265	MC Bremner	4265
GR Lucas	6872	MB Poore	5224	JW Burt	4241

Most Centuries (Career):

FP O'Brien	13	HA Bishop	5	JW Burt	4
J Smith	11	JI Englefield	5	BZ Harris	4
CG Crawford	10	SC Guillen	5	GB Smith	4
F Woods	10	MB Poore	5	TW Reese	4
CZ Harris	7	MPF Davidson	5		
PGZ Harris	6	MC Bremner	4		

Most Fifties (Career):

FP O'Brien	50	JW Burt	29	MW Priest	25
CG Crawford	44	PGZ Harris	29	LA Smith	24
BZ Harris	44	GR Lucas	29	SC Guillen	22
GB Smith	41	JM Ruston	28	MB Poore	21
J Smith	36	ST Knox	26	F Woods	21

Most Runs in a Season:

BZ Harris	1040	1987/88	BZ Harris	763	1991/92
F Woods	1006	1923/24	ST Knox	754	2003/04
NG Tubb	879	2004/05	ST Knox	749	2002/03
PGZ Harris	813	1956/57	GE Charles	736	1991/92
RA White	797	2009/10	GJ Dawson	733	2011/12
SC Guillen	776	1956/57	GR Lucas	716	1988/89

Most Centuries in a Season:

JI Englefield	4	2000/01	SC Guillen	3	1956/57
F Woods	3	1923/24	RA White	3	2009/10

Two Centuries in a Match:

SC Guillen	132 & 104*	v East Shirley	1956/57
MC Bremner	108* & 100*	v Marist	1989/90

Highest Individual Scores:

F Woods	234	1923/24	SC Guillen	162*	1964/65
N Dorreen	226*	1926/27	CG Crawford	159*	1924/25
F Woods	223	1923/24	MB Poore	159	1961/62
F Woods	222*	1923/24	RR Watson	158*	2004/05
FP O'Brien	215*	1931/32	CF Townsend	158	1949/50
BB Wood	201	1909/10	JI Englefield	156*	2001/02
F Woods	180	1922/23	HA Bishop	156	1927/28
HA Bishop	178	1914/15	CG Crawford	153*	1927/28
SC Guillen	173	1960/61	FP O'Brien	152	1936/37
CZ Harris	170*	1990/91	CZ Harris	150*	1993/94
BZ Harris	165	1992/93	F Wood	150	1906/07
AC Bailey	165	2001/02			

Most Deliveries (Career):

AJ Nuttall	26849	MW Priest	19121	JA Harrison	14139
TB Burt	26732	DM Sandman	18676	TL Jones	13146
KI Ferries	22077	MB Poore	18439	MPF Davidson	13142
E Mulcock	20200	LT Watson	15264	LC Sparks	12746

Most Wickets (Career):

TB Burt	754	E Mulcock	523	LT Watson	356
DM Sandman	737	KI Ferries	479	SJ Cunis	311
AJ Nuttall	609	MB Poore	426	JA Harrison	303
MW Priest	528	MPF Davidson	400	LC Sparks	301

Most Five Wicket Innings Hauls:

DM Sandman	75	E Mulcock	28	TL Jones	20
TB Burt	39	KI Ferries	20		

Most Ten Wicket Match Hauls:

DM Sandman	11	TL Jones	5
TB Burt	7	E Mulcock	5

Most Wickets in a Season:

DM Sandman	84	1910/11	LC Sparks	54	1983/84
DM Sandman	76	1912/13	TL Jones	53	1964/65
TL Jones	70	1958/59	KI Ferries	50	1973/74
E Mulcock	65	1936/37	LT Watson	50	1981/82
GE Charles	56	1991/92	MW Priest	50	1985/86
MPF Davidson	56	2006/07	HMR Richards	50	1987/88
AJ Nuttall	54	1980/81	JL Gourlie	49	2007/08

Most Wickets in a Match:

E Mulcock	15	v Lancaster Park	1936/37
E Mulcock	15	v Lancaster Park	1939/40
MPF Davidson	13	v Old Boys Collegians	2011/12

Best Innings Bowling Figures:

BJ Harrison	9-12	1986/87	LT Watson	8-31	1978/79
MPF Davidson	9-58	2011/12	NE Francis	8-32	1981/82
CS Martin	8-29	1997/98	LT Watson	8-57	1980/81

Most Catches as a Fielder (Career):

GB Smith	161	GR Lucas	103	FP O'Brien	98
MW Priest	135	MC Bremner	100	BZ Harris	95
AJ Nuttall	117	NE Francis	100	CG Crawford	94

Most Wicket-keeping Dismissals (Career):

AF Johnstone	451 (402c 49st)	LR Brunton	146 (74c 72st)
PD Rutledge	403 (298c 105st)	GA Howell	92 (74c 18st)
JC Thompson	159 (129c 30st)	LA Smith	77 (60c 17st)
SC Guillen	148 (108c 40st)		

Most Wicket-keeping Dismissals in a Season:

PD Rutledge	47	1984/85	PD Rutledge	37	1986/87
AF Johnstone	46	2012/13	PD Rutledge	37	1987/88
AF Johnstone	43	2006/07	AF Johnstone	37	2002/03
AF Johnstone	41	2004/05	AF Johnstone	36	2003/04
AF Johnstone	41	2005/06	PD Rutledge	34	1992/93
AF Johnstone	41	2009/10	AF Johnstone	31	2008/09
AF Johnstone	40	2007/08	AM Keoghan	30	2000/01
AF Johnstone	39	2011/12	SC Guillen	29	1964/65
PD Rutledge	37	1985/86	LA Smith	29	1969/70

Most Wicket-keeping Dismissals in a Match:

PD Rutledge	9 (7c 2st)	v East Shirley	1982/83
JC Thompson	7 (4c 3st)	v Old Collegians	1972/73
AF Johnstone	7 (7c)	v Lancaster Park Woolston	2006/07

Most Wicket-keeping Dismissals in an Innings:

LR Brunton	6 (3c 3st)	v Sydenham	1926/27
TJF Hayden	6 (6c)	v High School Old Boys	1957/58
PD Rutledge	6 (6c)	v Riccarton	1988/89
RJ Cain	6 (6c)	v Riccarton	1989/90
AF Johnstone	6 (6c)	v Lancaster Park Woolston	2006/07

Highest Total by St Albans:

513	v West Christchurch	1948/49
-----	---------------------	---------

Lowest Total by St Albans:

41	v Marist	1985/86
----	----------	---------

Premier Women's Records

(two-day, one-day and Twenty20 matches combined)

Most Matches:

A McKenna	330	MA Francis	176	CA Campbell	123
P Blackler	322	SL Illingworth	168	N Wilson	120
VL Burt	246	BJ Legg	165	BH McNeill	119
KL Gilray	222	SK Burke	155	KA Craig	116
HM Steere	222	DA McGregor	150	A Morris	110
KE Flavell	186	AE Satterthwaite	141	RC Milburn	108
SM Frahm	184	HJ Rae	129		

Most Runs (Career):

P Blackler	14158	N Wilson	5290	DA McGregor	4055
A McKenna	11923	JE Stead	4989	AE Satterthwaite	3564
VL Burt	7908	SL Illingworth	4799	BJ Legg	3538
HM Steere	7111	KL Gilray	4320	RC Milburn	2796
KE Flavell	6012	SM Frahm	4271	HJ Rae	1909

Most Centuries (Career):

N Wilson	10	SM Frahm	5	RC Milburn	3
P Blackler	9	AE Satterthwaite	4	BJ Legg	2
SL Illingworth	6	JA Lawler	3	VL Burt	2
A McKenna	6	JE Stead	3		

Most Fifties (Career):

A McKenna	77	N Wilson	34	SL Illingworth	16
P Blackler	42	DA McGregor	22	BJ Legg	16
VL Burt	38	KL Gilray	19	SM Frahm	15
KE Flavell	35	AE Satterthwaite	19	JE Stead	15

Most Runs in a Season:

P Blackler	900	1951/52	P Blackler	734	1955/56
N Payne	883	1996/97	SL Illingworth	728	1993/94
JA Lawler	872	1997/98	RC Milburn	704	2003/04
VL Burt	821	1984/85	P Blackler	691	1953/54
N Payne	815	2002/03	SM Frahm	679	1995/96
KE Bond	806	1992/93	KE Bond	672	1991/92
N Payne	794	1998/99	AE Satterthwaite	640	2008/09
N Payne	770	1997/98	RC Milburn	638	2008/09
A McKenna	736	1982/83	VL Burt	631	1981/82

Highest Individual Scores:

P Blackler	213*	1956/57	BJ Legg	148	1987/88
N Payne	181*	2002/03	AC Boyce	145	2010/11
P Blackler	180	1958/59	N Payne	143*	2000/01
AE Satterthwaite	167	2010/11	N Payne	142	1998/99
N Payne	151	1997/98	SL Illingworth	135	1993/94
VL Burt	148*	1982/83	AE Satterthwaite	125*	2008/09

Most Wickets (Career):

P Blackler	1172	SK Burke	249	AE Satterthwaite	150
KL Gilray	467	T Reid	182	A Morris	133
CA Campbell	311	BH McNeill	180	JA Russell	114
BJ Legg	276	KE Flavell	174	N Glubb	111
A McKenna	258	JL Geary	156	N Wilson	111
VL Burt	249	HJ Rae	152	SK Lloyd	109

Most Wickets in a Season:

P Blackler	85	1953/54	JL Geary	40	1997/98
P Blackler	68	1954/55	CJ Moffat	39	1997/98
CA Campbell	52	1986/87	SJ Rattray	37	1975/76
CA Campbell	47	1988/89	SA Harris	34	1976/77
SJ Rattray	43	1976/77	JA Russell	34	1994/95
CA Campbell	41	1983/84	JL Geary	34	1996/97
CA Campbell	40	1985/86			

Best Innings Bowling Figures:

JA Russell	8-31	1994/95	CA Campbell	7-25	1983/84
CA Campbell	7-17	1988/89	A McKenna	6-5	1979/80
TL Woodbury	7-23	1992/93	CA Campbell	6-9	1985/86

Most Wicket-keeping Dismissals (Career):

MA Francis	171	RC Milburn	99	J Stevens	52
SL Illingworth	150	JE Stead	81		
SM Frahm	113	T Baker	76		

Highest Any Wicket Partnership:

245*	3rd	N Payne (125*) & JA Lawler (99*)	v South Canterbury	1997/98
245	2nd	N Payne (143*) & BH McNeill (94)	v Sydenham	2001/02
244*	1st	VL Burt (148*) & A McKenna (88*)	v Lancaster Park	1982/83
219	2nd	AE Satterthwaite (167) & AC Boyce (145)	v LPW-Sydenham	2010/11
209	1st	JE Stead (86*) & P Blackler (114*)	v St Albans II	1962/63

Highest Totals by St Albans:

431/6	v LPW-Sydenham	2010/11	353/9	v Lancaster Park	1997/98
377/4	v Sydenham	2000/01	351/6	v East Shirley	2000/01
358/3	v Lancaster Park	1997/98	340/3	v LPW-Sydenham	2008/09
353/7	v Sydenham	1995/96	331/7	v LPW-Sydenham	2009/10

Highest Totals against St Albans:

339/3	by East Shirley	2008/09	299/3	by Sydenham	1982/83
326/4	by East Shirley	2009/10	293/8	by East Shirley	2009/10
318/5	by OBC-Country	2006/07	282/7	by LPW-Sydenham	2009/10

Lowest Totals by St Albans:

4	v Technical	1964/65	8	v Mai Moa	1958/59
---	-------------	---------	---	-----------	---------

Lowest Totals against St Albans:

3	by Marama	1952/53	7	By Hagley	1969/70
---	-----------	---------	---	-----------	---------

TREASURER'S REPORT

Pages	Contents
101	Treasurer's Report
102-103	Statement of Financial Performance
104	Statement of Movements in Equity and Statement of Financial Position
105	Review Report
106	Notes to the Financial Statements



Treasurer's Report

The 2012-2013 season has produced a surplus of \$11,799 in the financial accounts.

This has resulted from strong income arising from our winter pavilion hires, Gaming Machine Trust donations and an increase in subscriptions collected arising from an increased player base.

However, the year was very disrupted from a social point of view with playing days and practises all being away from Hagley Oval. The traditional Twilight Tournament was also disbanded this year. This led to a greatly reduced bar turnover and lower bar profits.

The running costs were kept under tight control with only a \$3,423 increase in total expenses, and even some of this increase was reimbursed to us through pavilion hire payments by our winter tenants.

Whilst this coming year is likely to also have its challenges the committee is hopeful that the decision to remain at Hagley Oval as our permanent base will see some crucial stability return. Just how this will all unfold should become clearer after the decision at the Environment Court in August.

Subscriptions have again been frozen at their existing levels for another year to ensure we attract as many players as we possibly can back to the club to ensure our new future is kicked off with a solid start.



Lindsay Serra
TREASURER

Statement of Financial Performance

for the year ended 31 May 2013

2012	INCOME	2013
	INCOME FROM BAR TRADING	
\$16,130	Sales from Bar	\$11,093
	less: Cost of Goods Sold	
\$397	Opening stock	\$426
\$10,031	Purchases	\$7,765
\$426	Closing stock	\$259
<u>\$10,002</u>	Cost of Goods Sold	<u>\$7,932</u>
\$6,128	Surplus from Bar Trading	\$3,161
	INCOME FROM CLUB MEMBERS	
\$12,710	Subscriptions	\$15,275
\$517	Academy	\$0
\$650	Donations	\$150
<u>\$284</u>	On-line auction	<u>\$0</u>
\$14,161		\$15,425
	EXTERNAL FUNDRAISING	
\$9,000	Gaming machine donations	\$16,834
\$0	Hagley Park grounds committee	\$838
\$2,500	Sponsorship (Note 3)	\$3,859
\$9,204	CCA grants	\$10,208
\$3,174	Cornwall fundraising	\$0
(\$4,708)	less: Cornwall costs	(\$0)
\$2,000	Prize money	\$0
\$19,216	Pavilion hire	\$23,086
\$154	Interest received	\$237
<u>\$2,601</u>	Insurance claim proceeds	<u>\$0</u>
\$43,141		\$55,062
<u>\$63,430</u>	TOTAL INCOME FOR YEAR	<u>\$73,648</u>

These financial statements are to be read in conjunction with the Notes to the Financial statements on page 106

Statement of Financial Performance

for the year ended 31 May 2013

2012	EXPENSES	2013
	PLAYING EXPENSES	
\$4,043	Material costs - balls	\$6,191
\$1,019	Material costs - gear and clothing	\$4,403
\$3,703	Ground rentals	\$4,830
\$4,023	Practise wickets	\$2,480
\$2,805	Fees and levies	\$2,098
\$3,000	CCA funded contracts	\$3,000
<u>\$15,979</u>	Coaching	<u>\$16,422</u>
\$34,572		\$39,424
	PAVILION EXPENSES	
\$3,315	Insurance	\$3,539
\$1,505	Heat, light and power	\$1,885
\$2,944	Repairs and maintenance	\$2,049
\$1,142	Cleaning	\$0
\$452	Telephone	\$568
\$2,458	Depreciation on pavilion	\$2,874
\$3,640	Depreciation on furniture and plant	\$3,224
<u>\$226</u>	Depreciation on motor vehicle	<u>\$334</u>
\$15,683		\$14,472
	ADMINISTRATIVE EXPENSES	
\$1,213	Postage, stationery and reports	\$1,324
\$656	Advertising	\$1,662
\$2,658	General expenses	\$2,242
\$1,519	Presentations and awards	\$713
\$1,250	Audit fee	\$1,250
<u>\$875</u>	Club socials	<u>\$763</u>
\$8,172		\$7,953
<u>\$58,426</u>	TOTAL EXPENSES FOR YEAR	<u>\$61,849</u>
<u>\$5,004</u>	SURPLUS (DEFICIT) FOR YEAR	<u>\$11,799</u>

These financial statements are to be read in conjunction with the Notes to the Financial statements on page 106

Statement of Movements in Equity

for the year ended 31 May 2013

2012	ACCUMULATED FUNDS	2013
\$96,396	Balance at beginning of the year	\$101,400
<u>\$5,004</u>	Net surplus (deficit) for year	<u>\$11,799</u>
<u>\$101,400</u>	Equity at end of the year	<u>\$113,199</u>

Statement of Financial Position

as at 31 May 2013

2012	CURRENT ASSETS	2013
\$14,085	WestpacTrust - Cheque account (Note 6)	\$26,537
\$57	WestpacTrust - Bar account	\$57
\$88	WestpacTrust - Maintenance	\$492
\$595	WestpacTrust - 125th Jubilee fund	\$1,607
\$4,140	Accounts receivable	\$0
\$1,044	Subscriptions in arrears	\$1,439
\$426	Stock on hand - bar supplies	\$259
\$2,823	Stock on hand - balls	\$6,810
<u>\$0</u>	GST refund due	<u>\$735</u>
\$23,258		\$37,935
	PROPERTY, PLANT and EQUIPMENT	
\$2,368	Nets	\$2,368
\$61,989	Pavilion (Note 2)	\$59,115
\$20,893	Furniture and plant (Note 2)	\$17,669
<u>\$774</u>	Motor vehicle (Note 2)	<u>\$440</u>
\$86,024		\$79,591
<u>\$109,282</u>	TOTAL ASSETS	<u>\$117,527</u>
	CURRENT LIABILITIES	
\$2,616	Accounts payable	\$2,502
\$0	Subscriptions in advance	\$191
\$1,133	Debentures	\$1,133
\$501	add: Accrued interest	\$501
<u>\$3,633</u>	GST due	<u>\$0</u>
\$7,883		\$4,327
<u>\$101,400</u>	NET ASSETS	<u>\$113,199</u>
<u>\$101,400</u>	EQUITY	<u>\$113,199</u>

Signed on behalf of Executive Committee:


Treasurer


President

Date signed: 19 June 2013



These financial statements are to be read in conjunction with the Notes to the Financial statements on page 106

Review Report

The Members of the St Albans Cricket Club

I have reviewed the financial statements of St Albans Cricket Club on pages 102 to 106. The financial statements provide information about the past financial performance of the Club and its financial position as at 31 May 2013. This information is stated in accordance with the accounting policies set out in the Clubs annual financial statements on page 106.

Executive Committee's responsibilities

The Executive Committee is responsible for the preparation of financial statements which comply with generally accepted accounting practice in New Zealand and which present fairly the financial position of the Club as at 31 May 2013 and the results of its operations for the year ended on that date.

Reviewer's responsibilities

I am responsible for reviewing the interim financial statements presented by the Executive Committee in order to report to you whether, in my opinion and on the basis of the procedures performed by me, anything has come to my attention that would indicate that the financial statements do not present fairly the matters to which they relate.

Basis of Statement

A review is limited primarily to enquiries of personnel and analytical review procedures applied to financial data and thus provides less assurance than an audit. I have not performed an audit and, accordingly I do not express an audit opinion.

I have reviewed the financial statements of the club for the year ended 31 May 2013 in accordance with the Review Engagement Standards issued by the New Zealand Institute of Chartered Accountants. These standards require that we plan and perform the review to obtain moderate assurance as to whether the statements are free from material misstatement whether caused by fraud or error. I also evaluated the overall adequacy of the presentation of information in the financial statements.

Other than my capacity as a reviewer, I have no relationship with or interest in the Club.

Statement of review findings

Based on my review nothing has come to my attention that causes me to believe that the accompanying financial statements, set out on pages 102 to 106, do not fairly present the financial position of the Club as at 31 May 2013 and its financial performance for the year ended on that date in accordance with generally accepted accounting practice in New Zealand.

Our review was completed on 19 June 2013 and my findings are expressed as at that date.



Bruce Harris
Chartered Accountant
Christchurch

Notes to the Financial Statements

for the year ended 31 May 2013

Note 1 - Statement of Accounting Policies

St Albans Cricket Club is a non-profit organisation. The financial statements are general purpose and prepared in accordance with generally accepted accounting practice.

Unless otherwise stated the accounting principles recognised as appropriate for the measurement and reporting of earnings and financial position on a historical cost basis have been followed.

The entity qualifies for differential reporting because the Club meets the framework for differential reporting as the Club is not publicly accountable and is small. The club has taken advantage of all differential reporting exemptions.

Changes in accounting policies: There have been no changes in accounting policies which have been applied on bases consistent with those used in previous years.

The following specific accounting policies which materially affect the measurement of financial performance and financial position have been applied:

Accounts Receivable are stated at their estimated realisable value. Debts which are considered uncollectible are written off. There is no other provision for doubtful debts.

Stock on Hand - Bar Supplies has been valued at lower of cost or net realisable value.

Stock on Hand - Balls has been valued at lower of cost or net realisable value.

Equipment on Hand has been valued by the Committee.

Sponsorship: Sponsorship for services rendered to the club are accounted for as revenue and expense at values approximating the cost of the service provided.

Property, Plant and Equipment are stated at cost less accumulated depreciation. Depreciation has been calculated using the rates shown in the Property, Plant and Equipment Schedule (Note 2). Material, Nets and Junior Material have not been depreciated as the committee charges all repairs, maintenance and replacements to expenses.

A mortgage security over the pavilion is held by Westpac Banking Corporation. At 31 May 2013 there were no advances drawn against this security (2012 - nil).

Related Party transactions: The Committee are also members of the Club and pay subscriptions on the same basis as other members. Services provided have been supplied on normal commercial terms.

Note 2 - Property, Plant and Equipment

As at 31 May 2013	Cost	Accum. Deprec.	Deprec. Rate	Last Year Book Val	This Year Book Val
Pavilion	\$95,545	\$36,430	3%	\$61,989	\$59,115
Motor Vehicle	\$1,000	\$560	33%	\$774	\$440
Furniture and Plant	\$39,748	\$22,080	10% & 33.3%	\$20,893	\$17,669
Total Fixed Assets	\$136,293	\$59,070		\$83,656	\$77,224

As at 31 May 2012	Cost	Accum. Deprec.	Deprec. Rate	Last Year Book Val	This Year Book Val
Pavilion	\$95,545	\$33,556	3%	\$64,863	\$61,989
Motor Vehicle	\$1,000	\$226	33%	\$0	\$774
Furniture and Plant	\$39,748	\$18,855	10% & 33.3%	\$24,117	\$20,893
Total Fixed Assets	\$136,293	\$52,638		\$88,980	\$83,656

Note 3 - Sponsorships

The sponsorship of \$1,250 (2012 - \$1,250), is in respect of audit fees.

Note 4 - Capital Commitments

There were no capital commitments at balance date (2012 - nil).

Note 5 - Contingent Liabilities

There were no contingent liabilities at balance date (2012 - nil).

Note 6 - Bank Overdraft Facility

In May 2010 the club obtained a \$5,000 unsecured bank overdraft facility from Westpac. The term was for a period of 9 months.