

St Albans Cricket Club



ANNUAL REPORT
and Financial Statement for 2014 - 2015



St Albans Cricket Club thanks and acknowledges the various image suppliers.

**< Hagley Oval during the
2015 ICC World Cup**



St Albans Cricket Club

Notice is hereby given that the

111th Annual General Meeting

of the St Albans Cricket Club Inc.
will be held at the St Albans Cricket Club pavilion,
Hagley Oval, South Hagley Park,
Riccarton Avenue, Christchurch on

Monday, 3 August 2015 at 7:30pm

Business:

1. To receive the Minutes of the 2014 Annual General Meeting;
2. To consider and adopt the 2014/15 Annual Report and Accounts;
3. Election of Officers and Management Committee for the 2015/16 season;
4. Notice of Motion

That the club levy the following levels of subscriptions (GST inclusive) for the 2015/16 season, namely:

- a) *Adult Men and Women:*
\$290 to be paid by 30 November 2015;
- b) *Full-time University, Polytechnic, Training College Students, Men and Women Under 18:*
\$220 to be paid by 30 November 2015;
- c) *Adult Twenty20:*
\$130 to be paid by 30 November 2015;
- d) *Secondary School Pupils:*
\$150 to be paid by 30 November 2015;

- e) *Primary/Intermediate School Pupils:*
\$80 to be paid by 30 November 2015;
- f) *MILO Have-A-Go Module:*
\$80 to be paid by 30 November 2015;
- g) *Social:*
\$30 per year.

5. General Business:

Members are reminded to resign (in writing) before the date of the AGM, to ensure that no subscription payment is due for the 2015/16 season, in the event of any member deciding not to play or transferring to another club, or moving out of the city.

Scott Mason
Honorary Secretary
PO Box 1919
CHRISTCHURCH

Pavilion: Hagley Oval, South Hagley Park, Riccarton Ave,
Christchurch, New Zealand. Phone: (03) 366 4905.
Secretary: PO Box 1919, Christchurch 1, New Zealand.
E-mail: play@stalbanscricket.co.nz
Web: <http://www.stalbanscricket.co.nz>

2014/15 Officers

Patron:

Mr R D J Mather

Life Members:

Messrs I D Dempsey, R D J Mather,
A G Jamieson, S J D Cox, L N Serra,
G J Curgenvén, J Z Harris,
Mrs A J Mitchell and Mrs E W Horne

Honorary Auditor:

Bruce G Harris, C.A.

President:

Mr A G Jamieson

Chairman:

Mr A G Jamieson

Men's Club Captain:

Mr D D Johnston

Women's Club Captain:

Mr B J van Beurten

Honorary Secretary:

Mr S A Mason

Honorary Treasurer:

Mr L N Serra

Bar Manager:

Mr R L Carrigan

Management Committee:

Messrs N J Baker, J C Bowden,
G J Curgenvén (co-opted September 7, 2014),
M R Griffin, B J Langrope,
D E Pettet, R H Thomas

Obituary

KENNETH IAN FERRIES **(May 7, 1936 - July 25, 2014)**

It was with sadness that we learnt of the death of club stalwart Ken Feries, who passed away last winter after a long illness, aged 78.

Born in the tiny country town of Wyalkatchem (200km inland from Perth) in 1936, Ken represented Western Australia in one Sheffield Shield match against Queensland at the WACA ground in 1961.

In 1963 he came to Christchurch to play a season for St Albans and proved such an integral part of our Premier title-winning team that he was convinced to stay on for another year ... he ended up playing at the club for a further 27 seasons. The right-arm fast-medium bowler's last year of Premier - then known as first grade - cricket was as captain in the club's 75th anniversary season of 1979/80, taking 23 wickets at 15.48 at the age of 43.

In his 17-year Premier career Ken took 479 wickets at an average of 17.77, which places him sixth on the club's all-time wicket-takers list. He took 20 five-wicket bags (fourth highest) and sent down a whopping 22,077 deliveries (the equivalent of 3679.5 overs; third highest) while conceding a miserly 2.31 runs per over. His most prolific season with the ball came in 1973/74 when he took 50 wickets. He chipped in with 1532 runs at 9.64 (best of 41) and took 73 catches in his 149-match career.

During this time Ken also played 21 first-class matches for Canterbury between 1967 and 1975, taking 78 wickets at 21.47 including two five-wicket bags (best of 5-67).


Ken finally hung up the bowling boots in 1991 after having played a number of seasons in the lower grades: seconds, thirds, fourths and - after a six-year hiatus - a couple of seasons in President's. He added 1459 runs and 157 wickets in 72 matches for these teams and highlighted his latent talent with the bat by striking two centuries (with a best of 143 for second grade in 1977/78).



'Ferret' was named the club's personality of the year in 1989/90 while a part of the President's grade side, however the greatest acknowledgement from the club came during the centenary season of 2004/05 when Ken was named in the St Albans Premier men's team of the century.

It wasn't until shortly after Ken had recovered from having a tumour taken out of his bowel early last year that he was belatedly presented with his trophy (he had been unable to attend the original ceremony eight years earlier).

There was no funeral service held for Ken but members reflected on his contribution to the club and cricket in Canterbury over the last 50 years with a moment's silence at the beginning of last year's annual general meeting. His ashes were scattered over the outfield of Hagley Oval in October.



Ken Ferries in his delivery stride during a match for St Albans against Riccarton at Hagley Oval in 1969.

President's Report

On behalf of the Executive and Committee, I have much pleasure in presenting the annual report and accounts covering the 2014/15 season, the 110th in the club's history.

The season under review has been one of the most challenging and disruptive in the history of the club. Club operations and management have had to deal with the final stages of the Hagley Oval development; the first Test ever to be played at Hagley Oval (the eighth test venue in New Zealand); followed by a plethora of One-Day Internationals, including the Cricket World Cup and all that it entailed. This and the limited use of the surrounding Hagley Park cricket grounds and lack of club practice areas has impacted heavily on the club psyche and camaraderie. The ground issue has been with us for a couple of seasons and shows very little progress. It could be another 18 months to two years away before anything comes to fruition. I hear comments and behind-the-back criticism that the club executive and committee are sitting on their hands, but believe me there is a continued push from the club that is always ongoing, despite dealing with a couple of groups who work at glacial pace. I make this plea: please give us your support and please don't undermine us or desert the ship. We are trying to set the club up for the next 40 to 50 years and a two year delay is small change in the grand scheme of the development. What we hope to finish with will be worth the wait. The Riccarton Cricket Club have a similar situation, so we are not alone.

In saying all of that, the club was thrilled to see the outstanding run of success that several teams had during the six months of summer. Six grades were won including the Premier men's one-day title, and with it a trip to Auckland to represent the province at the National Club Championships, eventually being the beaten finalist. The 2B team also won their two-day title and the President's their grade. In the women's section, the Premier women won the one-day competition with a resounding win against Lancaster Park Woolston in the final. The Division 2 team swept all before it and the Year 7/8 Heaton girls' team also tasted success. The Melhuish shield was retained by the club when the pairing of the Premier men and President's grade secured enough points to top the 43 combinations entered across all clubs. To further highlight the depth of the club this past summer, we can also point to a further six second-placings in various competitions. We also finished second in the prestigious Petersen Shield marking overall club supremacy, by a small margin to Riccarton.

Congratulations go to all those that played in these teams, including the two Premier coaches - Richard Pithey (men) and Pierre Flavell (women) - plus Duane Pettet, who inspired the 2B men to their success. The Division 2 girls don't need coaching, as they invented the game. Well, so they tell me.

Congratulations to Ben Langrope and Amy Satterthwaite, who were winners of the overall men's and women's Metro club player of the year awards. It is believed to be the first time two players from the same club have ever taken out the top men's and women's prizes in the same season. In November another milestone of significance was reached when the Premier men's appearances record for the club was broken. Aaron Johnstone went past Grant Lucas's mark of 248 games and now sits on 262, with no sign of slowing down either. The club recognised this milestone at the prize-giving night. During the season Aaron also eclipsed the previous CCA/Metro club career record of 525 wicket-keeping dismissals held by Brent Glanville. Well done Aaron.

The club hired the New Zealand Cricket High Performance Centre at Lincoln for pre-season training and once again this proved popular with players. The number of nets, spacious warm-up area and full-length bowlers' run-ups were perfect for the 40 or more who turned up on most of the nights. It isn't a cheap facility to hire but the quality of the nets, lights and floor are instrumental in getting our lads and ladies properly prepared for the season. It is a decent drive to Lincoln but the results speak for themselves. We are back there in mid-August to prepare for the upcoming season (see details in advert on page 57).

I guess the club season really started when the annual general meeting was held in the Robbie's Riccarton meeting room on Monday, August 4, 2014. An excellent turnout ensured all positions were filled and the small amount of general business showed that the membership were, in general, happy with the direction the club was going. They were equally optimistic that the huge season ahead would roll out successfully and that the ground, the city and New Zealand team would do us proud.

It is history now that the nation fully embraced the ICC Cricket World Cup and the Black Caps, who represented the entire country with distinction. Their progress through to the final in Melbourne against Australia was a promoter's dream with all of the country rooting for the team and players, especially with the extraordinary run of results and special individual performances. The attacking cricket that Brendon McCullum instilled into the team - with very little deference to being conservative in almost any situation - was well embraced by all and sundry. Sad to say that the Black Caps couldn't quite go all the way losing the final in front of 93,000 spectators at the MCG. However, it was a great two months of high-octane cricket played by a well-led and motivated team. Prior to the games being held at Hagley Oval the club had the opportunity to have the outside of the pavilion painted, which we took up. The rental dollars which we received during the tournament helped make it a very good end result, financially speaking, for the club.

The opening day came and went with the usual pre-season games, an afternoon tea and a couple of entertaining speeches. The function was

also a chance to move the adoption of a motion put by the committee that John Harris, our retiring patron, should be made a life member of the club. This was originally set to occur at the AGM but when John couldn't make it, it was moved to opening day. Suffice to say, the motion was passed with generous applause and lots of "hear, hears". It was grand to see so many of the extended Harris family present to witness this occasion. Well done John, this is a richly deserved acknowledgement of your work in and around the club over the last 50 years or more.

As usual the club had visiting players from overseas and this summer we welcomed Jack Irwin, Reece Thompson and Tom Burnap from the UK. All made significant contributions to the teams they played in. Jack and Reece's presence in the club was at times a challenge for Murray Griffin, our overseas player liaison committee man. They managed to see much of the country and helped bolster the economy, maybe at times with the wrong sense of what areas should have been funded first. A review of our systems and expectations will be completed over the winter months to ensure that we don't have a repeat of this last season's difficulties. Tom was a pleasure to have around the club and we would welcome him back again should he so desire. Already e-mails are being received from likely lads and ladies for next summer.

During the season, even though we were severely restricted in access to the pavilion - and the resulting social togetherness - we did fulfil the schedule of social engagements, activities and fun events that we hold annually. The New Zealand Trotting Cup day at Addington is always a highlight and the usual 20-odd turned out to get sunburnt, view the painted ladies, not to say enjoy a few beers with the odd chance of making or losing a dollar or two. Duane Pettet and Scott Mason decided to run the annual club quiz evening before Christmas due to the packed calendar at Hagley in early 2015. A solid turnout of 60 battled hard to be top dogs but it was the team of Clem Gibbens, Chris Gibb, Aaron Johnstone and Dan Johnston who made no race of victory. The foursome of James Richards, Greg Dawson, Nathan Roberts and Kyle Jamieson took out the bonus quiz. Our thanks go to Liquorland and Domino's Pizza for their sponsorship of the evening.

The Christmas party also went off with a bang as the overseas players and the pro put together a World Cup-themed evening. Going by the mess discovered the next morning - when very few appeared to help clean up - says to me that a jolly time was had by all. Mention should be made that Aaron Johnstone and a couple of the Premier men's team did finally make it to help with the tidy-up ... a collective headache being mentioned by some.

After Christmas many enjoyed a hot Sunday for the annual lawn bowls day at the Edgware Bowling Club with Matt Holstein and David Twigg winning the pairs competition. Finally, in the last week of the season the club ran the bowl-off, where the aim is to hit a single stump the

most times with six deliveries in a straight knock-out contest. James Bevin showed why he is one of the most accurate bowlers in the club with a resounding show of accuracy and mental toughness to come up trumps in the final.

The last night of the season was a typically frenetic and combustible night with an outpouring of emotion, congratulatory back slaps, laughter, joy and silliness. The serious part of the season is over and those with hair like to let it down. Those without any think back to days of yore. Six grade victories was fantastic but it could have been seven, nay, should have been seven ... read the 2A report for more on that.

In the two weeks that followed the season's denouement the club ran a couple of prize-giving nights. The junior evening was a great success with a large turnout of girls, parents, caregivers and friends. A list of recipients appears elsewhere in this report. We also enjoyed an 80-strong turnout for the adult prize-giving which turned out to be a fun night, not ending up too late and with everyone being well-behaved and proper. Amy Satterthwaite was deservedly named the club's player of the year, beating out a strong field of nine other nominees. However, her weight of runs, wickets, catches, captaincy and success saw her take out the award for the second time in her long association with club. Thamsyn Newton and David Armitt took out the young player of the year awards. Congratulations to all three members. There were about 50 trophies, awards and presentations made during the evening and a full list of winners appears on page 30. The CCA provincial and Metro club awards nights were held during the same fortnight and several members from our club received recognition at these. The St Albans winners appear on page 32.

Last winter negotiations were held with several possible professional players who we invited to be a part of the club for the World Cup season of 2014/15. One by one they dropped out of contention, however I'm pleased to say that the player we did get was a great choice. Nathan Roberts, a South African lad, was the perfect fit for our club. His contributions to the Premier men's team were telling and very consistent, while his weekly off-field duties were delivered with courtesy, aplomb and enthusiasm. Those he came into contact with often remarked back to me on his friendly, likeable attitude. I'm only sorry that Nathan will not be returning next year. A suitable replacement will be hard to find. The 2015/16 professional will have big shoes to fill ... literally. Thanks Nathan, you were a pleasure to deal with and very obliging.

Talking of coaches, our thanks go to Richard Pithey and Pierre Flavell for guiding the top men's and women's teams. Thanks Richard for your easy-going and professional efforts with the team. Pierre also did a good job with the women's squad, particularly in a season punctuated with many challenges and lack of playing resources.

During the year a few older members and some not-so-old passed away and we pass on our condolences to the spouses and families of those concerned. There are two in particular I'd like to mention. First, we were saddened to hear of the death of Gail Dempsey, wife of life member and former president Ian Dempsey. When I joined the club in January of 1964 one of the first people to make me welcome was Gail. Since that time I have got to know the pair of them very well. Without doubt Gail was the leader of the 'WAGs' for many years, while giving the club great service and support to Ian. Gail will be missed.

The other significant loss to the club was that of Ken Ferries. An obituary appears at the front of this book, covering his particularly colourful career and life at the St Albans Cricket Club. It was my pleasure to organise and take part in the scattering of the Ferret's ashes over the outfield of Hagley Oval. The 60 or so who turned up to this sad but positive occasion was appreciated. There were several we haven't seen at the club for many years. Thank you to Gary Bartlett who was our guest for the occasion. Suffice to say, many stories about Ken and his eccentricities were retold, many with significant embellishments.

During the year we have had a large number of national and provincial representative players win selection to various teams. Congratulations to Amy Satterthwaite and Lea Tahuu for their New Zealand selection. Congratulations also go to them and Thamsyn Newton, Courtney Buckman as Canterbury Magicians players as well as Georgia Clarke for Otago. On the men's side congratulations to Greg Dawson and Kyle Jamieson for their selections in the Canterbury Wizards team. A list of other players who attained higher honours feature within the respective men's and women's club captain's reports. Well done to all who featured in these teams.

Without doubt a club the size of ours, with the many and varied areas of operations, the outside funding we generate is critical to running a professional and successful club. Subscriptions only scratch the surface, as you can see when perusing the financials at the back of the book. The 20-something thousand dollars collected only accounts for a fifth of the overall income needed to not only provide the necessities of club life but also the extras that everyone wants, demands and attempts to cajole the committee into providing. Some members are unrealistic in their expectations. In saying that, we must thank the following charitable trusts for their help during the summer: Mainland Foundation, New Zealand Community Trust, Air Rescue Services Trust, Southern Trust and the Christchurch Earthquake Recovery Trust for their generous embracement of our funding applications. Without their considerable help we would have been in a right pickle. We should also acknowledge the considerable funding which comes in from Christchurch Metro Cricket. It does have some strings attached, but it does help the overall funding of the club's operations. This last summer also saw Lee Germon from the Canterbury Cricket Association

provide financial support to the club with a couple of grants for ground, training areas and one or two other bits and pieces. A special thank you to Lee and the CCA board for their help. On behalf of the Premier men's team I would also like to acknowledge the various donations and sponsorships that were associated with sending the men's team to Auckland for the national finals. Thank you all.

I'd like to take this opportunity to thank the executive and committee for their efforts and service to the club over the last 12 months. We knew it was going to be a very busy, highly complex and challenging year for the club. It sure was and I'd like to acknowledge all those that helped in one way or another. To thank everyone individually would take a full page but, suffice to say, if you stand for the committee or are an office holder there is a reasonable amount of time and work attached to this. However, two people do stand out and they are the men's and women's club captains. They put an inordinate amount of time into making sure that the ongoing running of the playing side of the club is functioning smoothly. Dan Johnston and Barry van Beurten are the day-to-day managers of the club and have the hands-on responsibility to ensure that members are happy and well looked after. Thanks guys for your outstanding efforts.

Another of the backroom boys is our treasurer Lindsay Serra. Quiet and reserved by nature, Lindsay beavers away looking after a wide range of financial activities. Not only does he pay the bills but he also looks after the trust reconciliation, the bar, subscriptions and a mountain of other financial transactions that are associated with the club. Thanks Lindsay, I look forward to working with you for at least another 12 months. Lindsay has intimated he wants to retire, but is happy to stay on the committee and help with the training and guidance of a new financial guru. The club is currently searching for a qualified and competent person to take over or at least help share with Lindsay and others the various financial areas of the club's operations. Lindsay's expertise and bank of knowledge must be utilised as we cannot have 30 years of experience, acumen and cognisance lost forever to the club. Lindsay's longevity and experience has been great for the club - maybe too great - as he has set a high bar to find another person of commensurate ability.

I don't wish to single anyone else out as they all do a sterling job, and as chairman I try to delegate equal jobs and activities to those on the committee, appropriate to their level of expertise.

Dan Johnston, after two years as men's club captain, has asked to move aside and join the general committee. However, after some backroom negotiations we might see Dan back in harness as men's club captain in some shape or form. We thank Dan for his conscientious efforts and helping provide the glue to an expectant adult playing group. Basically, he and Ryan Thomas looked after the morning and afternoon grade selections between them. We will need

to find a replacement that can command the respect of the playing side of the club. If you feel the urge to put something back into the club, make it known before the AGM.

During the year your elected committee (plus Graham Curgenvin, who was co-opted in September) met on 11 occasions. These are the regular monthly meetings, though we have been starting to have more ad hoc or casual meetings scheduled to discuss some issue or another, but for the purposes of this chart below these are not counted.

		Meetings	Years
President/Chairman:	Alan Jamieson	11	42
Secretary:	Scott Mason	11	14
Treasurer:	Lindsay Serra	10	32
Men's Club Captain:	Dan Johnston	10	2
Women's Club Captain:	Barry van Beurten	7	3
Bar Manager:	Richard Carrigan	9	7
Committee:	Graham Curgenvin	7/10	22
	Duane Pettet	11	12
	Ryan Thomas	9	12
	Murray Griffin	10	10
	Ben Langrope	8	2
	Nick Baker	8	1
	Julian Bowden	4	1

Finally, a chance to say a few words about the future of the club. As everyone knows, we are in a changing world. Strategic plans and goals are now not set for any more than a year or two ahead. For our club we have massive challenges ahead: we have a ground that has changed in the last three years; a lack of quality practice facilities; a club membership that needs to be increased, including more junior teams needed; and our tarnished club profile needs to be polished up with our strong points well promoted.

We are in need of an injection of motivation, ideas and long-term planning. Volunteers are our lifeblood and we need to keep this portion of the club strong and passionate about the future viability of this club.

We have a proud history in our 110-year existence, producing many New Zealand representatives (14 men and 24 women) as well as provincial players (63 men and 79 women) plus 113 men's grade wins and 81 women's/girls. We have contributed a significant number of

administrators, coaches and other personal to New Zealand and provincial bodies. Finally, we have been an outstandingly loyal and progressive club throughout our history.

We need to ensure that we continue with this legacy and make the club stronger and more financially healthy, while maintaining an equal environment for success, higher honours and social camaraderie.

The 2015/16 season will be equally challenging. Are we up to it? You bet we are. With your support and those of former St Albans Lions we will reclaim our mantle of being a top 10 New Zealand cricket club. We invite all St Albans alumni to help be a catalyst for this dream.

Last season we had a fantastic summer weather-wise, with very little rain and not a single completely washed-out day during the summer. Here's hoping for a repeat. Can we match the terrific turnout at pre-season? Can we match or better six grade wins? Can the club find a quality practice area? Can the club grow in numbers of teams? Can the club push strongly for a new Premier pitch within an oval setting and with decent facilities to go with this ground? The answers to these questions will be known in April 2016. With your full support, motivation and effort we can be winners right across the board and with it get back to being the No. 1 club in the city. Yes we can.

Alan Jamieson



Hagley Oval hosted the opening match of the 2015 World Cup between New Zealand and Sri Lanka. The St Albans pavilion is partially obscured by a temporary grandstand.

Men's Club Captain's Report

After an extremely successful campaign in the 2013/14 season, come August plenty of players were keen to rip back into the pre-season to build on those successes. The turnouts to these trainings were very good and of a high standard, so we were ready to hit the ground running by the time the first weekend in October rolled around.

We were happy to be able to enter the same number of teams into their various grades as the previous season, with eight men's sides heading out onto the park each Saturday.

We were lucky enough to have quite a few returning club members be joined by some fresh faces, which helped fill the spots left across the sides left by members who have departed the club.

When it came time to start training outdoors, we began the season on the artificial decks at Christchurch Boys' High School. We continued on these for another few weeks before moving across to grass decks on the Christ's College fields in South Hagley Park. It is fair to say that these tracks kept the batsmen on their toes throughout the summer.

Unfortunately, the club went another season without a proper home ground, leaving us nomads again. Hopefully there is a resolution to this issue on the horizon, which I know the club is working hard towards.

We were very pleased to welcome Richard Pithey back as Premier coach for another season. After a long stint as Premier captain, Aaron Johnstone stepped aside with James O'Gorman taking over the role. Kim Smythe returned to lead the 2A team. We saw a change for the 2B side, with Duane Pettet vacating the helm to move into a coaching role and Nick Baker taking over the reins on the park. Ryan Thomas shifted into a role co-ordinating the 3B and 4C sides, which was a massive help throughout the season.

The first few weeks threw up mixed results across the board, with the President's team getting off to an absolute flier; as did the 2A side, who hammered Sydenham inside day one of a two-dayer. Most of the other sides had a tough start to their campaigns but signs of improvement were evident week to week.

As we approached the Christmas break it was a bit of a rollercoaster for most sides, with both results and player availability up-and-down from week to week. The exception to this being the President's side, who marched on their merry way, remaining undefeated through to the mid-season break. Each of the morning grade sides were still well in contention in at least one of their competitions at the halfway point, however.

The first opportunity for silverware arrived on one-day finals day in early February, with both the Premier and 2B men qualifying for their finals. Unfortunately, the 2B boys came up just short in a high-scoring game. However, the Premier side had a comprehensive win over Lancaster Park Woolston to put yet another title in the cabinet and secure themselves a trip to Auckland for the club nationals in April.

World Cup time was then upon us and during this period it proved a huge challenge to get complete teams on the park, with some club rounds scheduled for Sundays plus a lot of members away attending matches around the country. This caused a few sides to be substantially weakened and, in the worst cases, having to default games.

The next side to take a grade win was the Pressies, who had a remarkable unbeaten run to open up an unassailable lead with three rounds still to play.

The 2A and 2B teams continued fighting hard in their two-day competitions to leave themselves in contention heading into the final day of the season, while the President's also qualified for a final in their secondary competition. Unfortunately, only one of those results went our way.

The 2B boys produced a great all-round game to take their grade; but the 2A side let it slip through their fingers on the ground next door. So, it was three grade wins all up for the season, spread across the Premier, 2B and President's sides.

Post-season the Premier squad headed to Auckland for the National Club Cricket Championships, with the champion from each provincial region qualifying for the six-day event. The team fought hard throughout the week with four wins and a loss to reach the final, before going down to a strong Cornwall line-up in the big game.

There were a few significant performances worthy of a mention from throughout the season:

- Ben Langrope broke the record for most wickets (28) in the Premier one-day competition in a single season;
- Scott Mason reached the milestone of 1000 wickets in club cricket, which is a remarkable feat and Potty shows no signs of slowing down, so who knows how large that tally will grow;
- Nathan Court had a dream match to end the season in the 2B side, taking 14 wickets across the two innings to bowl his team to a grade victory;
- Mark Higgins produced an outstanding innings of 123 not out for the Cavaliers Gold team, a rare feat given the grade features a rule about retiring at 40 before being allowed to come back later.

New Members

We had a decent number of newcomers join the club this season, as well as a few who returned after recovering from injury or some time away from cricket or Christchurch city. We hope you enjoyed your season with Saints and will come back for more. Those to join (or re-join) us included:

Kristopher Alexander	Reid Gibbens	Kim Smythe
Benjamin Anderson	Stephen Goodwin	James Southby
Raoul Asare	Corrie Hoult	Nim Sri
Ahsan Aziz	Jack Irwin	Reece Thompson
Kevin Bishop	Cameron Johnson	David Twigg
Thomas Burnap	Nayan Nayyar	Chris Upton
Damien Dey	Paul Partridge	Sashi Yarramsetti
Pierre Flavell	Nathan Roberts	
Vaibhav Gandhi	Shaun Rush	

Members Who Have Left

As is usual with a club of our nature there is some turnover from season to season. Those to leave either were just here for a single-season stint, chose to switch clubs, had work or family commitments or just plain disappeared altogether. Those who left included:

Hirkumar Bhakta	Sunnie Gogia	Jeremy Morriss
James Bishop	Justin Gourlie	Abishek Muralidhar
Bradley Cachopa	Tom Gudsell	Dhananjaya Murari
Krunal Chaudhary	Lance Halkett	Bevan Rich
Tim Collins	Michael Joblin	Ziaul Rony
Jeremy Cumming	Karl Josephs	Campbell Ross
Cameron de Leijer	Hadlee Lambie	Shaun Ryan-Morris
Louis Ferreira	Shane Maelzer	Joey Scott
Jason Field	Connor Morriss	Anurag Sharma

We hope you enjoyed your time with the club and you are more than welcome back at any time if you return to town or your current situation should change.

Team Summaries:

Premier - captained by James O’Gorman. In the two-day competition the side started off on the back foot and found it hard to recover, coming in third. The Twenty20 campaign followed a similar pattern with a loss first-up making it too hard to come back from. The team got on a real roll in the one-dayers to qualify second for the semi-finals, where they destroyed Canterbury Country. This booked them a slot in the final, where they continued on in the same vein to win the title. Second in Auckland was a solid finish to the season in what can be deemed a success overall, with high placings in all competitions.

2A Grade - captained by Kim Smythe. Confidence in the squad was high, but the season turned into one of "what if" and "nearly" in all formats. In every competition the team put themselves at the front of the pack before all of a sudden being hit with a spate of injuries and unavailabilities to stunt each campaign. Missing out on the semi-finals via count-back in the one-dayers, third in Twenty20s and second in two-dayers still represents a strong season. However, the lads will rue a couple of missed opportunities and hopefully come back stronger and more determined next summer.

2B Grade - captained by Nick Baker. We put together a very strong 2B group which Duane Pettet whipped into shape and Bakes led well to bring home the best results we have had in this grade for six seasons. They even came within 16 runs of securing the double. The team showed great character over the course of the season, which was shown in their efforts on the last day. First in the two-dayers, second in the one-dayers and a strong Twenty20 showing is a great effort and all three titles are well within their sights next summer.

3C Grade - captained by Ben Thomson. Ben took over the captaincy and had a rather tough introduction into the role. The grade itself really struggled, with a 10-team competition ending with just six sides. Numbers-wise it was a very tough season as well, with most squad members only playing half the games (or fewer), making it very hard to develop cohesion and consistency with so many changes week-to-week. The team did produce some good wins over the summer, which shows that if we can get some greater stability in the side they are capable of top results next year.

4B Grade - captained by Abe MacDougall. Much the same as the 3C side, with numbers being a huge issue for the side. Upwards of 30 players were used, which makes it extremely difficult to form a solid foundation upon which to build. This made every win these lads managed all the sweeter when they rolled around and they showed a number of competitive signs over the summer. Again, if we can get a more stable squad going next season, I am sure they can get back amongst the contenders like they were a season ago.

President's Grade - captained by Scott Mason. Another great season for these guys, managing to go back-to-back in extremely convincing fashion. In the main competition they secured 17 wins from 18 starts, which is remarkable in an extremely competitive grade. They were disappointed to lose the final of the secondary competition, which would have been the icing on the cake but it was still a great effort. There is nothing to stop these guys from performing the three-peat next year and locking themselves into club history.

Cavaliers Twenty20 Grade BLUE - captained by Daniel McCormick. This side came back for their third season in what has turned into a highly competitive grade. Over the course of the summer results were mixed;

there were some great wins along with a few close losses. A couple of defaults also showed that - like a couple of other teams - getting players on some Saturdays proved difficult. This all culminated in bottom half of the table finish.

Cavaliers Twenty20 Grade GOLD - captained by Mark Higgins. Back for their second season with the club, their year followed a very similar up-and-down path to that of the Blue side up until Christmas. However, they came home strong to win seven of their last 10 games to recover a mid-pack finish, still probably a bit below where they wanted to be.

Representative Players

The club had a decent contingent of players in age-group and provincial sides this season, including first-class debuts for Greg Dawson and Kyle Jamieson (who had already played a one-day game for Canterbury last season). Congratulations to the following players who made it into the various representative teams:

Canterbury: Greg Dawson, Kyle Jamieson

NZC President's XI: Kyle Jamieson

NZC Winter Training Squad: Kyle Jamieson

Canterbury XI: Greg Dawson, James O'Gorman

Canterbury 'A': Greg Dawson, Matt Holstein, Kyle Jamieson, James O'Gorman

Otago 'A': Jack Harper

Mid Canterbury: Will Southby, James Southby

Canterbury U19: James Southby

CCA Men's Club Cricket Player of the Year

Top 10:			Points
1st	Ben Langrope	(St Albans)	955
2nd	Brad Gordon	(Riccarton)	936
3rd	Tim Muir	(East Christchurch Shirley)	916
4th	Theo van Woerkom	(Lancaster Park Woolston)	891
5th	Jeff Case	(Marist-Harewood)	878
6th	Keryn Ambler	(Lancaster Park Woolston)	877
7th	Leo Carter	(East Christchurch Shirley)	837
8th	Michael Davidson	(Lancaster Park Woolston)	811
9th	Craig Wallace	(Old Boys Collegians)	806
10th	Ken McClure	(East Christchurch Shirley)	789

Other St Albans players:

Nathan Roberts 704, Matt Holstein 645, George Earl 617, David Armitt 601, Greg Dawson 554, Aaron Johnstone 506, David Twigg 457, James O'Gorman 456, James Richards 318, William Southby 291, Kyle Jamieson 188, Jack Harper 176, James Bevin 166, James Southby 151, Duncan Anderson 125, Kelvin Scott 105, Dan Johnston 103, Dan Sharples 48, Michael Davidson 44, William Mills 28, Connor Morris 24, Cameron Johnson 20, Reid Gibbens 20, Clem Gibbens 11, Reece Thompson 6, Jack Irwin 2.

Melhuish Shield

For the second year running the club won this prestigious trophy, with the same combination of the Premier and President's grade men's teams taking it out again. St Albans claimed second spot also, with the 2A/2B teams pairing not far off the pace. An impressive effort given there were a total of 43 entries, five more than last season. The full table can be viewed on page 36.

Summary

Overall it was another successful summer for the men's side of the club, especially the morning grades and President's. The aim next year will be to maintain the standards in these grades as well as improve the fortunes of the afternoon grades which have stagnated a little.

Likewise, after a disruptive season caused by the World Cup and associated activities, we need to reinvigorate our after-match efforts back at the pavilion after having a relatively quiet year compared to previous.

Thank you again to all the captains I worked with - your help was greatly appreciated. The ever-tricky Friday nights spent scrambling for players mostly worked out in the end with a bit of assistance and player swapping.

On a similar note, thanks to all of the fill-ins who plugged gaps here and there - you helped us keep the number of defaults to an acceptable minimum in a uniquely structured season such as this one.

Enjoy your winter and I look forward to seeing you all back again come October.

Dan Johnston



Above: This season Aaron Johnstone became the highest-capped Premier men's player in the history of the club, surpassing Grant Lucas' record of 248 senior games. He also claimed the Metro career wicket-keeping record of 526 dismissals.



Top right: Clem Gibbens carves a delivery behind point on his way to 113 for the 2A men against Riccarton, his maiden century in his fifth season with the club.

Right: Ben Langrope was named the Christchurch Metro Cricket men's club player of the year, the second time he has won the award in three seasons.



Women's Club Captain's Report

Saints can now claim to be the strongest female cricket club in Canterbury (and possibly in New Zealand). This must have been the club's best-ever season with all the teams from Year 7/8 up being dominant in each grade.

We are thrilled that Amy Satterthwaite and Lea Tahuhi are "back in black" with the New Zealand side and congratulate Thamsyn Newton and Georgia Clarke for their selection in the Emerging White Ferns squad.

This year we have again grown in numbers overall. This is bucking the trend in Christchurch where player numbers in the female game are shrinking. In fact our club's female section has grown by 26 percent over last year and accounts for nearly 40 percent of the playing membership. Looking at the source of growth: we have had a handful from other Christchurch clubs but the majority are not; they are either new to cricket or Christchurch itself.

A quick summary of our six teams in the five women's and girls' grades shows how consistent Saints were in their main competitions:

- Premier women - first
- Division 1 - third (second best win/loss record)
- Division 2 - first
- Year 7/8 (Heaton) - first; (Gold) - second equal
- Year 5/6 - sixth (new to the grade after Christmas)

A huge thanks must go to the coaches and parents who assisted in various roles such as scoring and umpiring. Our players would not have had the success they did if it was not for your wonderful support. Also, our chairman Alan Jamieson is a passionate supporter of our girls and women's teams (as are the committee) and his constant support and advice to me is greatly appreciated.

One thing we have tried very hard to do this year is to forge better relationships with our primary and intermediate feeder schools. We have had particular success in this area with new players coming from these ventures and next season we hope to see even greater success from the work we will continue in schools as we further build and strengthen these relationships.

We were also thrilled to see so many parents and girls at the junior prize-giving. We completely filled up the pavilion with no spare seats.

I am sure that everyone is looking forward to a good break over winter. I know I am. But I am also excited about what will happen in the next season.

New Members

Our recruiting efforts went even better than last year. We are pleased to welcome the following new (or returning) members to the club:

Grace Ansell	Elrie Jordaan	Rebecca Stanley
Tanner Batram	Chantalle Lewis	Maddie Stewart
Emily Bowden	Amy Mansbridge	Caitlin Strong
Tayla Brown	Tamzin Matuku	Kaylee Tavendale
Punam Dahya	Brigit Moston	Meidu Tsering
Eve Doocey	Emily Niven	Brydie Washington
Rebecca Doocey	Melanie Puckett	Tegan Weston
Georgia Edge	Greer Richards	Trinity Wright
Emily Fenton	Isabel Simmons	Lauren Young
Phoebe Fortune	Sophie Sinclair	
Claudia Green	Hannah Stanley	

Members Who Have Left

We had a few players who are still playing cricket after leaving Christchurch, retired or stopped playing altogether. They include:

Jodi Archbold	Sophie Holt	Ava Smith
Anna Bedggood	Amy Johnson	Grace Smith
Janet Brehaut	Emily Jordan	Jessica Stagg
Bella Christie	Meg Kendal	Emily Stewart
Olivia Clark	Charlotte McFarlane	Kate Stiven
Yasmine Gort	Sarah Parker	Emma Trott
Kimberley Henderson	Gemma Prime	Sarah Young

We thank you for your service to the club and, as always, we gladly welcome you back with open arms if you become available again.

CMCA Women's Club Cricket Player of the Year

Top 10:			Points
1st	Amy Satterthwaite	(St Albans)	1121
2nd	Frances Mackay	(Lancaster Park Woolston)	911
3rd	Hayley Aburn	(Lancaster Park Woolston)	736
4th	Thamsyn Newton	(St Albans)	709
5th	Olivia Rae	(Sydenham)	692
6th	Jacinta Savage	(East Christchurch Shirley)	571
7th	Laura Hughes	(Old Boys Collegians)	518
8th	Allie Mace-Cochrane	(Old Boys Collegians)	510
9th	Emma Scarf	(Sydenham)	375
10th	Olivia McGoverne	(East Christchurch Shirley)	362

Other St Albans players:

Katie Morris 315, Lea Tahuhu 264, Gabby Sullivan 256, Tegan Weston 239, Sophie Oldershaw 232, Georgia Clarke 212, Courtney Buckman 109, Natalie Cox 107, Kaylee Tavendale 102, Sophie Gray 76, Paige van Beurten 57, Claudia Green 53, Elrie Jordaan 40, Kate van Beurten 26, Melanie Puckett 25, Punam Dahya 10, Tayla Brown 3, Hayley Schimanski 0, Jude Gray 0, Ruth Tuivakano 0, Savannah Winter 0.

Representative Players

During the season a large number of St Albans members were picked to play for various representative teams. We are particularly excited by the younger players dominating the lower grades and this should cause some real competition for spots in the Premier women's side in a few years. Congratulations to all of those named:

New Zealand:	Amy Satterthwaite, Lea Tahuhu
New Zealand Emerging:	Georgia Clarke, Thamsyn Newton
Canterbury:	Amy Satterthwaite (c), Courtney Buckman, Thamsyn Newton, Lea Tahuhu
Otago:	Georgia Clarke
Canterbury U21:	Courtney Buckman, Thamsyn Newton, Sophie Oldershaw, Gabby Sullivan
Central Districts U21:	Tayla Brown, Claudia Green
Otago U21:	Georgia Clarke
Chch Metro Youth Girls:	Sophie Gray, Katie Morris
Canty Country Schoolgirls:	Kaylee Tavendale, Paige van Beurten
Canterbury U15:	Sophie Gray, Paige van Beurten
CJCA Canterbury Year 7/8:	Grace Ansell, Sophie Bowden, Daniella Thomas, Ruth Tuivakano, Amelia Webber
CJCA Chch Red Year 7/8:	Grace Ansell, Casey Liddington, Sophie Sinclair, Ruth Tuivakano, Amelia Webber
CJCA Chch Black Year 7/8:	Emily Bowden, Sophie Bowden, Georgia Edge, Chantalle Lewis, Daniella Thomas
CJCA Canterbury Year 5/6:	Emily Bowden, Georgia Edge, Lucy Murray
CJCA Chch Emerging Yr 5/6:	Maddie May

Amy Satterthwaite and Lea Tahuhu also played in the New Zealand women's team at the Indoor Cricket World Cup. Thamsyn Newton was a member of the New Zealand Under-20 women's side.

Natalie Cox coached the CJCA Year 7/8 Black team at the South Island Primary Schools tournament.

Tournaments

Our club puts in more effort than all of the other clubs combined to give our girls additional playing opportunities outside of Christchurch. These trips are generally aimed at the high school-aged girls as the CJA already offers plenty of opportunities for the junior girls.

Games v St Hilda's Collegiate (Otago) in October 2014

For the second straight year a team of high school girls from St Albans travelled south to the picturesque Aorangi Oval in Timaru to play the top high school side from Otago. Both Twenty20 games were good contests but once again St Hilda's came out on top. These early season games are most beneficial as we use them as a bonding and development opportunity where all they girls will get a bat and bowl. St Hilda's use the game as preparation for the New Zealand Secondary Schools finals. Once again this was a success and a great way to start the season.

District High School Girls' Tournament (January 2015)

Wanganui Cricket hosted the inaugural District High School Girls' tournament in 2014. While St Albans won that first tournament, we came third this year. The four day event consisted of a mixture of 40-over and Twenty20 matches. Our team of Saints players were: Katie Morris (captain), Kate van Beurten, Sophie Oldershaw, Tayla Brown, Claudia Green, Alyssa Millard, Hayley Schimanski, Mikayla Lewis, Gabby Sullivan, Sophie Gray, Kaylee Tavendale and Paige van Beurten. The girls had a fabulous time, renewed acquaintances from last year, made new friends and bonded as a team. Several players in our Division 1 team came back significantly better players after this tournament. So all in all it was a fabulous week away again - I suspect there will be quite a bit of competition for spots in this team next year.

End of Year Junior Prize-giving

The junior prize-giving was well supported and thanks to the Premier and Division 1 women for coming along to support our juniors as well. Following a Q&A session with Amy and Lea (our two White Ferns) we presented certificates to the Year 5/6 girls and trophies for the Year 7/8 girls. Congratulations to the team MVPs (Grace Ansell and Sophie Sinclair) and most improved players (Brydie Washington and Alex Wooton). The night concluded with a hearty supper and many stayed on for a social time after the formalities. Both the Year 7/8 sides got plaques for gaining first and second equal places in their competition.

I look forward to seeing all you girls and ladies next season for an even better season (if that's possible)!

Barry van Beurten



St Albans Cricket Club

2015/16 OPENING DAY

Saturday, September 26, 2015

Hagley Oval, Riccarton Avenue

3:15pm - Official Opening

(wet or fine)

Opening of 2015/16 season

Afternoon tea and bar open

New members, male and female, experienced or inexperienced, are warmly invited to attend and register for the 2015/16 season.

All existing members are encouraged to make every effort to attend Opening Day.

If you are unable to attend please ensure that your Club Captain is aware of your availability for the season prior to Opening Day, when teams need to be entered, so an indication of numbers is critical.

For further information contact:

Alan Jamieson (President/Chairman)

Dan Johnston (Men's Club Captain)

Barry van Beurten (Women's Club Captain)

Ph: 358 3634 (P) or 027 659 4425 (M)

Ph: 366 5884 (P) or 021 250 4783 (M)

Ph: 352 6533 (P) or 021 336 837 (M)

Top Individual Performances

It wasn't a bad year for the club in terms of great individual performances, with the top 10 batting board completely filled out with centuries and the bowling board not far off it.

The 11 centuries scored by club members was dominated by Amy Satterthwaite's four tons, including the top two entries. Her scores of 176 and 180 are the first instance of a Saints player making two 150-plus scores in a season - achieved on consecutive weeks no less - in at least four decades (if ever). Her 180 is the equal-third highest Premier women's score in the club's history. Thamsyn Newton also 'tonned up' more than once this year, meaning the Premier women's side accounted for over half of the club's hundreds posted in the season.

Amy's four centuries are the most by one player in a single season since Jarrod Englefield made that many for the Premier men in 2000/01. Remarkably, Amy scored all of hers within a span of seven innings. Those on this year's leaderboard to now have more than one century for the club are: Mark Hampton (11), Amy Satterthwaite (nine) and Thamsyn Newton (two).

The most notable men's centurion was that of Mark Higgins, who made a brilliant 123 not out for the Cavaliers Gold team. It is hard enough to make three figures in a Twenty20 as it is, but the rules in this grade enforce retirement at 40, meaning he could only kick on for a big one once everyone else had batted prior to his return.

Despite it being the driest summer for considerable years, only two centuries were scored in the morning men's grades from a total of 802 individual turns at bat. Both were maiden St Albans' tons after a long wait: Clem Gibbens raised his in his 90th game (and 98th innings) in his fifth season, while Kim Smythe reached the mark in his 93rd game (101st innings) in seven playing seasons since first joining in 2001/02.

Remarkably both the Premier and 2B teams both picked up titles without an individual century-maker (George Earl came closest with a 99). Both teams did however possess strong bowling attacks, taking six of the seven six-wicket bags for the club. 2B seamer Nathan Court topped the table, pinching the lead on the penultimate weekend with 8-66 against Merivale-Papanui. He further stamped his mark the next week with six more for an amazing match haul of 14-98. These are the best match figures in the club for over 36 years, when Harry Shepherd took 14-53 against Riccarton in third grade back in late 1978. No other bowler in the club managed more than nine in a match this season.

Ben Langrope beat his previous best figures (6-12 against Sydenham in 2012/13) with his second six-plus bag for the club. Others now with more than one six-for are: Hayden Fletcher (second) and Tom Ellis (second, beating his prior best of 6-49 against Sydenham in 2013/14).

For the second consecutive season, no afternoon graders or women managed a six-wicket haul. Sashi Yarramsetti's 5-13 for the 3C men and Sophie Oldershaw's 5-19 for the Premier women were the best figures in each department respectively.

The best all-round match performance came from Kelvin Scott for the 2A men with 93 off 61 balls and 4-17 (all four taken in the space of seven deliveries) in a Twenty20 against Marist-Harewood.

There were as many as three hat-trick takers this year: Danny Cunningham for the 4B men, Robin James for the President's men and Johnny Logan for the Cavaliers Blue side.

Batting:		Grade	Opposition	Date
Amy Satterthwaite	180	Premier Women	v OBC	08/11/14
Amy Satterthwaite	176	Premier Women	v ES	01/11/14
Kim Smythe	132	2A Men	v Mar-Hare	29/11/14
Thamsyn Newton	124*	Premier Women	v LPW	06/12/14
Mark Higgins	123*	Cavs Gold Men	v Syd Soldiers	07/03/15
Nayan Nayyar	121	3C Men	v NB	15/02/15
Thamsyn Newton	116	Premier Women	v ES	21/03/15
Clem Gibbens	113	2A Men	v Ricc	21/03/15
Amy Satterthwaite	112	Premier Women	v LPW	28/03/15
Amy Satterthwaite	110	Premier Women	v LPW	06/12/14
Mark Hampton	104*	President's Men	v ES Blue	22/02/15

Bowling:		Grade	Opposition	Date
Nathan Court	8-66	2B Men	v MP	21/03/15
Ben Langrope	7-16	Premier Men	v Mar-Hare	22/11/14
Tom Ellis	6-11	2B Men	v Horn	29/11/14
Hayden Fletcher	6-20	2A Men	v LPW	22/01/15
Nathan Court	6-32	2B Men	v MP	21/03/15
Nathan Roberts	6-34	Premier Men	v Mar-Hare	01/11/14
David Armitt	6-47	Premier Men	v OBC	18/10/14

Hat-tricks:		Grade	Opposition	Date
Danny Cunningham	4-17	4B Men	v Wanderers	08/11/14
Johnny Logan	3-12	Cavs Blue Men	v Mar-Hare	15/02/15
Robin James	3-20	President's Men	v ES Gold	14/03/15

St Albans Awards Winners, 2014/15

Most Ducks Cup:

Kaylee Tavendale (Premier/Division 1 Women) - 6 ducks

Most Sixes Crown:

Clem Gibbens (2A/2B Men) - 23 sixes

Most Economical Twenty20/One-day Bowling Figures:

4 overs: Kyle Jamieson (Premier Men) - 4-0-7-3

5 overs: Elrie Jordaan (Division 2 Women) - 5-2-6-1

8 overs: Scott Mason (President's Men) - 8-4-9-2 and Pierre Flavell (President's Men) - 8-2-9-3

9 overs: Nathan Court (2B Men) - 9-3-19-2

10 overs: Matt Holstein (Premier Men) - 10-4-16-4

Most Runs Scored Off An Over (by a batsman):

Mark Higgins (Cavaliers T20 Gold Men) - 26 runs (achieved twice)

Most Runs Conceded Off An Over (by a bowler):

David Collings (President's Men) - 24 runs

Best All-rounders:

Men (morning): Clem Gibbens (Premier/2A/2B Men) - 492 runs and 49 wickets

Men (afternoon): Ash Barrett (4B Men) - 379 runs and 26 wickets

Women: Amy Satterthwaite (Premier Women) - 711 runs and 9 wickets

Keeper: Jack Irwin (Premier/2A/2B Men) - 390 runs and 37 dismissals

Rod McCurdy Award

(for faux pas, cricketing misdemeanours, peccadilloes and violations of cricketing etiquette, skill and social acceptability):

Nick Baker

Gunna Award

(for claiming they were 'gunna do this' and 'gunna do that' often during the season):

Graham Curgenvén

Best After-match Speech Award:

Kim Smythe

Personality of the Year:

Julie Harris

Noel Love Memorial Trophy

(for the older St Albans member who shows outstanding enthusiasm, dedication, camaraderie and social interaction, both on and off the field):

Duncan Hutton

Supporter of the Year:

Jude Gray

Peers Cup

(club member contributing most on and off the field):

Barry van Beurten

Zin Harris Memorial Cup
(young male player of the year):
David Armitt (Premier/2A Men)

Kim Jamieson Memorial Cup
(young female player of the year):
Thamsyn Newton (Premier Women)

Fielder of the Year Award
(most catches by a non-wicket-keeper):
Grant Ross - 23 catches

Daygo Award
(most afternoon grade wicket-keeping dismissals):
Jason McKey (4B Men) - 17 dismissals

Frank O'Brien Memorial Cup
(most runs in one grade):
Mark Hampton (President's Men) - 780 runs

Cyril Crawford Memorial Cup
(most runs in any grade):
Mark Hampton (President's Men) - 780 runs

Tom Burt Memorial Cup
(most wickets in one grade):
Ben Langrope (Premier Men) - 46 wickets

Don Sandman Memorial Cup
(most wickets in any grade):
Clem Gibbens (Premier/2A/2B Men) - 49 wickets

Bob Webb Memorial Cup
(most wicket-keeping dismissals in one grade):
Aaron Johnstone (Premier Men) - 38 dismissals

Team Players of the Year:
Premier Men: Ben Langrope
2A Men: Clem Gibbens
2B: Nathan Court
3C Men: Suhas Nawada
4B Men: Ash Barrett
President's Men: Mark Hampton
Cavaliers T20 Blue Men: Johnny Logan
Cavaliers T20 Gold Men: Mark Higgins
Premier Women: Amy Satterthwaite
Division 1 Women: Hayley Schimanski
Division 2 Women: Jo Bond

Club Player of the Year:
Amy Satterthwaite

NZC/CCA/Metro Awards Winners, 2014/15

Grade winners:

Premier Men - One-day competition
2B Grade Men - Two-day competition
President's Grade Men
Premier Women - One-day competition
Division 2 Women

also:

Year 7/8 Girls Heaton - pre-Christmas (2014) competition winners
Year 7/8 Girls Heaton - pre-Christmas (2014) Tiffen Shield holders
Year 7/8 Girls Heaton - New Year (2015) competition winners
Year 7/8 Girls Heaton - New Year (2015) Tiffen Shield holders

Other club trophies:

Premier Men and President's Grade Men - Melhuish Shield

Club cricket awards:

Stead Rose Bowl

(for the most runs in the Premier women's one-day competition):

Amy Satterthwaite - 711 runs

Jean Ruddenklaau Trophy

(for consistency in women's club and representative cricket):

Amy Satterthwaite

Special Presentation for breaking the all-time Christchurch Premier men's club wicket-keeping career dismissals record:

Aaron Johnstone

Women's Club Player of the Year:

Amy Satterthwaite

Men's Club Player of the Year:

Ben Langrope

Premier Men's Club Team of the Year

(selections based on performances in the one-day and two-day competitions):

Ben Langrope

Representative awards:

Special Presentation for breaking the record for most runs in a New Zealand women's domestic one-day competition:

Amy Satterthwaite

Canterbury Magicians Batsman of the Year:

Amy Satterthwaite


Canterbury Magicians Player of the Year:

Amy Satterthwaite

New Zealand Domestic Women's Cricketer of the Year:

Amy Satterthwaite

TEAM REPORTS



Final Men's Competition Points

Premier Trophy (two-day)

Lancaster Park Woolston	128.13
St Albans	106.75
Burnside West University	105.18
East Christchurch Shirley	94.98
Old Boys Collegians	72.53
Riccarton	66.26
Sydenham	62.62
Marist-Harewood	54.08

Premier Twenty20 - Section 1

ES 10, LPW 10, OBC 5, Syd 5

Premier Twenty20 - Section 2

BWU 13, Mar-Hare 10, **St A 8**, Ricc 0

Final: ES beat BWU

Premier Grade Cup (one-day)

East Christchurch Shirley	45
St Albans	42
Canterbury Country	39
Lancaster Park Woolston	35
Canterbury Under-20s	23
Burnside West University	17
Old Boys Collegians	17
Sydenham	15
Marist-Harewood	12
Riccarton	5

Semi: **St A beat Canty Ctry**

Semi: LPW beat ES

Final: **St A beat LPW**

5th Place: Canty U20 beat BWU

7th Place: OBC beat Syd

9th Place: Ricc beat Mar-Hare

2A Grade Trophy (two-day)

Riccarton	124.93
St Albans	117.11
Burnside West University	111.70
Lancaster Park Woolston	99.25
Old Boys Collegians	91.01
Sydenham	64.67
East Christchurch Shirley	64.45
Marist-Harewood	39.64

2A Grade Twenty20

ES 35, **St A 20**, OBC 20, Ricc 20,
LPW 15, BWU 15, Syd 15, Mar-Hare 0

2A Grade Cup (one-day)

Burnside West University	29
Riccarton	29
Old Boys Collegians	24
Lancaster Park Woolston	23
St Albans	23
East Christchurch Shirley	23
Sydenham	6
Marist-Harewood	6

Semi: BWU beat LPW

Semi: Ricc beat OBC

Final: Ricc beat BWU

5th Place: **St A beat ES**

7th Place: Syd beat Mar-Hare

2B Grade Men Trophy (two-day)

St Albans	128.69
Hornby	116.38
Heathcote	104.60
Merivale-Papanui	97.34
Riccarton	80.52
Sydenham	60.23
Lancaster Park Woolston	46.53
Burnside West University	27.41

2B Grade Twenty20

Horn 25, Heath 25, Ricc 20, **St A 20**,
MP 20, Syd 20, LPW 10, BWU 0

2B Grade Men Cup (one-day)

Merivale-Papanui	25
Riccarton	25
St Albans	25
Hornby	20
Heathcote	15
Sydenham	15
Burnside West University	10
Lancaster Park Woolston	5

Semi: Horn beat MP

Semi: **St A beat Ricc**

Final: **Horn beat St A**

5th Place: Heath beat Syd

7th Place: BWU beat LPW

3C Grade

Prebbleton	83
Merivale-Papanui	81
Sydenham Cardinals	71
Lancaster Park Woolston Lions	70
New Brighton	40
St Albans	33
x-Southern Districts Pythons	25
x-Southern Districts Black	10
x-Halswell	5

Semi: Preb beat LPW Lions

Semi: Syd Cardinals beat MP

Final: Preb beat Syd Cardinals

5th Place: **St A beat NB**

4B Grade - Round Robin

Scots Raiders 55, NB 50, Mar-Hare 48,
MP Gold 45, Rich Gold 45, Heath 43,
City Eagles 30, Add 28, Pklds 25,
Rich Blue 25, Wanderers 20, MP Blue 20,
LPW Baboons 18, **St A 5**

4B Grade - Top 6

Scots Raiders 95, Mar-Hare 83, MP 75,
Rich Gold 75, NB 55, Heath 53

4B Grade - Bottom 8

Addington	83
City Eagles	65
Parklands	60
Richmond Blue	40
Merivale-Papanui Blue	40
St Albans	35
Lancaster Park Woolston Baboons	33
Wanderers	20

QF: Add beat Wanderers

QF: **City Eagles beat St A**

QF: Pklds beat LPW Baboons

QF: MP Blue beat Rich Blue

Semi: City Eagles beat MP Blue

Semi: Add beat Pklds

5th Place Semi: **St A beat LPW Baboons**

5th Place Semi Rich Blue beat Wanderers

Final: Add beat City Eagles

3rd Place: Pklds beat MP Blue

5th Place: **St A beat Rich Blue**

7th Place: LPW Baboons beat Wanderers

x - denotes withdrawn during
the season by its club

President's Grade - Main Comp

St Albans	85
Burnside West University Foxes	70
*-Merivale-Papanui	65
East Christchurch Shirley Gold	60
Hornby	50
Sydenham Cardinals	50
East Christchurch Shirley Blue	30
Lancaster Park Woolston	20
Old Boys Collegians	15
Sydenham Hospital	10

President's Grade - Top 4

Burnside West University Foxes	13
Merivale-Papanui	10
East Christchurch Shirley Gold	8
St Albans	0

Semi: **St A beat BWU Foxes**

Semi: MP beat ES Gold

Final: **MP beat St A**

3rd Place: BWU Foxes beat ES Gold

President's Grade - Bottom 6

Syd Cardinals 25, ES Blue 15, LPW 15,
Horn 10, OBC 10, Syd Hospital 0

* - denotes the current holder of the
Graham Frampton Challenge Cup

Cavaliers T20 Grade - Round Robin

Heath Hammers 50, Pirates 50,
Heath Cavaliers 50, Ricc Hogs 50,
BWU Dubai DT 40, UR 35,
Pklds 33, Heath Knights 30, SD 28,
Mar-Hare 20, **St A Gold 20**, Horn 15,
St A Blue 15, Syd Soldiers 15

Cavaliers T20 Grade - Top 6

Ricc Hogs 90, BWU Dubai DT 80,
Heath Cavaliers 70, Heath Hammers 60,
Pirates 58, UR 58

Cavaliers T20 Grade - Bottom 8

Parklands	63
Southern Districts	58
Heathcote Knights	55
St Albans Gold	48
Marist-Harewood	45
Hornby	35
Sydenham Soldiers	30
St Albans Blue	23

Final: SD beat Pklds

Club Competition Points

PETERSEN SHIELD

Riccarton	7.41
St Albans	6.67
Burnside West University	6.18
East Christchurch Shirley	5.81
Old Boys Collegians	5.07
Marist-Harewood	4.87
Lancaster Park Woolston	4.55
Sydenham	3.55

HADLEE TROPHY (Premier two-day)

Marist-Harewood	466
East Christchurch Shirley	457
Lancaster Park Woolston	456
St Albans	455
Burnside West University	454
Old Boys Collegians	453
Riccarton	448
Sydenham	445

MELHUISH SHIELD

St A - Prem & Pres	231
St A - 2A & 2B	210
Heath - Sen A & 2B	207
Mar-Hare - 3A Chargers & 3B	207
Mar-Hare - 4A & 4B	204
LPW - Prem & 2A	201
BWU - 3B WCPC & Cavs Dubai DT	198
Sum - Sen A & 3B	198
BWU - 2A & 3B Mariners	195
Ricc - 2A & 2B	189
ES - Prem & 3A	186
MP - Sen A & Pres	186
Ricc - Cavs Hogs & Div 1 Women Gold	186
BWU - Prem & Pres Foxes	180
MP - 2B & 3C	180
MP - 3B & 4B Gold	180
Syd - 3C Cardinals & Pres Cardinals	168
Horn - 2B & 3A	153
OBC - Prem & 3A Team Boon	153
Add - Sen A & 4B	144
ES - 2A & Pres Gold	144
OBC - 3A Gators & 3B SNCC	138

St A - 4B & Div 2 Women	132
Hals - Sen A & 3A	126
LPW - 3C Lions & Pres	126
St A - Prem Women & Div 1 Women	126
Horn - Pres & Cavs	119
NB - 3C & 4B	114
OBC - 2A & Pres	114
Rich - Sen A & 3A	111
OBC - Prem Women & Div 1 Women	108
MP - 4A & 4B Blue	102
Syd - 3B All Stars & Div 1 Stars Women	100
Heath - 3B & 4B	90
Syd - 2B & Cavs Soldiers	90
BWU - 2B & 3B Brawlers	84
St A - Cavs Blue & Cavs Gold	84
NB - Sen A & 4A	79
Syd - 3A Punjab & 3B Goats	78
Mar-Hare - Prem & Cavs	75
LPW - 2B & 3B Vipers	72
Syd - Prem & 2A	69
SD - Sen A & 3C Pythons	0



Men's club captain Dan Johnston receives the Melhuish Shield on behalf of the winning Premier/President's team combination from Christchurch Metro Cricket chairman Ashley Taggart.

Premier Men

	P	W	L	D/T/NR	Place
Two-day:	7	4	2	1	2nd (8)
One-day:	11	9	2	0	1st (10)
Twenty20:	3	1	1	1	5th=* (8)
Total:	21	14	5	2	* 3rd in Sec 2

The 2014/15 season saw the return of the core group of players from last season's successful squad. Pre-season planning saw the defence of our two-day title and winning the one-day competition as the team's primary goals.

As so often before, our strength was in our bowling attack. The ability to take wickets whenever required and put pressure on the opposition no matter the situation was evident week in, week out. The now very experienced attack was made up of core bowlers; Ben Langrope, Matt Holstein, George Earl, Kyle Jamieson, Dave Twigg, junior Dave Armit (who proved what a talent he is) and Nathan Roberts. This attack proved what a force they are, being consistent all season and winning us crucial games when defending rather modest totals.

As always there were several new players capped, including our annual overseas professional. Nathan Roberts, a South African-born man who has spent several years playing in the UK, made the long-haul flight over to play for the blue and gold. At first look it seemed like he had arrived six months early for the rugby season; he's a gargantuan of a man, with an arse that could eclipse the sun! Over the season Nath proved not only that he is a quality cricketer with both bat and ball, but also a great character and very positive 'club man'. Nathan fitted in well and would be welcomed back to the club any time.

Stalwart Aaron Johnstone needs to be acknowledged for his achievements. A long-serving club man who captained the Premier side for nearly a decade, Aaron surpassed the St Albans club record for most Premier men's appearances (248). The removal of his 526th career victim also broke the record for most Premier men's wicket-keeping dismissals for all clubs. These achievements are a testament to Aaron's commitment, skill and service to the club and we hope he has not finished yet.

Two-day Trophy

The club calendar was given a new structure this season, where the first six weeks consisted of three two-day rounds. Saints have a proud reputation in this competition and were keen to shake our normal slow start to the season. This looked to be the case when an early-season

toss was won. Sydenham was the first hurdle and on an early October wicket - once the ice had melted off the covers - play was underway. Duncan Anderson was the chief destroyer, taking a devastating 5-12 off six overs. He was well supported by all bowlers, with Dave Twigg snaring three wickets. A first innings score of 72 may not seem like a lot, but in bowler-friendly conditions it was always going to be a challenge. Saints were in trouble early and never recovered. First innings was just reached, making a mere 82 thanks to some lower order fight led by veteran Michael Davidson (25). Sydenham had an improved second innings totalling 211, which proved too much to chase with Saints being bowled out for 152.

The next two rounds went according to plan. First a six-wicket win over Old Boys Collegians, led by Dave Armitt's nine-wicket match haul, including six in the second innings. Greg Dawson and Will Southby scored fifties and Matt Holstein convincingly completed the fourth innings chase of 74 with a dominant unbeaten 35. Marist-Harewood proved a nail-biter with Dave Armitt coming to the crease with the side nine down and two runs to win in the final over. He calmly dispatched his first ball to the boundary and walked off. Nathan Roberts displayed what an asset he was by taking 6-34 in the first innings.

Our next two-day fixture was not until February. Against eventual winners Lancaster Park Woolston we were dismissed cheaply for 125, which could have been a lot worse if not for our lower order all making solid contributions. Park went on to get a significant lead despite our best efforts. The challenge of eroding a sizeable deficit was always going to be tough. George Earl led this with a fantastic 99, unjustly falling one short of what would have been a much-deserved century. James Southby (38) and Johnston (40 not out) provided sound contributions. Despite us showing plenty of fight, Park chased their target of 156 for the loss of five wickets.

At this point we knew we needed to win every match from here on in to give ourselves a chance at the title. A nine-wicket win over Burnside West University was followed by victory over East Christchurch Shirley after finding ourselves staring down the barrel of defeat. In a rain-affected match, a first-innings lead of 50 was secured thanks to a sporting declaration from Easts, who themselves were chasing a much-needed outright. Things were going to plan for them after dismissing us for a paltry 102. However, we showed our true fighting spirit, producing another brilliant bowling performance. Against the odds, Easts were rolled for 95 to give us a five-run victory. A genuine team bowling effort was delivered with four bowlers sharing the spoils.

The final round of the competition (and season) at last saw us have the opportunity to play on the newly-developed Hagley Oval, against old foes Riccarton. After losing the toss Riccarton were dismissed for 137. George Earl led our reply with a belligerent 64 off just 58 balls to provide us with a handy lead. Matt Holstein completed a match haul of

seven wickets to leave us needing 112 runs for the outright. After a shaky start Ben Langrope came to the party and snuffed out any Riccarton hopes of victory. He dispatched the bowlers to all parts in a dashing unbeaten 56, the backbone of our five-wicket win.

Despite not defending our title, it was another strong campaign from an experienced side which suffered only two defeats. A number of senior players showed their worth and some new blood will offer exciting prospects for the 2015/16 season.

Twenty20 Cup

The competition format has been a topic of discussion over the past few seasons, however no change has been made to date. Once again teams were split into two pools, which saw us come up against Marist-Harewood, Burnside and Riccarton.

It is important to get off to a good start in this tournament, but unfortunately Marist managed to restrict us to 119. A number of players got starts but only Kelvin Scott could go on, top scoring with 33 not out. While we took the game to the last over, Marist were always in the driving seat and secured a seven-wicket win. Batting was again an issue against Burnside as we only made 110 helped by a 38 from George Earl. Desperately needing a win the bowlers stepped up, headed by an outstanding spell from Kyle Jamieson who produced the miserly figures of 3-7 from his four overs. A win was looking likely until a superb knock from the Burnside captain turned the game and his unbeaten fifty secured the unlikely result of a tie.

Despite our final match against Riccarton being a dead rubber, a competitive game was played and ended in an exciting one-wicket win to Saints. Setting Riccarton 136 for victory, a 71-run opening partnership put the odds firmly in their favour. Wickets at key times kept us in the hunt and we took the game to the last over. Ben Langrope was charged with the honour of delivering it and he held his nerve - with help from a great pressure catch from Clem Gibbens - to give us our first win of the weekend.

One-day Cup

This competition has been a real focus for this side ever since the 2011/12 season, when we were last victorious. That year we went to club nationals only to be defeated in the final, a result which has provided plenty of motivation ever since.

The campaign started perfectly with a nine-wicket win over Marist. Chasing just 134, a clinical run chase was executed by Greg Dawson (62 not out) and James Richards (35 not out). The result was set up by a devastating spell from Ben Langrope (7-16), which would be the catalyst for a superb one-day season for Ben. His wicket tally finished up at 28, which was a new competition record. Ben had another

outstanding all-round season and was named Metro club player of the year. This is the second time Ben has won this title in three seasons, reflecting his consistent level of performance.

That opening victory was the beginning of a seven-match winning streak, including wins over Old Boys, Canterbury Under-20s, Lancaster Park, Burnside, Riccarton and Canterbury Country.

George Earl scored another half-century against Old Boys, setting up our total of 237. Kyle Jamieson showed his class, bowling a clutch final two overs for not many as Old Boys fell just five short of victory. Will Southby and Ben Langrope both posted half-centuries against the Under-20s, who were then dismissed well short of their target with Langrope and James Bevin taking three scalps apiece.

The victory over a star-studded Park side was one to be proud of. After electing to bat first we were bundled out for just 116, based around Dawson (43) and Jack Harper (38). In reply Kyle Jamieson got us off to the perfect start, removing the opposition captain with the first ball. Regular wickets combined with tight bowling and fielding kept the pressure on and would see Park bowled out for 107. Matt Holstein (4-16) and Jamieson (4-43) were the stars with the ball.

Burnside were next on the hit list. Jack Harper and Nathan Roberts both scored 40s to give our bowlers 180 to play with. Matt Holstein took another four wickets and Ben Langrope three to roll Burnside for 82. Roberts and Langrope took three wickets apiece against Riccarton, before a George Earl fifty and a better-than-run-a-ball 48 from Dan Sharples saw the target of 192 reached with plenty of time to spare.

A semi-final berth was secured and would see us take on Canterbury Country at the 'Nest' in Halswell. We were put in to bat and the top order was undone by some accurate swing bowling. A counter-attack was led by Ben Langrope (44) and was followed by a great knock from Nathan Roberts (41). We were eventually bowled out for 170 and knew an accurate bowling performance would be required. The bowlers answered with their best overall performance of the season. Not one bowler conceded double figures in the demolition of Country for just 37 - Dave Twigg (4-5), Nathan Roberts (3-8) and Matt Holstein (3-7).

This result left us facing Lancaster Park for the title. Bowling first, we replicated our semi-final efforts when it counted. Nathan Roberts set the tone by bowling a five-over spell conceding just three runs. The rest followed suit with Ben Langrope and George Earl taking two wickets each before Dave Armitt came on and spun his way to figures of 4-9, skittling Park for just 95. George Earl (52) and James Southby (25) took to the Park bowlers early to put the result beyond doubt. The remaining runs were knocked off to give us a seven-wicket win and a trip to Auckland for the National Club Championships in April.

James O'Gorman

Premier Men Two-day Averages, 2014/15

	Mat	Inn	NO	HS	Runs	Ave	100	50	Ct	St	O	M	R	W	Ave	Best	4wi	5wi	SR	Econ
DM Anderson	1	2	0	4	5	2.50	-	-	1	-	20	7	67	6	11.17	5-12	-	1	20.0	3.35
DJ Armit	6	9	4	28*	99	19.80	-	-	2	-	103.1	17	297	24	12.38	6-47	-	1	25.8	2.88
JMM Bevin	4	7	0	39	110	15.71	-	-	1	-	11	1	51	1	51.00	1-17	-	-	66.0	4.64
MPF Davidson	1	2	0	25	34	17.00	-	-	-	-	20	6	44	1	44.00	1-18	-	-	120.0	2.20
GJ Dawson	6	9	0	54	120	13.33	-	1	6	-	-	-	-	-	-	-	-	-	-	-
GH Earl	4	5	0	99	215	43.00	-	2	-	-	32	6	120	7	17.14	3-10	-	-	27.4	3.75
R Gibbens	1	0	-	-	-	-	-	-	-	-	8	2	18	2	9.00	2-18	-	-	24.0	2.25
JLF Harper	1	1	0	0	0	0.00	-	-	-	-	6	1	21	0	-	-	-	-	-	3.50
MP Holstein	7	12	3	35*	168	18.67	-	-	2	-	148.5	37	389	22	17.68	4-35	1	-	40.6	2.61
J Irwin	1	1	0	2	2	2.00	-	-	-	-	-	-	-	-	-	-	-	-	-	-
KA Jamieson	2	3	0	13	22	7.33	-	-	-	-	31	11	54	4	13.50	2-17	-	-	46.5	1.74
CF Johnson	2	0	-	-	-	-	-	-	-	-	13	5	27	2	13.50	2-14	-	-	39.0	2.08
DD Johnston	2	3	1	40*	70	35.00	-	-	-	-	5	0	17	0	-	-	-	-	-	3.40
AF Johnstone	7	9	3	29	95	15.83	-	-	12	3	-	-	-	-	-	-	-	-	-	-
BJ Langrope	6	12	1	56*	142	12.91	-	1	6	-	76	21	238	14	17.00	3-18	-	-	32.6	3.13
WJ Mills	2	2	1	6	8	8.00	-	-	1	-	12	5	33	1	33.00	1-13	-	-	72.0	2.75
CW Morriss	1	1	0	24	24	24.00	-	-	-	-	-	-	-	-	-	-	-	-	-	-
JPD O'Gorman	7	12	1	71	197	17.91	-	1	8	-	-	-	-	-	-	-	-	-	-	-
JM Richards	7	10	1	28	138	15.33	-	-	5	-	3	1	8	0	-	-	-	-	-	2.67
NJ Roberts	7	12	0	40	182	15.17	-	-	1	-	122	31	372	19	19.58	6-34	1	1	38.5	3.05
KB Scott	3	5	0	37	71	14.20	-	-	3	-	-	-	-	-	-	-	-	-	-	-
JM Southby	4	7	0	47	116	16.57	-	-	1	-	-	-	-	-	-	-	-	-	-	-
WT Southby	5	7	1	52*	98	16.33	-	1	4	-	-	-	-	-	-	-	-	-	-	-
R Thompson	1	1	0	6	6	6.00	-	-	-	-	-	-	-	-	-	-	-	-	-	-
DD Twigg	6	9	3	43	120	20.00	-	-	2	-	80.5	18	282	15	18.80	3-24	-	-	32.3	3.49

Premier Men One-day Averages, 2014/15

	Mat	Inn	NO	HS	Runs	Ave	100	50	Ct	St	O	M	R	W	Ave	Best	4wi	5wi	SR	Econ
DJ Armitt	9	5	2	10	22	7.33	-	-	4	-	53.2	7	178	13	13.69	4-9	1	-	24.6	3.34
JMM Bevin	2	1	0	6	6	6.00	-	-	-	-	10	0	43	3	14.33	3-22	-	-	20.0	4.30
GJ Dawson	7	7	1	87	334	55.67	-	3	4	-	-	-	-	-	-	-	-	-	-	-
GH Earl	10	10	0	61	242	24.20	-	3	4	-	65	5	243	5	48.60	2-19	-	-	78.0	3.74
CA Gibbens	1	1	0	1	1	1.00	-	-	-	-	7	1	25	1	25.00	1-25	-	-	42.0	3.57
JLF Harper	7	7	1	49	136	22.67	-	-	2	-	9.2	1	16	2	8.00	1-2	-	-	28.0	1.71
MP Holstein	10	7	2	17*	57	11.40	-	-	-	-	80.2	13	273	18	15.17	4-10	2	-	26.8	3.40
KA Jamieson	5	4	0	20	36	9.00	-	-	2	-	39	7	131	7	18.71	4-43	1	-	33.4	3.36
DD Johnston	1	1	1	33*	33	-	-	-	-	-	-	-	-	-	-	-	-	-	-	-
AF Johnstone	11	7	0	22	61	8.71	-	-	14	6	-	-	-	-	-	-	-	-	-	-
BJ Langrope	10	8	2	51*	203	33.83	-	1	4	-	68.5	4	323	28	11.54	7-16	1	1	14.8	4.69
WJ Mills	1	0	-	-	-	-	-	-	-	-	5	1	7	0	-	-	-	-	-	1.40
JPD O'Gorman	9	8	2	36	129	21.50	-	-	5	-	-	-	-	-	-	-	-	-	-	-
JM Richards	8	8	1	36	90	12.86	-	-	4	-	4	1	20	0	-	-	-	-	-	5.00
NJ Roberts	11	8	1	46	162	23.14	-	-	-	-	68	16	195	11	17.73	3-8	-	-	37.1	2.87
KB Scott	1	1	0	4	4	4.00	-	-	-	-	-	-	-	-	-	-	-	-	-	-
DJ Sharples	1	1	0	48	48	48.00	-	-	-	-	-	-	-	-	-	-	-	-	-	-
JM Southby	2	2	0	25	25	12.50	-	-	-	-	-	-	-	-	-	-	-	-	-	-
WT Southby	8	7	1	63	143	23.83	-	1	1	-	-	-	-	-	-	-	-	-	-	-
DD Twigg	7	5	4	18*	57	57.00	-	-	2	-	51.5	13	151	9	16.78	4-5	1	-	34.6	2.91

Premier Men Twenty20 Averages, 2014/15

	Mat	Inn	NO	HS	Runs	Ave	100	50	Ct	St	O	M	R	W	Ave	Best	4wi	5wi	SR	Econ
GJ Dawson	3	2	0	19	29	14.50	-	-	2	-	-	-	-	-	-	-	-	-	-	-
GH Earl	2	2	0	38	39	19.50	-	-	-	-	-	-	-	-	-	-	-	-	-	-
CA Gibbens	1	1	1	0*	0	-	-	-	-	-	4	0	16	0	-	-	-	-	-	4.00
MP Holstein	3	2	1	3*	4	4.00	-	-	1	-	11	0	56	3	18.67	2-14	-	-	22.0	5.09
KA Jamieson	2	2	0	10	12	6.00	-	-	-	-	8	1	22	4	5.50	3-7	-	-	12.0	2.75
AF Johnstone	3	3	0	14	21	7.00	-	-	3	2	-	-	-	-	-	-	-	-	-	-
BJ Langrope	3	3	0	16	23	7.67	-	-	2	-	10	0	79	4	19.75	2-19	-	-	15.0	7.90
JPD O'Gorman	3	3	0	39	60	20.00	-	-	1	-	-	-	-	-	-	-	-	-	-	-
JM Richards	3	3	0	3	7	2.33	-	-	-	-	4	0	25	1	25.00	1-25	-	-	24.0	6.25
NJ Roberts	3	3	0	24	40	13.33	-	-	1	-	10	0	63	2	31.50	1-15	-	-	30.0	6.30
KB Scott	3	3	1	33*	64	32.00	-	-	-	-	4	0	20	1	20.00	1-20	-	-	24.0	5.00
WT Southby	1	1	0	33	33	33.00	-	-	-	-	1	0	8	0	-	-	-	-	-	8.00
DD Twigg	3	3	3	2*	4	-	-	-	1	-	7	0	73	1	73.00	1-28	-	-	42.0	10.43

2014/15 National Club Cricket Championships

St Albans qualified for their fifth appearance at the national club championships, held at the Cornwall Cricket Club in Auckland on April 7-12, after beating Lancaster Park Woolston in the final of the Christchurch metropolitan Premier men's one-day competition in February. The team reached the final in the previous two editions they appeared at (in 2005 and 2012) but had yet to lift the winners' trophy.

The full team was: James O'Gorman (captain), David Armitt, James Bevin, George Earl, Clem Gibbens, Matt Holstein, Daniel Johnston, Aaron Johnstone, Ben Langrope, James Richards, Nathan Roberts, James Southby, William Southby and Dave Twigg. Richard Pithey acted as coach/manager and Duane Pettet was team scorer.

The other clubs were: Cornwall (Auckland), Greerton (Northern Districts - Tauranga), Napier Old Boys Marist (Central Districts), Albion (Otago - Dunedin) and Onslow (Wellington).

The squad contained plenty of national champs experience with Aaron Johnstone attending his fourth tournament, Ben Langrope his third and Earl, Holstein, Johnston, O'Gorman and Richards all returning from the 2012 squad. David Twigg previously represented Hutt District in 2009 and James Bevin played for Parnell in 2013. Saints also came up against one of their own in Jack Harper, who played for Albion after qualifying for both sides.

Day 1 - Saints got off to a flying start in the tournament by thrashing Napier Old Boys Marist by 222 runs. George Earl laid the platform with a steady 74 off 82 balls before James Bevin (133 off 85) and Ben Langrope (69 not out off 43) tore the bowling to shreds, adding 176 for the 5th wicket at a rate of 11 an over. Bevin's knock was only the second ton by a Saints batsman at the tournament, after Andrew Bailey's 100 against the Otumoetai Cadets in 2004. The total of 360/5 was Saints' second highest in their tournament history, behind the 397/9 made against North City in 2005. New ball duo Nathan Roberts and Clem Gibbens hobbled NOBM's chase at 37/6, with Roberts claiming the prized scalp of former Test batsman Mathew Sinclair for just eight. A few lusty blows by the lower order delayed the inevitable, before David Armitt cleaned up the tail to end up with the somewhat unusual figures of 4-49 off 5.5 overs.

Day 2 - The Saints batsmen began breezily against Albion but a combination of loose shots and demanding bowling meant the remainder of the innings was a struggle. At 102/8 in the 27th over things were looking rather iffy before Aaron Johnstone and Dave Twigg knuckled down to add 48 for the ninth wicket. Bowled out in just the 37th over for 151 left Albion time to rocket to 61/1 in nine overs before lunch. Matt Holstein kept Saints in the hunt with a couple of quick wickets immediately after the break. However, Albion got the

equation down to just 27 to win at barely one an over with five wickets in hand, before George Earl struck twice in four balls to offer some hope. With 16 to win Holstein wrapped things up in dramatic fashion by claiming a hat-trick: lbw; caught behind; and a brilliant stumping by Aaron Johnstone after the ball passed through the legs of the No. 11. The spinners took 8-53 between them, with star performer Holstein's 5-20 off seven overs evoking memories of his 6-30 against Takapuna in his last appearance on the same ground back in 2012.

Day 3 - After a brief shower which delayed the start of play, Onslow raced to 71 without loss in the 14th over but Saints put the clamps on the scoring rate and wickets came as a result. All 10 fell in the space of 103 runs; the last four for just four. Chasing 175 in 48 overs they needed to grind things out early in the face of some highly disciplined and demanding new-ball bowling from the Wellingtonians. James O'Gorman came to the crease at 18/2 in the ninth over and played an archetypal captain's knock, providing a steady hand at one end throughout with 75 off 105 balls. Dan Johnston (36 not out off 25 balls) completed a great all-round day - after taking 2-11 off four overs - by hitting the winning runs. The five-wicket win with 23 balls to spare maintained their 100 percent record and left them needing one win from the final two rounds to secure a spot in the final.

Day 4 - Saints made a promising start with the ball, reducing Cornwall to 12/2 in the fourth over, but a succession of handy partnerships for the next four wickets kept the home team going along at a good clip. At 145/7 we had a window of opportunity to knock them over for a manageable chase but the last three wickets mustered 104 in 84 balls to firmly wrest back control of the game. Needing 250 to win Saints set off solidly to be 41/1 in the 12th over, but five wickets for seven runs in the space of 35 balls effectively ended the game as a contest. The Cornwall spinners took 7-40 off 10.3 overs between them as Saints were bowled out in the 27th over for just 89 to suffer a chastening 160-run defeat.

Day 5 - Saints got off to a poor start in their must-win game against Greerton as the Tauranga side raced to 97/1 in the 15th over. We steadily hauled them in, taking the next four wickets for 33 runs with golden-arm James Bevin nabbing a three-for in his first bowl of the tournament. George Earl cleaned up the tail inside the batting powerplay to restrict them to 220. A few rash strokes prior to the lunch break put us in some peril at 25/4, which soon became 44/5. William Southby and Nathan Roberts resurrected the innings with a partnership of 91 off 124 balls. Southby (79) added a further 63 for the seventh wicket in just seven overs with Dan Johnston, who smashed the spinners around the park in a fine cameo of 35 off 26 balls. A quick double-strike left Saints still needing a nervy 17 to win with two wickets remaining. Matt Holstein and Aaron Johnstone patiently steered the side home with three overs to spare and take Saints to their third final in successive tournament appearances.

Final - Cornwall won an important toss, opting to bat first. They steadily travelled along at around four an over for much of their innings before a burst at the end took them to 235/9 in their 50 overs. The Saints spinners were again hard to get away, taking 4-85 off 30 overs between them. Saints made a disastrous start to the chase with the top four back in the hut inside the first nine overs with only 19 on the board. A recovery attempt was staged and, on the back of a seventh wicket partnership of 65 off 74 balls between Dan Johnston and Matt Holstein, there was a faint sign of hope with 108 now needed at just under run-a-ball. It wasn't meant to be though, as the last four wickets perished in the space of just 10 runs. The unbeaten and dominant Cornwall side were crowned champions of their own tournament for the second time.

So it was a case of déjà vu - or more like Groundhog Day - for the Saints team, who have an unenviable 0-3 record in finals after winning a combined 14-of-15 round-robin games in their last three trips to Auckland. There was at least some recognition for consistency over the gruelling six days of action, most notably for Matt Holstein. He took 14 cheap wickets - the second-most overall - to be named bowler of the tournament, a repeat of his feat in the 2012 event. Others to feature were Aaron Johnstone, who took the most dismissals (12); and Dan Johnston with the highest batting strike rate (133.0).

Round-robin results:

Round 1: St Albans 360/5 in 50 overs (J Bevin 133, G Earl 74, B Langrope 69*, J Richards 32, N Roberts 22*) beat Napier Old Boys Marist 138 in 25.5 overs (D Armit 4-49, N Roberts 3-21, C Gibbens 2-25) by 222 runs.

Round 2: St Albans 151 in 37.4 overs (A Johnstone 26*, D Twigg 25, W Southby 23) beat Albion 136 in 29 overs (M Holstein 5-20, G Earl 3-13) by 15 runs.

Round 3: [48 over match] Onslow 174 in 41.4 overs (M Holstein 3-19, D Johnston 2-11, B Langrope 2-40) lost to St Albans 175/5 in 44.1 overs (J O'Gorman 75, D Johnston 35*, B Langrope 20*) by 5 wickets.

Round 4: Cornwall 249/9 in 50 overs (C Gibbens 3-41, N Roberts 3-43, M Holstein 2-57) beat St Albans 89 in 26.3 overs (D Johnston 22) by 160 runs.

Round 5: Greerton 220 in 37.3 overs (G Earl 3-27, J Bevin 3-36, M Holstein 2-35, D Twigg 2-55) lost to St Albans 221/8 in 47 overs (W Southby 79, N Roberts 45, D Johnston 35) by 2 wickets.

Points table (Net Run Rates in brackets):

Cornwall 15 (+3.17), St Albans 12 (+0.43), Albion 9 (+0.82), Greerton 6 (-0.04), Onslow 3 (-2.16), Napier Old Boys Marist 0 (-2.32).

Final:

Cornwall 235/9 in 50 overs (M Holstein 2-27, B Langrope 2-66, D Twigg 2-68) beat St Albans 138 in 34.5 overs (D Johnston 41, J Bevin 29, M Holstein 26) by 89 runs.

Final placings:

Cornwall (1st), St Albans (2nd), Albion (3rd), Greerton (4th), Napier Old Boys Marist (5th), Onslow (6th).

National Club Championships Averages, 2014/15

	Mat	Inn	NO	HS	Runs	Ave	100	50	Ct	St	O	M	R	W	Ave	Best	4wi	5wi	SR	Econ
DJ Armitt	4	3	2	6*	7	7.00	-	-	2	-	30.5	5	123	6	20.50	4-49	1	-	30.8	3.99
JMM Bevin	5	5	0	133	173	34.60	1	-	2	-	8	1	44	3	14.67	3-36	-	-	16.0	5.50
GH Earl	5	5	0	74	117	23.40	-	1	3	-	26.3	1	110	8	13.75	3-13	-	-	19.9	4.15
CA Gibbens	4	1	0	0	0	0.00	-	-	1	-	30	5	137	6	22.83	3-41	-	-	30.0	4.57
MP Holstein	6	4	1	26	49	16.33	-	-	2	-	44.4	5	178	14	12.71	5-20	-	1	19.1	3.99
DD Johnston	4	4	1	41	133	44.33	-	-	2	-	5	0	25	2	12.50	2-11	-	-	15.0	5.00
AF Johnstone	5	3	2	26*	36	36.00	-	-	9	3	-	-	-	-	-	-	-	-	-	-
BJ Langrope	5	5	2	69*	111	37.00	-	1	2	-	28	1	196	5	39.20	2-40	-	-	33.6	7.00
JPD O'Gorman	6	6	0	75	101	16.83	-	1	4	-	2	0	7	0	-	-	-	-	-	3.50
JM Richards	3	3	0	32	49	16.33	-	-	3	-	-	-	-	-	-	-	-	-	-	-
NJ Roberts	4	4	1	45	83	27.67	-	-	1	-	29	3	138	7	19.71	3-21	-	-	24.9	4.76
JM Southby	6	6	0	17	49	8.17	-	-	1	-	-	-	-	-	-	-	-	-	-	-
WT Southby	5	5	0	79	125	25.00	-	1	1	-	-	-	-	-	-	-	-	-	-	-
DD Twigg	4	3	0	25	25	8.33	-	-	-	-	30	3	164	4	41.00	2-55	-	-	45.0	5.47



Match-winning performers at the National Club Champs. Clockwise from top left: James Bevin (133 off 85 balls), Matt Holstein (5-20 incl. a hat-trick), James O’Gorman (75 off 105), William Southby (79 off 105).



2A Grade Men

	P	W	L	D/T/NR	Place
Two-day:	7	4	2	1	2nd (8)
One-day:	8	5	3	0	5th (8)
Twenty20:	7	4	3	0	2nd= (8)
Total:	22	13	8	1	

After attending a couple of the pre-season trainings I was certain that this side had the ability to pick up some silverware. Overall our brand of cricket was always an aggressive one but at times we could also be a tad reckless.

In the end we went close to victory in the two-day competition but fell short at the last hurdle. We could certainly beat any side in the competition on our day. Runner-up trophies do not exist however and it is hard to stomach getting pipped for a title on the last day of the season to the eventual winners of the competition.

Although we were often without a frontline spinner our bowling line-up performed admirably throughout the season. Our seam attack was excellent and comfortably the best in the grade. The times when we were blessed to have either or both of our two spin bowlers - Hayden Fletcher and David Armitt - available we were just about unbeatable.

Our batting was not as consistent as our bowling attack but it would be fair to say that most of the pitches we played on were better suited to the bowlers. When we did piece together a useful score we generally did very well and often defended scores in the low to mid one hundreds.

Our fielding was our weakest facet and it was noticeable that the younger guys struggled to concentrate or maintain some enthusiasm on the rare occasions when the opposition did put a batting partnership together. This ultimately cost us a couple of important victories.

One piece of advice I could give some of these young guys would be "eat a proper lunch FFS" ... seeing one of them turn up with a couple of apples and another with nothing at all was sort of amusing I suppose, but no wonder their concentrate could be lacking.

I can say that at all times we were conscious that we were the key feeder team to our Premier side. Our players were always ready and willing to be promoted and to undertake their duties for the Premiers and the guys who did receive a call-up performed well.

Unfortunately, the same could not be said for the teams below us as we were mostly reliant on past players, friends, family, neighbours or whomever else we could convince to help us out on a lot of occasions when our players went up or were unavailable.

Somehow we seemed to have our strongest teams available against the weakest sides in the grade and struggled to put out a team in important games, which was a frustration. Somehow we needed eight or nine players from our squad available each week, which is easier said than done it seems.

To be honest, the stalwarts who have been the core of this side for some time, plus the more experienced players who joined them, gave their all to try and win a competition for the club.

However, there were times when the same could not be said of some of the other younger guys in the side, who at times lacked maturity, enthusiasm or dedication to our club.

It was noticeable in returning from some time away from cricket that there is a lack of competition for spots within the team and that putting out a side was objective number one on many a late Friday night or early Saturday morning.

Dan Johnston should be thanked for all his hard work putting a side together each week, as without his time and his dedication we would have regularly played our games one or two players short.

Congratulations to our player of the year, Clem Gibbens, who - in addition to spearheading our bowling attack - started to understand his own ability to score big runs.

Thanks to the committee for their time and efforts.

Guys, the season was a big improvement on the last one and we were bloody close to winning something. Next season can be the one to take a title with only a little bit of luck and just a smidgeon of improvement. Thanks to you all and good luck for the coming season.

Kim Smythe

Visit the St Albans Cricket Club web site at:

www.stalbanscricket.co.nz

Also go to our Facebook page for the latest draws, results and club news:

www.facebook.com/stalbanscricket

2A Grade Men Averages, 2014/15

	Mat	Inn	NO	HS	Runs	Ave	100	50	Ct	St	O	M	R	W	Ave	Best	4wi	5wi	SR	Econ
Kris Alexander	3	3	1	18	21	10.50	-	-	-	-	-	-	-	-	-	-	-	-	-	-
David Armitt	2	2	2	27*	30	-	-	-	1	-	20.4	3	37	9	4.11	5-15	-	1	13.8	1.79
James Bevin	2	2	1	43	84	84.00	-	-	-	-	13	2	27	2	13.50	1-2	-	-	39.0	2.08
Emmett Boyle	21	16	0	31	137	8.56	-	-	6	-	135.1	18	593	35	16.94	4-17	2	-	23.2	4.39
Tom Burnap	5	9	0	33	86	9.56	-	-	5	-	15	1	83	3	27.67	2-24	-	-	30.0	5.53
Pierre Flavell	2	2	0	41	55	27.50	-	-	-	-	-	-	-	-	-	-	-	-	-	-
Hayden Fletcher	10	7	1	12	17	2.83	-	-	1	-	79.3	6	329	19	17.32	6-20	-	1	25.1	4.14
Chris Gibb	5	5	1	23	94	23.50	-	-	2	-	-	-	-	-	-	-	-	-	-	-
Clem Gibbens	19	22	3	113	468	24.63	1	-	1-	-	198	32	782	43	18.19	5-30	3	1	27.6	3.95
Reid Gibbens	5	7	3	21*	30	7.50	-	-	3	-	63	12	273	12	22.75	5-63	1	1	31.5	4.33
Jono Hamilton	6	7	1	50*	57	9.50	-	1	2	-	-	-	-	-	-	-	-	-	-	-
Jonathan Hanson	7	7	0	51	105	15.00	-	1	1	-	0.1	0	6	0	-	-	-	-	-	36.00
Jack Irwin	22	25	4	64	388	18.48	-	2	29	7	-	-	-	-	-	-	-	-	-	-
Daniel Johnston	19	23	4	63	387	20.37	-	1	7	-	153.2	18	657	38	17.29	5-7	1	2	24.2	4.28
William Mills	5	5	1	19	50	12.50	-	-	-	-	34	7	130	10	13.00	3-22	-	-	20.4	3.82
Connor Morriss	5	5	1	47*	63	15.75	-	-	1	-	10.1	0	35	6	5.83	4-13	1	-	10.2	3.44
Shuiab Munna	11	9	7	8	18	9.00	-	-	4	-	28	1	146	4	36.50	1-11	-	-	42.0	5.21
Andrew Murray	7	4	1	8*	17	5.67	-	-	1	-	25.4	2	124	4	31.00	3-10	-	-	38.5	4.83
James Richards	2	2	0	34	44	22.00	-	-	1	-	1.1	0	13	2	6.50	2-13	-	-	3.5	11.14
Grant Ross	3	3	0	38	63	21.00	-	-	1	-	-	-	-	-	-	-	-	-	-	-
Kelvin Scott	15	17	0	93	495	29.12	-	2	2	-	58	4	240	16	15.00	4-17	1	-	21.8	4.14
Dan Sharples	2	2	0	0	0	0.00	-	-	-	-	-	-	-	-	-	-	-	-	-	-
Kim Smythe	20	21	2	132	355	18.68	1	-	5	-	38	7	134	10	13.40	5-19	-	1	22.8	3.53
James Southby	3	3	0	71	79	26.33	-	1	4	-	4	0	12	0	-	-	-	-	-	3.00
William Southby	5	6	0	11	27	4.50	-	-	4	-	4.1	0	23	1	23.00	1-13	-	-	25.0	5.52
Reece Thompson	22	27	1	74	546	21.00	-	3	4	-	-	-	-	-	-	-	-	-	-	-
Joel Turner	2	2	1	14*	16	16.00	-	-	2	-	-	-	-	-	-	-	-	-	-	-
Henry Wright	19	22	2	58	388	19.40	-	3	5	-	36.4	4	184	9	20.44	2-1	-	-	24.4	5.02

2B Grade Men

	P	W	L	D/T/NR	Place
Two-day:	7	6	0	1	1st (8)
One-day:	9	6	3	0	2nd (8)
Twenty20:	7	4	3	0	3rd= (8)
Total:	23	16	6	1	

The ever-changing and evolving team that is the St Albans 2Bs welcomed a few new faces to the squad at the start of the season. It was encouraging to see plenty of regulars return to help form a fairly solid core. The newbies were rapidly absorbed into the team and the lads gelled from the onset. The sub-par banter and yarns flowed freely, setting us up for a highly enjoyable and entertaining season.

The lads were keen to improve on the promise shown in 2013/14 and did just that in all forms of the game. We started off the two-day campaign with a very positive all-round performance. The dishevelled Sydenham squad could only muster 101 and we declared with a lead of 92 thanks to a commanding 50-ball 73 by Tom "Shrek" Ellis. Jared Weston (6-35 off 22 overs for the match) knocked them over cheaply again the following week to leave us a simple chase of 36, which openers Grant Ross and Jonathan Hanson knocked off without fuss.

The next two weeks weren't so flash, with a first-innings loss turning into by a scrappy draw against Heathcote. Fortunately, this brought the lads back down to earth and we soon realised things weren't going to come as easy as they did in our first match. Our never-say-die spirit came to the fore in the latter half of the Heathcote game and was executed to its fullest after being bowled out for 90 by Hornby in the next. We bowled them out for 81 and 60 for an emphatic 150-run win, a result that would prove to be decisive come the end of the season.

Long-form cricket took a back seat to limited-overs stuff for the next three months. Our one-day campaign could have started better with Riccarton handing us a somewhat flattering 29-run defeat. I wasn't much help to the run chase after getting clean bowled shouldering arms for the second time in a few weeks. Things improved markedly from then on, with the side winning every game bar the penultimate one against MP.

In the semi-final the top order stumbled along and started to choke up at 125 for six but another Shrek special (53 off 45) and a belligerent nine-ball 25 not out from Jared Weston allowed us to add 103 off the final 13 overs. At drinks Riccarton were cruising, only needing 97 runs from 22 overs with six wickets in hand. We kept chipping away though and were backed up by some superb efforts in the field, including the

run out of their key power hitter. The lower-order fell away to hand us a 13-run win and a final berth, with Nathan Court taking 4-43 in an unfamiliar old-ball role. This was by far my favourite game of the season, not only because we had beaten Riccarton for the first time in 13 games (and six years), but that we stuck at it, working our arses off in the field and pulled off the result in a big game that could have easily slipped away from us. Good shit lads!

It's sad to say that the final didn't go so crash hot. Early good work with the ball was unfortunately undone in the 10th over which went for 18 runs, with one-too-many beamers being bowled. Although the stumps went cartwheeling during the over it wasn't a leather ball doing the damage ... the suede of the bowler's green and white boots had been the cause. Although at the time this was devastating ... looking back on it now it's pretty damn hilarious. We suddenly found ourselves severely short of firepower when Reid Gibbens went down with an ankle injury the very next over. A ragged effort saw extras top score with 55 (including 47 wides). The trademark fighting attitude which the 2Bs had established this season came out in force in the reply to their total of 260. Opening batsman and English import Tom Burnap (82) put on a 88-run stand with Tom Ellis but just as we looked poised to go hard at the target a steady trickle of wickets fell. Jono Hamilton stood firm though and ultimately our hopes were in his and Andrew "Metallica" Murray's hands. The pair added 32 for the last wicket to get it down to 17 needed off 11 balls. Sadly that was where it ended for us but the fight shown right to the very end would put us in good stead when it came to closing out the two-day campaign seven weeks later.

The 2Bs had a fairly decent Twenty20 season, however early losses to Heathcote and Riccarton put us on the back foot in such a tight competition. We still had a chance to win going into the final double-header, but despite winning our morning game every other result went against us to knock us out of contention. One of the standout performances for the season was from "one to watch" and team top run-scorer Lars Davison. On a rough track in the suburbs "Blarz" punished the MP bowling attack to the tune 82 off just 52 balls. Our other star performer in the shortest format was Tom Burnap, who took 17 wickets in seven games at an average of under 10.

After an extended break for limited-overs cricket, we returned in February to complete the two-dayers, winning three on the trot - against Lancaster Park Woolston, Burnside West University and Riccarton - to lead the competition heading into the final round. Saints were up against newcomers to the competition Merivale-Papanui, who had quickly made themselves plenty of "friends" within the grade. Despite our lead it was still a must-win after Hornby demolished the bottom team inside a day. We were put in to bat on a bowler-friendly wicket and while the others struggled, opener Kris Alexander stood firm, choosing the best possible time to post his maiden 50 for the club. Damien Dey, the power hitter from Botswana, played his natural

style of game and took to one bowler in particular and hit him into the creek for six twice in one over. Damo's stint at the crease unfortunately was short-lived and we only managed 147. Our injury-plagued bowling attack couldn't strike when needed and MP claimed a handy 38-run lead, despite Nathan Court taking eight of the nine wickets to fall. His figures were the best in the entire club for the season. Duane Pettet was left in charge of the boys on day two as I was away at a poorly-timed wedding but fortunately we had Shrek back down from Auckland for the day. He finished off the fight-back started by Grant Ross (a gritty 64 off 120 balls) with another blazing 50. We had a session and a half to win and secure the title, but only needed 22 overs as Nath once again ripped through to complete an amazing match haul of 14 wickets. Although at times we tried our best to stifle our chance to take the title, the lads stuck at it throughout the season and came up trumps when they needed to most.

All in all we had a bloody good season, first in the two-dayers, second in the one-dayers and equal-third in the Twenty20s, beating every team in the grade in at least one format and with one of the best win-loss records in the club. The complementary aspects in the team's make-up was crucial to our consistency: the bedrock batsmen Grant, Kris, Steve Goodwin, Joel Turner and Tom Burnap did the hard graft to allow the dashers like Lars, Shrek and Damo to cash in; our four-pronged seam attack of Shrek, Nath, Jazza and Metallica did most of the damage up front with tidy spin from Tom Burnap to follow; then you had the "fixers" like Jono and even myself come in and do a job with bat or ball on the rare occasion the rest couldn't on the day.

A special thanks goes out to Duane Pettet who coached us throughout the season. Duane, your efforts with myself and the lads have been bloody fantastic and we honestly wouldn't have done as well as we did without your time and support. Thanks a lot mate, we hope to have you back next season!

To all the fill-ins and club members who helped us out when needed: Clem Gibbens, Jack Irwin, Jagnesh Makwana, Shuiab Munna, Suhas Nawada, Dave Paterson, Ziaul Alam Rony, Mike Ross, Ryan Thomas, Ben Thomson, Theo Wordsworth and Sashi Yarramsetti - cheers for coming down, you guys were life-savers. Thanks for giving up your Saturday to spend it with a rather questionable bunch of characters.

And to the lads, thanks for all your support throughout season. As a first-time captain I wasn't quite sure what to expect and, although you could be bloody frustrating to handle at times, you mostly made it fairly easy for me. Cheers for putting up with my crappy team talks and questionable field settings and bowling changes! I've loved playing alongside each one of you this year and I look forward to repeating it with you all next season!

Nick Baker

2B Grade Men Averages, 2014/15

	Mat	Inn	NO	HS	Runs	Ave	100	50	Ct	St	O	M	R	W	Ave	Best	4wi	5wi	SR	Econ
Kris Alexander	16	20	1	58	331	17.42	-	1	8	-	5	0	28	1	28.00	1-16	-	-	30.0	5.60
Nick Baker	22	20	3	41*	309	18.18	-	-	7	-	119.3	18	549	23	23.87	4-26	1	-	31.2	4.59
Tom Burnap	19	19	3	82	438	27.38	-	3	8	-	90.2	5	412	26	15.85	5-10	2	1	20.8	4.56
Nathan Court	14	11	5	34*	75	12.50	-	-	7	-	182.2	39	531	45	11.80	8-66	3	2	24.3	2.91
Lars Davison	20	22	1	88	583	27.76	-	3	11	-	26.5	6	87	7	12.43	3-12	-	-	23.0	3.24
Damien Dey	9	12	3	68	236	26.22	-	1	4	-	1	0	16	0	-	-	-	-	-	16.00
Tom Ellis	20	21	3	73	397	22.06	-	3	9	-	161.4	32	549	42	13.07	6-11	-	2	23.1	3.40
Reid Gibbens	9	3	0	27	30	10.00	-	-	1	-	34.4	1	214	8	26.75	2-38	-	-	26.0	6.17
Stephen Goodwin	18	21	3	51	390	21.67	-	1	6	-	-	-	-	-	-	-	-	-	-	-
Jono Hamilton	14	13	5	38*	178	22.25	-	-	5	-	17	1	91	4	22.75	3-27	-	-	25.5	5.35
Jonathan Hanson	6	7	1	31	104	17.33	-	-	3	-	4	0	38	1	38.00	1-27	-	-	24.0	9.50
Jagnesh Makwana	2	2	0	39	39	19.50	-	-	-	-	-	-	-	-	-	-	-	-	-	-
Andrew Murray	19	10	4	16*	63	10.50	-	-	4	-	183.4	24	763	39	19.56	5-33	-	2	28.3	4.15
Suhas Nawada	3	1	0	6	6	6.00	-	-	-	-	13	1	65	6	10.83	3-16	-	-	13.0	5.00
Duane Pettet	8	7	2	37	124	24.80	-	-	7	-	-	-	-	-	-	-	-	-	-	-
Grant Ross	21	25	4	69	400	19.05	-	3	22	-	-	-	-	-	-	-	-	-	-	-
Ryan Thomas	2	1	1	5*	5	-	-	-	1	-	6.3	1	20	1	20.00	1-2	-	-	39.0	3.08
Joel Turner	22	25	2	49*	364	15.83	-	-	29	4	1	1	0	0	-	-	-	-	-	0.00
Jared Weston	15	14	4	25*	93	9.30	-	-	8	-	125	21	490	27	18.15	4-20	1	-	27.8	3.92
Rory Weston	3	2	0	14	27	13.50	-	-	3	-	35.3	4	154	5	30.80	3-61	-	-	42.6	4.34
Sashi Yarramsetti	2	0	-	-	-	-	-	-	-	-	7	0	24	0	-	-	-	-	-	3.43



The winning St Albans 2B grade men's two-day on the last day of the season. Back row: Kris Alexander, Duane Pettet, Rory Weston, Lars Davison, Nathan Court, Steve Goodwin. Front row: Damien Dey, Jono Hamilton, Jared Weston, Grant Ross, Tom Ellis (front). Not present were team regulars Nick Baker (captain), Tom Burnap, Andy Murray and Joel Turner.



The new Hadlee Pavilion at Hagley Oval, situated in front of the Horticultural Society hall and where the Old Boys Collegians pavilion once stood. The building was opened in September in time for the 2015 World Cup.



St Albans Cricket Club

2015/16 PRE-SEASON TRAINING

at the
**New Zealand Cricket High Performance Centre
Calder Drive, Lincoln University**

For those wishing to trial for the following teams:

Premier, 2A and 2B Grade Men

Commencing Thursday, August 13, 2015 (7-9pm)
and every Thursday thereafter until September 24, 2015

A small charge of \$5 will be made per person to cover the costs
of hiring the nets - please bring this with you on the night.

Bring your own cricket gear - balls will be provided

New members are very welcome to attend. Other grades will be
catered for during September at the same venue if the need is there.

**Note: women's pre-season training dates and times will be
communicated directly to players when known.**

For further information contact:

Alan Jamieson (President/Chairman)

Dan Johnston (Men's Club Captain)

Barry van Beurten (Women's Club Captain)

Ph: 359 0110 (P) or 027 659 4425 (M)

Ph: 366 5884 (P) or 021 250 4783 (M)

Ph: 352 6533 (P) or 021 336 837 (M)



Above: In October Greg Dawson became the 63rd Saints men's player to play for Canterbury. He made 62 on his first-class debut against Wellington at Hagley Oval.

Top right: Prolific President's grade batsman Mark Hampton was the top run scorer in the club this season with 780.

Right: In January Scott Mason reached 1000 career wickets for St Albans in his 28th season with the club. He now sits at 1018 victims and is eyeing up Alan Jamieson's club record of 1271 in the coming seasons.



3C Grade Men

	P	W	L	T/NR	Place
One-day:	22	8	14	0	5th (9)

Pre-season 3C was looking good with a much stronger batting line-up and two left-arm quicks to add to our already capable bowling unit. This had us looking forward to improving on last season's effort. Yeah Right ...

In truth it became a season of fill-ins with over 40 individuals turning out for the side. Most Friday nights and Saturday mornings were spent hurriedly rustling together a team (thanks Ryan and co). However, we somehow managed to scrape a team together for all bar one game! Several other teams in the grade were in a similar position and some ended up having to drop out altogether. In all we missed five days of play due to defaults. By season's end the grade had lost four sides out of the 10 that were entered. This was unfortunate for us as all of these teams were behind us on the points table so we ended up last in the grade by default - pun intended - although we did win the playoff for fifth. Nonetheless, there were some highs worth documenting from during the season.

Our bowling was even stronger compared to last year. Newcomers Shaun Rush and Sashi Yarramsetti brought some venom to the attack with good pace, bounce and swing. Sashi returned the best figures of the season with 5-13 against eventual champs Prebbleton, though it was not enough to stop them passing our meagre score. Ben Thomson, Chris Upton, Raoul Asare, Paul Partridge and Adam Hardie plugged away with good line and length for most of the season and Ben also registered his maiden Saints five-wicket bag. Suhas Nawada and Ryan Thomas bamboozled batsmen with their slow bowling bags of tricks including Ryan taking three wickets in four balls to almost topple Prebbleton once again. While this meant that we often bowled good teams out for low scores, chasing them down was another story.

For the most part our top order was better than last season, but we still failed to show any level of consistency. There were some solid efforts from Chris, Paul, Shane Verma, Gaurav Sharma and Nick Hughes in their limited appearances during the season. Paul, despite being unavailable half of the time, managed to top the batting aggregates with a late streak of solid scores. The best innings was undoubtedly Nayan Nayyar's 121 against New Brighton. Batting second and chasing 238 to win, Nayan was in a hurry to head home to watch the India v South Africa World Cup pool match, so he offered to open the batting and go hard from ball one for a quick-fire 20 or 30. The plan worked incredibly well with Nayan racing off to 40-odd in the first 10 overs. His high-risk batting kept paying off and though he

tried, he just couldn't get out! Eighteen fours and two sixes later Nayan brought up the highest score for the 3Cs so far and earned his place on the club's batting leaderboard for the year. However, we failed to make the innings count by still losing the game. The only good news was that India knocked over tournament favourites South Africa, making it a great day overall for Nayan. Also, special mention to our guest stars: Jimmy Alabaster (96 not out), Jono Hamilton (88 not out) and Kim Smythe (53), with two of these innings contributing to victories.

Fielding was generally below par during the season with dropped catches often letting the foot off the throat, particularly after good starts with the ball. The feeling in the camp regarding our fielding ability was well summarised by Adam Hardie's easily audible call from the boundary of "ohh no!" after seeing a top edge flying up in the direction of the notoriously dodgy hands of Ben Thomson. We were though well served by our keepers this season. The athletic Shane Verma took the gloves pre-Christmas; the verbose Gaurav took over, showing great skill in standing up to the wily Ryan and Suhas; plus there was a brilliant cameo from Mark Higgins, who took the catch of the season - a one-handed, full-stretch diving effort down the leg side.

Injuries were possibly the other main theme of the season with Richard Carrigan breaking his ankle after stumbling on the club pavilion's treacherously even stairs; Nim Sri blew his ankle out playing touch; Sashi's knee; Ricky Jacobs' shoulder; Shaun and Steve Foxcroft's hamstrings ... at times it seemed a miracle we had anybody at all to play.

Suhas Nawada was the 3Cs player of the year for 2014/15. In a team without a standout performer Suhas was the most committed by far. He bowled some killer spells of leg-spin under pressure, batted anywhere in the order and showed up for every game and practice. Suhas also stood out as a true club man, making himself available for any team who needed him when the inevitable "they've defaulted" message arrived. Suhas helped out doing everything from taking stunning catches subbing in 2A down to bowling a super economical spell for 4B. He also delivered two excellent bowling efforts for 2B - one to turn around a one-dayer that could have slipped away and another match-changing second-day effort later in the season.

Mentions must also go to all the following: Nav, Rob, Jimmy, Logan, Justin, Mark, Mike, Nim, Stumpy, Kim, Bob, RJ, Daygo, James, Scott, Abe, Ash, Danny, Mustard, Damien, Kris, Jono and Raj - without whom we wouldn't have played any games at all.

Ben Thomson

3C Grade Men Averages, 2014/15

	Mat	Inn	NO	HS	Runs	Ave	100	50	Ct	St	O	M	R	W	Ave	Best	4wi	5wi	SR	Econ
James Alabaster	3	3	1	96*	108	54.00	-	1	-	-	-	-	-	-	-	-	-	-	-	-
Raoul Asare	9	8	0	14	41	5.13	-	-	-	-	45	9	153	10	15.30	3-15	-	-	27.0	3.40
Richard Carrigan	5	4	0	40	71	17.75	-	-	-	-	1	0	7	0	-	-	-	-	-	7.00
Steve Foxcroft	6	6	3	37*	92	30.67	-	-	-	-	-	-	-	-	-	-	-	-	-	-
Adam Hardie	8	8	2	36	80	13.33	-	-	1	-	52	6	212	7	30.29	2-16	-	-	44.6	4.08
Mark Higgins	2	2	0	26	29	14.50	-	-	-	-	-	-	-	-	-	-	-	-	-	-
Nick Hughes	5	5	0	21	76	15.20	-	-	2	-	4.3	0	59	3	19.67	1-3	-	-	9.0	13.11
Mike Joblin	2	2	1	10	11	11.00	-	-	-	-	6	3	3	1	3.00	1-3	-	-	36.0	0.50
Justin McLeod	3	2	1	4*	4	4.00	-	-	-	-	-	-	-	-	-	-	-	-	-	-
Suhas Nawada	14	14	1	20*	87	6.69	-	-	-	-	48	2	234	11	21.27	3-44	-	-	26.2	4.88
Nayan Nayyar	5	5	0	121	198	39.60	1	-	-	-	6	0	38	3	12.67	2-22	-	-	12.0	6.33
Paul Partridge	10	10	0	64	233	23.30	-	1	-	-	38.3	8	152	8	19.00	3-18	-	-	28.9	3.95
Jonathan Price	2	2	0	1	1	0.50	-	-	-	-	-	-	-	-	-	-	-	-	-	-
Shaun Rush	12	11	4	13	55	7.86	-	-	1	-	63.3	8	275	9	30.56	4-29	1	-	42.3	4.33
Gaurav Sharma	7	7	0	55	117	16.71	-	1	-	-	-	-	-	-	-	-	-	-	-	-
Navjodh Singh	4	3	1	4	5	2.50	-	-	1	-	6	2	12	2	6.00	2-8	-	-	18.0	2.00
Kim Smythe	2	2	0	53	60	30.00	-	1	-	-	-	-	-	-	-	-	-	-	-	-
Nim Sri	2	2	0	7	8	4.00	-	-	1	-	5.4	2	19	0	-	-	-	-	-	3.35
Robin Staniland	4	4	0	21	28	7.00	-	-	-	-	-	-	-	-	-	-	-	-	-	-
Ryan Thomas	15	12	3	19*	46	5.11	-	-	3	-	73.5	10	307	23	13.35	4-15	2	-	19.3	4.16
Ben Thomson	12	11	0	15	57	5.18	-	-	1	-	72	7	323	22	14.68	5-45	-	1	19.6	4.49
Chris Upton	12	12	1	48	144	13.09	-	-	4	-	28	0	140	7	20.00	2-26	-	-	24.0	5.00
Shane Verma	7	7	0	72	127	18.14	-	1	3	-	-	-	-	-	-	-	-	-	-	-
Logan Webster	3	3	0	9	11	3.67	-	-	-	-	4	0	55	1	55.00	1-12	-	-	24.0	13.75
Sashi Yarramsetti	11	9	0	11	47	5.22	-	-	-	-	71	11	214	14	15.29	5-13	-	1	30.4	3.01

Note: not all catches/stumpings known.

4B Grade Men

	P	W	L	T/NR	Place
One-day (bot 8):	23	7	16	0	5th (8)

I would like to thank all the guys from my team for making it a semi-enjoyable season, with at least more than one win recorded! Now there's an old saying "catches win matches" and batting time can win you matches too. Well, this team doesn't tend to go by these sayings. A lot of dropped chances and not batting our overs cost us a number of wins, but when we did take catches they were often amazing ones.

Three people stood out during the season, for various reasons. John Bascand ("JB") was conspicuous for his dropped catches off our young firebrand Ash Barrett. Given the amount of times he thought he was playing football instead of cricket, he must have had some sore legs after some of our games. We'll organise the team to chip in to sort him out with some hockey shins guards next season!

The second person is Ahsan Aziz, who was good for the first 20 overs but then must've suffered from frequent blood sugar crashes as he'd then often fall asleep on his feet in the field or while waiting to bat!

The third is our angry fast bowler Ash. Every team needs a player like him in their team. By the end of the season every opposition side knew who Ash was. He was never short of something to say to the other team, be it while batting, bowling or in the field. An entertaining moment of the season came when we had the City Eagles three down early on while chasing a small total. From second slip Ash piped up with a call of "you've got a big hole in your bat" after the new batsman had a big swing and a miss, producing a big laugh. But the grins were soon wiped off our faces as the batsmen sent the very next ball sailing far beyond the rope for six. He quickly snapped back with "there's no hole in this bat, mate" and proceeded to wallop 54 off about 20 balls to win them the game. Lesson learned ... maybe?

Star individual performances were few and far between but the stand-outs were: Ash (leading run-scorer and equal-second highest wicket-taker), Danny Cunningham (top wicket-taker for two years running), Abe MacDougall (26 cheap wickets and a tidy economy rate) and Jason McKey (most dismissals by a Saints afternoon grade wicket-keeper).

Well, it was a tough season but we did finish much better than we started - six wins in our last 10 games after just one victory in our first 13 is a decent comeback. A mid-table placing is respectable, though not quite the lofty heights of last year. So here's looking to next season and hopefully seeing all the guys back again.

Abe MacDougall

4B Grade Men Averages, 2014/15

	Mat	Inn	NO	HS	Runs	Ave	100	50	Ct	St	O	M	R	W	Ave	Best	4wi	5wi	SR	Econ
Raoul Asare	2	2	0	24	24	12.00	-	-	2	-	8	0	33	0	-	-	-	-	-	4.13
Ahsan Aziz	14	13	2	36	116	10.55	-	-	3	-	57	2	247	10	24.70	3-18	-	-	34.2	4.33
Ash Barrett	19	19	2	53	379	22.29	-	2	8	-	127.3	12	448	26	17.23	3-21	-	-	29.4	3.51
John Bascand	17	17	1	38*	241	15.06	-	-	5	-	5.3	0	34	2	17.00	1-1	-	-	16.5	6.18
Kevin Bishop	11	10	0	30	74	7.40	-	-	1	-	10.4	1	70	1	70.00	1-11	-	-	64.0	6.56
Danny Cunningham	22	21	1	31	171	8.55	-	-	7	-	141.4	18	520	30	17.33	4-17	3	-	28.3	3.67
Steve Foxcroft	6	6	1	57	104	20.80	-	1	-	-	-	-	-	-	-	-	-	-	-	-
Vaibhav Gandhi	5	4	1	42*	73	24.33	-	-	1	-	8.3	0	50	0	-	-	-	-	-	5.88
Trevor Halkett	3	3	1	16	28	14.00	-	-	2	-	6	0	27	1	27.00	1-27	-	-	36.0	4.50
Ricky Jacobs	2	2	1	7	7	7.00	-	-	-	-	-	-	-	-	-	-	-	-	-	-
Abraham MacDougall	21	20	1	56	282	14.84	-	1	7	-	83.3	7	284	26	10.92	5-18	2	1	19.3	3.40
Jacob MacDougall	5	5	1	17	19	4.75	-	-	3	-	7	0	36	3	12.00	2-4	-	-	14.0	5.14
Chris McFarlin	3	3	1	22*	35	17.50	-	-	-	-	2	0	20	0	-	-	-	-	-	10.00
Jason McKey	22	19	3	36	157	9.81	-	-	17	-	3	0	35	0	-	-	-	-	-	11.67
Kris Pagan	20	16	4	19	82	6.83	-	-	1	-	80	1	396	13	30.46	4-5	1	-	36.9	4.95
Michael Sherwood	18	17	2	38	121	8.07	-	-	4	-	10	1	66	3	22.00	2-14	-	-	20.0	6.60
Shay Smith	4	3	2	14*	26	26.00	-	-	1	-	11	1	58	5	11.60	4-6	1	-	13.2	5.27
Ryan Thomas	2	2	0	6	6	3.00	-	-	-	-	11	3	51	2	25.50	1-12	-	-	33.0	4.64
Darryn Williamson	18	16	0	44	176	11.00	-	-	1	-	70.2	5	384	21	18.29	3-18	-	-	20.1	5.46

President's Grade Men

	P	W	L	T/NR	Place
One-day (main):	18	17	1	0	1st (10)
One-day (top 4):	5	1	4	0	2nd (4)
Total:	23	18	5	0	

Following our successful 2013/14 season the lads enjoyed a boy's weekend away in Hanmer where many a story was told and team spirit was cemented. A month out from the new season everyone confirmed they were once again available to play and the squad was bolstered by the return from injury of a quality all-rounder in Flav (Pierre Flavell). This gave us 18 players for the season and the captain was optimistic that we would once again be a competitive team in the grade.

Mid-September arrived and Alan Jamieson asked if the President's lads would like to help the club out by attending the last couple of pre-season trainings at Lincoln. The captain agreed but assured AJ that it was highly unlikely that too many of the team would turn up - how wrong I was!

Good turnouts each week helped blow the cobwebs out of the system. The level of banter at these sessions filled me with great satisfaction as it confirmed that the team culture we had worked hard on over the previous year had not only survived the winter but had in fact strengthened. We were not just a group of guys who got together once a week to play cricket but a fantastic bunch of mates who enjoyed each other's company while playing the game we love.

The first game arrived and the team set out to prove that our title the previous season was not earned through luck or the underperformance of some of the more fancied teams in the grade. As it turned out we did alright:

- Game 1 - won by 8 wickets
- Game 2 - won by 10 wickets (with 28 overs to spare)
- Game 3 - won by 6 wickets
- Game 4 - won by 7 wickets
- Game 5 - won by 9 wickets
- Game 6 - won by 4 wickets
- Game 7 - won by 9 wickets (chasing 189 with rain threatening)
- Game 8 - won by 5 wickets
- Game 9 - won by 6 wickets
- Game 10 - won by 38 runs
- Game 11 - won by default (played 3C and won that too!)

- Game 12 - won by 90 runs (some bloke got his 1000th club wicket during this game)
- Game 13 - won by 10 wickets (with 25 overs to spare)
- Game 14 - won by 3 wickets (with 3 balls to spare; great game)
- Game 15 - won by 7 wickets (to secure the grade win)
- Game 16 - won by 17 runs (great run chase by East Shirley Gold but we held our nerve)
- Game 17 - lost by 66 runs (whoops, a slight hiccup)
- Game 18 - won by 9 wickets (after being 1/1 chasing 166)

Seventeen wins and one loss in the main competition - we'll take that! Our run of 16 consecutive wins enabled us to wrap up the grade win with three weeks to spare, thus producing our own special piece of club history by becoming the first St Albans President's grade team to win back-to-back grade titles.

We headed into the Top 4 section a little less focused - and one man down with Flav out from a season-ending finger injury picked up in the last game - as we had achieved our main season's goal. We knew there was only one thing we had to do and that was win our semi-final to ensure we got to play in the final for another chance at a trophy - mission accomplished, despite losing all three round-robin games. The hard-fought final was deservedly won by Merivale-Papanui by 25 runs, but it could so have gone our way had a few early chances been taken.

Consistency is the key to winning the grade and week in, week out this was displayed by Reado (Dean Read), Hampo (Mark Hampton) and Eagle (Brad Smith) along with several moments of brilliance from Flav, Jacko (Dave Jackson), Jimmy (James Alabaster), Rich (Richard Mather), Spoff (John Hillary), Stumpy (Jonny Price), Bazza (Barry Cox), Slam (Duncan Hutton), RJ (Robin James), Muzza (Murray Griffin) and DC (Dave Collings).

The experienced guard of Daygo (Graham Curgenvin) and Selly (Selwyn Cox) showed no signs of slowing down. In fact, they put several of the "youngsters" to shame when it came to post-game consumption of the liquid amber (Daygo) and the odd piece of awesomeness on the field (Selly).

Unfortunately Spud's (Matt Doolan) season was cut short but he performed well in the two games he played. Two standout highlights were Hampo's brilliant hundred against East Shirley Blue and RJ's hat-trick (his first ever!) against East Shirley Gold. Not too sure what the captain did ...

Without hesitation I can say that I am extremely proud to have captained this outstanding group of guys each week. They are a talented bunch of cricketers who play the game hard but in the right spirit - the most important thing being not to win at all costs but to

win having played a good, clean game (if you are out, then you will be given out and you walk if you hit it) and having fun at the same time (mostly at each other's expense), which is a good lead-in to the annual BBBB awards:

- Player of the year: Hampo
- Best batsman: Reado
- Best bowler: Eagle
- All-rounder of the year: Rich
- Harbour Bridge (most fielding mishaps): Flav
- Carthorse award (most impacted by age): Reado
- Mr Grumpy: Jimmy

Also a few career milestones passed during the season:

- Stumpy - 5000 President's grade runs
- Jacko - 150 President's grade wickets and 100 President's grade games
- Hampo - 4500 President's grade runs
- Reado - 4500 BBBB runs (becoming the leading run scorer in BBBB history)
- DC - 1000 President's grade runs and 50 President's grade wickets
- Daygo - 1000 BBBB career runs (finally, and what a shot he played to bring it up)
- Potty - 1000 club wickets

A special mention has to be made to all those lovely partners who took time out at some stage during the season to supply the team with a variety of afternoon tea items. These ranged from freshly-baked scones with jam and cream to homemade sausage rolls to pizza and let's not forget the Elmo and Cookie Monster cupcakes. Perhaps this is the secret to our success: the sooner we knocked the opposition over the quicker we could add to our waistlines! And, of course, we can't forget the weekly fielding biscuits supplied by Jimmy.

To be fair, a big thank you has to go to all the wives and partners for allowing us big kids to indulge in our cricketing passion each week, especially to Carolyn for putting up with all the time I spend on cricket (both playing and organising).

Thanks for a great season and some outstanding memories lads and hopefully everyone will be back for next season. I can't wait for it all to happen again in October. May the weather be warm and the beer cold come cricket season. Cheers!

Potty (Scott Mason)

President's Grade Men Averages, 2014/15

	Mat	Inn	NO	HS	Runs	Ave	100	50	Ct	St	O	M	R	W	Ave	Best	4wi	5wi	SR	Econ
James Alabaster	17	15	3	66*	299	24.92	-	2	5	-	19	2	100	1	100.00	1-27	-	-	114.0	5.26
David Collings	11	9	1	48	110	13.75	-	-	5	-	15	1	100	3	33.33	2-30	-	-	30.0	6.67
Barry Cox	9	8	0	50	142	17.75	-	1	3	-	-	-	-	-	-	-	-	-	-	-
Selwyn Cox	8	4	0	6	10	2.50	-	-	1	-	-	-	-	-	-	-	-	-	-	-
Graham Curgenven	14	5	1	4	9	2.25	-	-	2	-	7.1	0	49	2	24.50	2-30	-	-	21.5	6.84
Matt Doolan	2	1	0	17	17	17.00	-	-	-	-	4	0	20	0	-	-	-	-	-	5.00
Pierre Flavell	16	10	3	80*	332	47.43	-	2	8	-	92.5	12	327	17	19.24	3-9	-	-	32.8	3.52
Murray Griffin	10	4	3	20*	45	45.00	-	-	3	-	68.5	14	244	13	18.77	4-16	1	-	31.8	3.54
Mark Hampton	18	17	4	104*	780	60.00	1	7	6	-	13.1	0	63	0	-	-	-	-	-	4.78
John Hillary	13	9	4	40*	92	18.40	-	-	4	1	35	4	162	4	40.50	1-10	-	-	52.5	4.63
Duncan Hutton	12	3	2	20	34	34.00	-	-	4	-	90	14	383	21	18.24	4-34	1	-	25.7	4.26
Dave Jackson	13	3	1	9	18	9.00	-	-	-	-	89.1	11	393	25	15.72	5-37	-	1	21.4	4.41
Robin James	10	7	1	65	194	32.33	-	2	4	-	71.5	9	261	16	16.31	3-20	-	-	26.9	3.63
Scott Mason	22	7	6	21*	68	68.00	-	-	8	-	164.5	34	556	39	14.26	4-28	1	-	25.4	3.37
Richard Mather	12	11	5	81*	268	44.67	-	2	9	-	56	2	254	9	28.22	2-6	-	-	37.3	4.54
Jonathan Price	18	12	1	23*	92	8.36	-	-	1-	2	-	-	-	-	-	-	-	-	-	-
Dean Read	18	16	5	89*	670	60.91	-	6	14	-	-	-	-	-	-	-	-	-	-	-
Brad Smith	14	6	1	73	102	20.40	-	1	5	-	107.4	18	342	23	14.87	3-12	-	-	28.1	3.18



The victorious President's grade men's team. Back row: Duncan Hutton, Pierre Flavell, Dave Jackson, Murray Griffin, Mark Hampton. Middle row: James Alabaster, Graham Curgenven, Jonathan Price, Scott Mason, Dean Read. Front: Brad Smith. Other regulars not pictured: Barry Cox, Dave Collings, John Hillary, Robin James, Richard Mather and Selwyn Cox.



The winning Premier men's one-day team. Back row: David Perry (scorer), Jack Harper, Nathan Roberts, George Earl, Ben Langrope, William Southby, James Southby, Richard Pithey (coach). Front row: David Armitt, James Bevin, James O'Gorman (captain), Aaron Johnstone, Matt Holstein.

Cavaliers Twenty20 Grade Men BLUE

	P	W	L	T/NR	Place
Twenty20 (bot 8):	22	4	18	0	8th (8)

Day turns into night, summer turns into winter. The final instalment of the Balgay County trilogy hit all the oldest clichés. Our first season was met with unbridled success from all perspectives, a runaway train at the box office that made millionaires out of madmen. The follow-up season sought to climb onto its older sibling's shoulders and reach even higher peaks, but never made it out of the shadow of the colossus. This time round Balgay County was back in a gritty reboot - a team scorned, searching for legitimacy in the cruel world of Twenty20 cricket. And, as if the team's internal struggles were not enough to deal with in 2014/15, we too were hypnotized by the build-up, battles and blowouts of the Black Caps at the Cricket World Cup.

Just as Brendon McCullum won the hearts of the nation with his swashbuckling batting, so too did Ben Murdoch produce some stellar performances up the order. After an early season line-up change saw Ben drop to No. 5, he quickly regained confidence and technique that earned him a place opening the innings. His 68 not out featuring a late flurry of sixes is a highlight. Daniel McCormick also imitated McCullum's innovative and aggressive captaincy, by experimenting with what can only be described as "unorthodox" field settings.

Grant Elliott silenced the nay-sayers by carrying the national team further than we fans dared to dream, with a "Donaldesque" semi-finals appearance. So too did Balgay County possess an all-round Renaissance man in our home-grown hero Johnny Logan. He proved efficient and effective with both bat and ball, no more so than when he stunned spectators during one outing with game statistics of 42 and 3-12, including a hat-trick. Johnny will no doubt lead Balgay County to redemption when the indoor season begins.

Of course the greatest stepping stone in Balgay County's search for legitimacy came unexpectedly, in a cardboard box addressed to Holly Road HQ. Crisp white polos with the Balgay County crest resplendent over our hearts, every team member who wore one grew an arm and a leg to defend BC pride. Merchandise deals are currently being negotiated for the basketball, golf and touch arms of Balgay County.

And hope springs eternal. Just as Brendon and the Black Caps seek to continue their fairy tale script after their tournament finale in Melbourne, Balgay County will return in the next exciting episode of this young club's history. Many thanks must go to Jules and the rest of the tireless worker at St Albans for putting up with our rock star personas. While our agents await film contracts the team looks forward to the next exciting instalment of the Balgay County cricketing masterpiece. BC for life.

Daniel McCormick

Cavaliers Twenty20 Grade Men GOLD

	P	W	L	T/NR	Place
Twenty20 (bot 8):	22	10	12	0	4th (8)

An ode to the Twenty20 Gold team ...

The day was hot and steamy when the GOLDS went in to bat, for MARK had lost the toss, the team was sure of that, the openers they were edgy, as the wicket might take seam and spin, then after BAKER'S box had slipped, we knew that things looked grim.

However Baker and HOULT started brilliantly, their totals were well compiled, it was a test of their skill and guts, their composure was certainly on trial, At 20 for no wicket down, confidence and a swagger were in their minds, then Houltly played an awful shot and was out caught behind.

Now GOLDSBROUGH, our regular batting saviour, came out at number three, the first ball he faced saw him LBW after hitting him squarely on the knee, however PRICE knew the price was right after buying his brand new bat, and he and HIGGINS started to right the innings and both were full of chat.

Soon Price was on his way, the bugle blew retreat, 66 for four, everyone knew that there needed to be much, much more, then COXY strode to the wicket, a vice-captain's knock required, the sun shone off his glistening pate, while the rest of him perspired.

Sixes and fours flew off their bats, their footwork was fast and free, many times the ball went into the creek and over many a leafy tree, one by one the last wickets fell, 147, was reached - was it a winning score? but until the opposition had batted no-one could be sure.

Now ANDERSON and WOODHAM opened with a right and left-hand attack, at lightning pace they sent them down, the opposition were under heavy flak, they had done their research as they exploited the conditions well, it was soon a steady walk, backwards and forwards as the wickets fell.

Higgins came on and sent a yorker down, this kept the outfield talking, but when Goldy starts to jog - or even run - instead of just plain walking, we knew, yes, we knew and without wanting to skite or boast, we knew we had them well and truly on lightly-buttered toast.

Under the blazing sun, like legends we toiled at our own leisurely pace, the lads were all chirpy and for once not thinking about saving face, Coxy's grin was getting wider, one hand was in his pocket, when a square cut flashed by hitting the boundary like a rocket.

The team all glared at him, the game was tight, but the captain took heart, one inch further to the right and Coxy would have lost a vital part, with one to fall, one over to go and 145 the score, no-one wanted a draw, so Higgins gave the last over to Baker and begged him for just one more.

The crowd was hushed and time stood still as Baker thundered in, down went the ball, just a red streak - lo and behold out came the middle pin, a roar went up, the team cheered and did high-fives for they had good reason, this win was just one of many in an otherwise enjoyable season.

Cavaliers Twenty20 Grade Men GOLD Averages, 2014/15

	Mat	Inn	NO	HS	Runs	Ave	100	50	Ct	St	O	M	R	W	Ave	Best	4wi	5wi	SR	Econ
Ben Anderson	10	9	2	34	134	19.14	-	-	-	-	6	0	46	1	46.00	1-7	-	-	36.0	7.67
Scott Baker	18	18	1	40	281	16.53	-	-	-	-	22.5	0	172	4	43.00	2-23	-	-	34.3	7.53
James Cox	18	14	3	40	115	10.45	-	-	-	-	66.2	5	428	20	21.40	3-18	-	-	19.9	6.45
Andy Elcock	8	8	2	24	53	8.83	-	-	-	-	19.4	1	113	6	18.83	2-16	-	-	19.7	5.75
Michael Goldsbrough	18	16	3	52*	247	19.00	-	1	-	-	70	2	383	13	29.46	2-22	-	-	32.3	5.47
JJ Grant	3	3	0	8	11	3.67	-	-	-	-	2	0	20	0	-	-	-	-	-	10.00
Mark Higgins	19	19	7	123*	528	44.00	1	1	-	-	59	1	321	23	13.96	4-13	1	-	15.4	5.44
Corrie Hoult	14	10	2	10*	51	6.38	-	-	-	-	33	1	190	9	21.11	2-11	-	-	22.0	5.76
Geoff Macintyre	7	7	1	42*	97	16.17	-	-	-	-	24	3	92	8	11.50	3-11	-	-	18.0	3.83
Sinclair McMath	3	3	1	35*	38	19.00	-	-	-	-	-	-	-	-	-	-	-	-	-	-
Samuel Price	15	11	3	41*	93	11.63	-	-	-	-	4	0	43	0	-	-	-	-	-	10.75
Andy Rogers	4	3	0	13	24	8.00	-	-	-	-	6	0	16	3	5.33	2-14	-	-	12.0	2.67
Jamie Thomson	18	14	3	16	86	7.82	-	-	-	-	3	0	31	0	-	-	-	-	-	10.33
Edward Woodham	7	6	2	23*	73	18.25	-	-	-	-	25	0	136	6	22.67	2-12	-	-	25.0	5.44

Note: catches/stumpings not known.

Final Women's Competition Points

Premier Cup (one-day)

Lancaster Park Woolston	75
St Albans	62
Old Boys Collegians	45
East Christchurch Shirley	39
Sydenham	32

Final: **St A beat LPW**

Premier Twenty20

Lancaster Park Woolston	25
Old Boys Collegians	20
East Christchurch Shirley	15
Sydenham	10
St Albans	5

Final: LPW beat OBC

Division 1 (one-day)

Riccarton Gold	97.62
Old Boys Collegians	85.86
St Albans	85.28
Ashburton College	61.92
Sydenham Stars	47.25
East Chch Shirley-Lanc Park Woolston	19.58

Final: OBC beat Ricc Gold

3rd Place: **St A beat Ash Coll**

5th Place: Syd Stars beat ES-LPW

Division 1 (Twenty20)

Riccarton Gold	25
Old Boys Collegians	20
Sydenham Stars	10
St Albans	10
Ashburton College	10
East Chch Shirley-Lanc Park Woolston	0

Final: Ricc Gold beat OBC

Division 2

St Albans	108.70
Riccarton Green	78.50
Merivale-Papanui	76.31
Heathcote	58.02

Final: **St A beat Ricc Green**

3rd Place: MP beat Heath

Year 7/8 - Late 2014 Competition

St Albans Heaton	40
Old Boys Collegians-Country Gold	25
St Albans Gold	20
Sydenham 31 Red Stars	20
Tai Tapu Gold	5
Heathcote JG1	0

Year 7/8 - Early 2015 Competition

St Albans Heaton	25
Old Boys Collegians-Country Gold	20
Sydenham 31 Red Stars	20
St Albans Gold	20
Tai Tapu Gold	5
Heathcote JG1	5

Premier Women

	P	W	L	T/NR	Place
One-day:	13	9	4	0	1st (5)
Twenty20:	4	0	4	0	5th (5)
Total:	17	9	8	0	

This season saw a couple of key players in Meg Kendal and Janet Brehaut lured overseas and Nat Cox out with injury. The hard work that Barry van Beurten had been doing put us in good stead numbers-wise leading into the season.

A round of Twenty20s was reintroduced in the middle of the season to complement the 50-over competition.

We were fortunate to have Pierre Flavell putting his hand up to coach this year. Pierre was a great asset to the group, his organisation and enthusiasm meant everything always ran smoothly and the girls learnt a lot from him.

The first three rounds were on artificial pitches at Warren Park. Both Premier games were held there so it was nice to see how everyone else was playing at the beginning of the season. We were fortunate to have our numbers boosted by Claudia Green and Tayla Brown, who made the trip down from Nelson. After being bowled out for 155 by Old Boys Collegians in our opening game, Sophie Oldershaw proved the difference by claiming 5-18 and leading us to an unlikely victory to kick the season off in good fashion.

Contributions from every player was again the key to our success, with a number of highlights during the season. A big one was Thamsyn Newton scoring her maiden 100 for the club. The second time she passed 50 she also kicked on to score 100 to finish with a healthy conversion rate. Combining her runs with being the team's top wicket-taker (14) Thamsyn had a successful season and was the deserved winner of the club's young female player of the year award.

Gabby Sullivan was consistent with the ball throughout the season and claimed a valuable four wickets to curb the early flow of runs from Lancaster Park Woolston and help lead us to victory in the final. After narrowly missing out on a 50 (49 not out) I'm sure Gabby will be looking forward to next season to achieve this milestone.

Georgia Clarke was again a consistent performer and surpassed her previous highest score of 31 not out with 45 - including a six!

Katie Morris often had to leave early for work so when asked if she

would open the batting she happily obliged. It was a successful move after she got her top score of the season (and career) of 37, though she laughed it off saying she was surprised she lasted that long!

Kaylee Tavendale was an enthusiastic regular with her miserly bowling proving difficult to get away and claimed a valuable seven wickets.

Elrie Jordaan always provided the witty comments and entertainment whenever we got a wicket and played a crucial innings in a close game against East Christchurch Shirley to allow us to win by one wicket.

Tegan Weston contributed in all areas of the game including a couple of direct-hit run outs. Paige van Beurten was a jack of all trades: batting, bowling and wicket-keeping! Sophie Gray made the move up from Division 1 and certainly held her own so we look forward to her making regular appearances next year. Thanks to everyone who filled in at times throughout the season and allowed us to put a team on the park.

LPW led the way for most of the season, winning the Twenty20 competition and topping the one-day table up until the final. After being asked to bat first we posted a credible 281 thanks to Amy's fourth century of the season, 42 from Lea Tahuu and 39 from Tegan. Frances Mackay and Hayley Aburn got LPW off to a good start being ahead of the required run rate for the first 10 overs. After Lea made the initial breakthrough, Gabby ripped through the middle order claiming 4-21 and was ably supported by Katie Morris who took 3-2. We knew Frances Mackay would be their key player and once we managed to dismiss her we were able to bowl LPW out for just 91 to complete a convincing win and top off another successful season.

Although our representative stocks were a little down on last year we were still well represented with Courtney Buckman, Lea, Thamsyn and Amy in the Canterbury Magicians along with Georgia Clarke making her debut for Otago. Courtney and Thamsyn were also joined by Gabby and Sophie Oldershaw in the Canterbury Under-21s team which competed at the national tournament in December, finishing a credible second. Georgia and Thamsyn were also selected in a New Zealand emerging talent group which trained with the White Ferns for six days before the England series. Both players are an exciting talent and ones to watch in the next few years. Lea and Amy were again selected to represent New Zealand in series against the West Indies, England and India.

Overall it was another successful season coming away with the three-peat and multiple players gaining higher honours in recognition of their efforts. Thanks again to everyone who has helped out this season, especially to Pierre and Barry.

Amy Satterthwaite

Premier Women Averages, 2014/15

	Mat	Inn	NO	HS	Runs	Ave	100	50	Ct	St	O	M	R	W	Ave	Best	4wi	5wi	SR	Econ
Tayla Brown	2	2	0	3	3	1.50	-	-	-	-	-	-	-	-	-	-	-	-	-	-
Courtney Buckman	5	5	0	50	99	19.80	-	1	1	-	9.2	0	56	0	-	-	-	-	-	6.00
Georgia Clarke	10	7	3	49	122	30.50	-	-	1	-	54	8	184	8	23.00	3-22	-	-	40.5	3.41
Natalie Cox	3	2	0	62	97	48.50	-	1	1	-	-	-	-	-	-	-	-	-	-	-
Punam Dahya	5	4	1	6*	10	3.33	-	-	-	-	4	0	36	0	-	-	-	-	-	9.00
Jude Gray	3	3	0	0	0	0.00	-	-	-	-	-	-	-	-	-	-	-	-	-	-
Sophie Gray	8	8	1	25	66	9.43	-	-	1	-	-	-	-	-	-	-	-	-	-	-
Claudia Green	2	1	0	13	13	13.00	-	-	2	-	8.5	0	34	2	17.00	2-23	-	-	26.5	3.85
Elrie Jordaan	9	4	3	9*	10	10.00	-	-	-	-	16.5	1	66	3	22.00	2-4	-	-	33.7	3.92
Katie Morris	14	12	1	37	195	17.73	-	-	3	-	55.2	3	252	9	28.00	3-2	-	-	36.9	4.55
Thamsyn Newton	10	10	2	124*	409	51.13	2	-	8	-	43	5	161	14	11.50	4-18	1	-	18.4	3.74
Sophie Oldershaw	15	11	2	18	52	5.78	-	-	2	-	64.2	2	319	11	29.00	5-19	-	1	35.1	4.96
Melanie Puckett	4	3	0	9	15	5.00	-	-	1	-	6	0	46	0	-	-	-	-	-	7.67
Amy Satterthwaite	8	8	3	180	711	142.20	4	1	1-	-	28.5	6	52	9	5.78	3-6	-	-	19.2	1.80
Hayley Schimanski	1	0	-	-	-	-	-	-	-	-	-	-	-	-	-	-	-	-	-	-
Gabrielle Sullivan	10	10	2	49*	146	18.25	-	-	-	-	60.3	13	213	11	19.36	4-21	1	-	33.0	3.52
Lea Tahuu	8	5	1	50*	154	38.50	-	1	5	-	41	5	108	6	18.00	2-14	-	-	41.0	2.63
Kaylee Tavendale	13	7	0	1	2	0.29	-	-	4	-	32.3	3	134	6	22.33	3-1	-	-	32.5	4.12
Ruth Tuivakano	1	1	0	0	0	0.00	-	-	-	-	-	-	-	-	-	-	-	-	-	-
Kate van Beurten	3	2	1	5*	6	6.00	-	-	2	-	-	-	-	-	-	-	-	-	-	-
Paige van Beurten	6	6	3	15	37	12.33	-	-	2	-	7.5	0	55	0	-	-	-	-	-	7.02
Tegan Weston	11	11	0	51	179	16.27	-	1	3	-	38	3	168	3	56.00	1-8	-	-	76.0	4.42
Savannah Winter	1	0	-	-	-	-	-	-	-	-	2	0	7	0	-	-	-	-	-	3.50

Division 1 Women

	P	W	L	T/NR	Place
One-day:	15	11	4	0	3rd (6)
Twenty20:	5	2	3	0	3rd= (6)
Total:	20	13	7	0	

Once again it was a very successful season with 11 wins from 15 one-day games this season. We have a very stable team - with almost the entire team from last year returning - and we expect almost all will be back again next year. To sum up the year in a sentence: we have quickly becoming a team of all-rounders. Several players hit personal milestones and beat their previous bests with the bat this season.

Hayley Schimanski took over the captaincy halfway through the year and at about the same time she came up with us to the District High School Girls' Tournament in Wanganui. These two things seemed to be a turning point for her. She had had a quiet season prior to Christmas, but after the break she dominated the batting, regularly scoring 30s and 40s. She finished the season with an average of 23, well up on last year's 11. It was this consistent display of batting (especially post-Christmas) that gave me no choice but to name Hayley as the team's MVP. Her bowling also improved during the season as did her captaincy skills. She should be exceptionally proud of her season and her dominance with the bat in the New Year.

Kate van Beurten capably captained the team leading up to Christmas and she batted well, often opening the innings. We did not see much of her after Christmas as her main sport (volleyball) took precedence. Overall she had a good season averaging over 30 with the bat, with probably the highlight being that she was the second highest scorer in the Saints team that went to Wanganui. We hope to get you back for the occasional game(s) next season.

Mikayla Lewis also came away with the Saints girls for the first time to Wanganui and immediately beat some personal batting bests upon her return. It seems like this tournament is not only fun to participate in but also gives the girls experience playing at a higher level, helping them advance in club cricket. Like Hayley she also more than doubled her batting average from last year: from seven to 17. So well done Mikayla, I expect next year to be even better still.

Savannah Winter had the expected success opening the bowling, emerging the top wicket-taker for the season. However the highlight was hitting an unbeaten 49 in her last game, where her previous highest score was in the teens, if that. The knock came against a good, full-strength Ashburton College side that had beaten us once

during the season. I am sure she will be pushing to be higher up the batting order next season with her new-found abilities.

Paige van Beurten had a season playing between Division 1 and the Premier team. It is fair to say that she had relatively more success at Premier level, averaging 12 with the bat as compared to averaging 19 in Division 1. She was in a cluster of girls that took between 5-10 wickets during the season. She made the Canterbury Under-15s squad that went to Wanganui and scored 50 not out against a boys' team in practice game.

Kate Murray had some excellent batting partnerships, especially when batting with Kate van Beurten. They worked really well together with fabulous running between the wickets. Her bowling improved throughout the season and she took several wickets. Based on her stats she should expect a heavier bowling role next season.

Sophie Gray had a phenomenal season with the bat in Division 1 this season. She was easily the side's best batter. After scoring several fifties in this grade (with an average in the mid-40s) and playing under -15s representative games she forced her way into our Premier women's team towards the end of the season. She is very promising with the gloves, having been named Canterbury U15 wicket-keeper. Well done on your best season with the club so far Sophie.

Amelia Webber was warmly welcomed to the team mid-season from one of the junior teams. She quickly repaid our trust in her by becoming the second highest wicket-taker in the team and formed a handy new-ball bowling partnership with Savannah. However, later in the season she also started to show some ability in the batting area with some strong scores and partnerships. So all bodes well for a top year for her next season. Congratulations on making the Year 7/8 CJA representative side that travelled to Auckland.

Sophie Bowden also was promoted from the Year 7/8s after being the most dominant bat in the grade - she amassed a huge number of runs and was undefeated prior to being promoted to Division 1. She shows real promise as a top-order bat and we expect to see a lot of runs from her next season. Congratulations also to Sophie on her making the South Island Primary Schools Tournament team - only five Christchurch players made this - and she was one of three girls from our club that did so. Sophie also is a wicket-keeper and a useful bowler who had some success with the ball throughout the season.

Casey Liddington came into the team after Christmas from the Year 7/8 grade and made an immediate impact in her first innings at this level, scoring a magnificent 50 not out. She followed that up with a 40 the following week. She also shared the wicket-keeping duties. We look forward to some more power hitting next season.

Chantalle Lewis filled in for several games and is a very capable bowler. She will be a very welcome addition to the team next year.

Sophie Sinclair also filled in on several occasions and was playing most games towards the tail end of the season. She is one of the strongest Year 8 batters and she should do very well next year as she has good technique and temperament.

Thanks to Pierre Flavell for coaching the girls. We all have thoroughly enjoyed having you as part of the women's setup.

A huge thanks to Jeff Lewis for his humour, camaraderie and reliable scoreboard duties; Denice van Beurten and Jude and Paul Gray for scoring; and to Michael and Tania Schimanski for looking after the team in my absence.

And a huge thanks to all the other parents who regularly turn up and support their daughters and enjoy each other's company. You're a great bunch.

Barry van Beurten



Amy Satterthwaite - the St Albans Cricket Club player of the year for 2014/15.

Amy had a monumental season, scoring eight centuries across club and provincial cricket. Besides posting the top two scores in the club this year, she broke the New Zealand women's domestic record for the most runs in a season.

Her trophy cabinet will be full to overflowing after picking up three Saints prizes, three more in Metro club cricket and four awards at provincial/national level.

Division 1 Women Averages, 2014/15

	Mat	Inn	NO	HS	Runs	Ave	100	50	Ct	St	O	M	R	W	Ave	Best	4wi	5wi	SR	Econ
Sophie Bowden	13	11	1	14	43	4.30	-	-	2	-	25	1	142	6	23.67	2-1	-	-	25.0	5.68
Punam Dahya	2	1	0	4	4	4.00	-	-	-	-	5	0	28	0	-	-	-	-	-	5.60
Sophie Gray	13	12	5	79*	311	44.43	-	3	7	-	4	0	15	1	15.00	1-3	-	-	24.0	3.75
Chantalle Lewis	9	5	0	4	5	1.00	-	-	-	-	26	0	124	5	24.80	2-14	-	-	31.2	4.77
Mikayla Lewis	16	13	4	44*	150	16.67	-	-	3	-	40	0	249	8	31.13	3-8	-	-	30.0	6.23
Casey Liddington	9	8	1	50*	113	16.14	-	1	-	-	14	0	84	1	84.00	1-8	-	-	84.0	6.00
Katie Morris	2	2	0	58	67	33.50	-	1	1	-	7	0	32	1	32.00	1-19	-	-	42.0	4.57
Kate Murray	13	12	2	22	109	10.90	-	-	-	-	25.3	2	118	8	14.75	2-5	-	-	19.1	4.63
Hayley Schimanski	19	18	6	44	284	23.67	-	-	3	-	36.1	1	166	3	55.33	2-9	-	-	72.3	4.59
Sophie Sinclair	8	5	2	7*	14	4.67	-	-	1	-	18	0	127	3	42.33	1-11	-	-	36.0	7.06
Kate van Beurten	13	10	4	34*	186	31.00	-	-	7	-	25.4	1	97	9	10.78	2-3	-	-	17.1	3.78
Paige van Beurten	12	10	0	36	192	19.20	-	-	2	-	30	3	118	7	16.86	3-9	-	-	25.7	3.93
Amelia Webber	15	9	1	33	101	12.63	-	-	-	-	57	6	228	11	20.73	2-9	-	-	31.1	4.00
Savannah Winter	17	9	4	49*	82	16.40	-	-	2	-	56.1	2	231	12	19.25	2-6	-	-	28.1	4.11



The winning St Albans Premier women's team. Back row: Amy Satterthwaite, Kaylee Tavendale, Sophie Oldershaw, Lea Tahuu, Georgia Clarke, Tegan Weston, Natalie Cox. Front row: Sophie Gray, Elrie Jordaan, Thamsyn Newton, Gabby Sullivan, Katie Morris.



The winning Division 2 women's team. Back row: Chris O'Brien-Smith, Anthea Stanley, Anna Archbold, Tracey Watts, Jodi Uluakiafua, Caroline Hamel. Front row: Monique Pettet, Faye Tahere, Jo Bond. Not present were regulars Sarah French and Mel Reid.

Division 2 Women

	P	W	L	T/NR	Place
Twenty20:	18	15	3	0	1st (4)

The atmosphere changed a little this season. Games felt more relaxed and we had some fresh blood in the grade. The young'uns mixed well with the experienced players - familiar faces from years past who know the importance of keeping well-hydrated during a serious match (we've found beer or cider works best).

Most tosses were happily negotiated without needing a coin and although Sunday games and time-shifts made it difficult during the World Cup, we did our best to put a team together every week.

Jo 'Chocolate Will Never Break Me' Bond followed up her promising debut with a stellar sophomore season, capturing 15 wickets and smashing three unbeaten fifties on her way to a well-earned team player award.

Monique 'Why Did I Want To Be Captain Again?' Pettet collected several scores in the forties (totally and completely on purpose) with bookend fifties in her first and last innings.

Anna 'Congrats On Becoming An Auntie' Archbold was a reliable strike bowler, with her pace often breaking through the top-order.

Her opening partner-in-crime, Camel 'Don't Call Me Caroline' Hamel, stoically battled through a hand injury and was our most consistent and miserly strike bowler, amassing 22 wickets (that's a lot of puppies!).

Sarah 'Sk8ermum' French played her natural big-hitting game and made a welcome return to the crease mid-season.

Chris 'Record-Breaker-In-Progress' O'Brien-Smith snared three wickets and pulled out a few good hits when given a chance with the bat.

Anthea 'Oh, So You're Pretzel!' Stanley saved us on more than one occasion with both bat and ball, while also ushering in the next generation of keen cricketers, Hannah and Rebecca. As a nervous Hannah waited for her batting debut the entire Riccarton team walked alongside her with words of encouragement, taking sportsmanship to a whole new level.

Mel 'Dodge' Reid found a new niche this season as wicket-keeper. Reid always had an eye out for a stumping and was duly rewarded in her final game. Her dog, energetic team mascot Tilly, had to be

ordered off the field more than once ... her fielding skills were making us look bad!

Jodi '#Villilife' Uluakiafua provided sandwiches, expert umpiring and our other team mascot: her new son Vili, who is already a huge fan of women's cricket from his time on the field last season.

Prodigal daughter Mush 'Who The Hell Is Amy?' Turner returned from her Walkabout for a Christmas cameo and showed some form before leaving midway through her innings - always leave them wanting more. At some point we discovered Mush had a South African doppelganger, Elrie "Tiny Bridesmaid" Jordaan, whose left arm swing bowling was nearly impossible for the opposition to play.

In the end, it took a two-year campaign, a seven-season drought and an unexpected final, but we did it: that tiny little trophy was ours. Despite a worrying start of 1/1 off three overs, Bondy smashed a six off the next ball to set the tone for the rest of the game. With the help of returning stars Faye Tahere and Tracey Watts we more than doubled their score and comfortably took the title.

Behind the scenes, of course, was a cricket-lover's dream come true. Watching World Cup games being played on our home ground seemed unthinkable only five years ago and here we were with a front-row seat from our clubroom balcony (just move those damn flags!).

We learned a couple of things at the New Zealand vs Sri Lanka game: (1) Choose your location wisely. It's best to not sit directly in the middle of the opposition's diehard fan base. The "we were here first" justification is quickly drowned out by a full brass band and obscured by enthusiastic Sri Lankan flag waving; and (2) a good location also means you'll be sitting near a streaker. As Mel found out, discarded boxers make for a great trophy and will bring wild cheers from the crowd.

Overall, a total of 23 players made an appearance this season - thanks to everyone for playing. Keep coming back and even though we say we're going to practise next time, don't worry, we won't actually practise. Playing can be our practice. It'll be fine. See you soon!

Monique Pettet

We confess ...

That in spite of the care taken in producing this 2014/15 Annual Report, some mistakes may have occurred. Please accept our apologies.

Division 2 Women Averages, 2014/15

	Mat	Inn	NO	HS	Runs	Ave	100	50	Ct	St	O	M	R	W	Ave	Best	4wi	5wi	SR	Econ
Anna Archbold	9	8	4	22*	50	12.50	-	-	-	-	41	4	136	9	15.11	3-10	-	-	27.3	3.32
Jo Bond	12	11	4	53*	309	44.14	-	3	2	-	46.5	5	131	15	8.73	4-5	1	-	18.7	2.80
Sophie Bowden	2	2	0	11	20	10.00	-	-	-	-	4	0	19	0	-	-	-	-	-	4.75
Sarah French	10	10	4	50*	187	31.17	-	1	2	-	15	0	72	3	24.00	2-23	-	-	30.0	4.80
Caroline Hamel	15	9	6	19	49	16.33	-	-	1	-	69.5	9	191	22	8.68	3-10	-	-	19.0	2.74
Elrie Jordaan	3	2	1	3*	6	6.00	-	-	-	-	15	3	38	3	12.67	2-22	-	-	30.0	2.53
Chris O'Brien-Smith	14	4	2	6*	9	4.50	-	-	-	-	27	0	142	3	47.33	2-22	-	-	54.0	5.26
Taylor O'Brien-Smith	2	0	-	-	-	-	-	-	-	-	3	0	31	1	31.00	1-17	-	-	18.0	10.33
Monique Pettet	16	16	5	58*	497	45.18	-	2	3	-	16	0	75	0	-	-	-	-	-	4.69
Melanie Reid	8	4	2	9	24	12.00	-	-	-	1	8	1	40	1	40.00	1-23	-	-	48.0	5.00
Anthea Stanley	8	6	0	44	102	17.00	-	-	1	-	23.2	1	59	6	9.83	3-8	-	-	23.3	2.53
Hannah Stanley	2	1	0	0	0	0.00	-	-	-	-	-	-	-	-	-	-	-	-	-	-
Faye Tahere	3	1	0	4	4	4.00	-	-	1	-	12	1	35	3	11.67	2-11	-	-	24.0	2.92
Amy Turner	3	1	1	10*	10	-	-	-	1	-	11	0	34	3	11.33	2-19	-	-	22.0	3.09
Tracey Watts	3	3	1	2*	4	2.00	-	-	-	-	15	2	38	3	12.67	2-12	-	-	30.0	2.53

Junior Girls

Year 7/8 Girls:

Yr 7/8 Gold:	P	W	L	T/NR	Place
Late 2014:	8	4	4	0	3rd= (6)
Early 2015:	8	4	4	0	2nd= (6)
Total:	16	8	8	0	

Yr 7/8 Heaton:	P	W	L	T/NR	Place
Late 2014:	8	8	0	0	1st (6)
Early 2015:	8	5	3	0	1st (6)
Total:	16	13	3	0	

Year 7/8 Girls Averages, 2014/15

	Mat	Inn	NO	HS	Runs	Ave	O	R	W	Ave	Econ
Paris Andrews	9	9	2	24*	66	9.43	23	148	6	24.67	6.43
Grace Ansell	13	13	8	51*	318	63.60	43	151	17	8.88	3.51
Emily Bowden	5	5	2	15*	23	7.67	17	77	3	25.67	4.53
Sophie Bowden	4	4	4	60*	139	-	9	33	4	8.25	3.67
Georgia Edge	13	13	5	22*	152	19.00	38	112	9	12.44	2.95
Emily Fenton	9	9	2	8*	31	4.43	17	112	0	-	6.59
Phoebe Fortune	5	5	2	20*	48	16.00	17	96	6	16.00	5.65
Charlotte Holt	9	9	3	7	33	5.50	25	183	6	30.50	7.32
Millie Kennedy	11	11	6	13*	71	14.20	32	194	7	27.71	6.06
Chantalle Lewis	8	8	3	23	104	20.80	25	79	7	11.29	3.16
Casey Liddington	6	6	2	25	84	21.00	17	124	2	62.00	7.29
Amy Mansbridge	3	3	0	18	23	7.67	7	49	0	-	7.00
Maddie May	4	4	2	21	42	21.00	12	59	3	19.67	4.92
Brigit Moston	9	9	0	6	17	1.89	23	118	10	11.80	5.13
Lucy Murray	11	11	3	24	99	12.38	31	140	5	28.00	4.52
Isabel Simmons	10	10	4	33*	117	19.50	15	114	4	28.50	7.60
Sophie Sinclair	8	8	3	50	160	32.00	21	100	8	12.50	4.76
Maddie Stewart	5	5	0	5	5	1.00	15	101	1	101.00	6.73
Daniella Thomas	3	3	1	7*	13	6.50	9	65	0	-	7.22
Meidu Tsering	2	2	0	0	0	0.00	6	56	0	-	9.33
Ruth Tuivakano	9	9	2	9	36	5.14	16	59	2	29.50	3.69
Brydie Washington	11	11	6	26*	99	19.80	38	159	9	17.67	4.18
Amelia Webber	3	3	1	23	51	25.50	9	41	2	20.50	4.56
Alexandra Wotton	8	8	1	10*	20	2.86	24	166	1	166.00	6.92
Lauren Young	5	5	2	18	43	14.33	7	54	3	18.00	7.71

Our two Year 7/8 teams had a fabulous season. The St Albans Heaton side won the grade and post-Christmas the Gold side came second equal. The teams got mixed around a bit after Christmas so this report covers both teams.

A huge thanks to Chris Holt as well as the Premier women's duo of Katie Morris and Sophie Oldershaw for coaching the girls. There were many parents who assisted with scoring, umpiring, supporting, bringing gear bags along and even getting coffees for some of the "time poor" adults (like me). Without your wonderful support of these great kids we would not have done as well as we did - or had such fun!

We certainly have some very promising batters in our midst, most notably Sophie Bowden, Gracie Ansell and Sophie Sinclair. But we also have several that are really starting to shine and look also to be future stars next season: Phoebe Fortune, Maddie May, Isabel Simmons, Georgia Edge, Chantalle Lewis, Brydie Washington and Lucy Murray.

We had two bowlers take 10 or more wickets this season: Brigit Moston and Grace Ansell. A further nine girls took five or more: Sophie Sinclair, Phoebe Fortune, Paris Andrews, Millie Kennedy, Lucy Murray, Georgia Edge (including the best economy rate in the grade of 2.9 runs per over), Chantalle Lewis, Charlotte Holt and Brydie Washington.

Congratulations also to those players - listed in the women's club captain's report - who made the various representative teams.

We were also very pleased to see some of our first-time cricketers improve throughout the season and hope to see you back next season, particularly Amy and Emily.

Barry van Beurten



Year 5/6 Girls:

After Christmas, with much work, we were able to establish a Year 5/6 team. We have several Year 6 girls in the club already but we promoted them to the Year 7/8 grade as they were ready for this.

The team included:

- Rebecca Stanley - great fielder and potential all-rounder
- Hannah Stanley - huge improvements throughout the season
- Caitlin Strong - a promising batter
- Emily Niven - a good wicket-keeper and a potentially strong middle-order batter
- Eve Doocey - outstanding fielder
- Rebecca Doocey - promising all-rounder
- Greer Richards - very promising bowler and great fielder
- Tamzin Matuku - promising all-rounder
- Tanner Bartram - promising bowler with huge improvement over the season
- Trinity Wright - promising all-rounder (and took a wicket every game)

They played six games towards the tail end of the season and got more competitive with each game. The club is very excited with this group of girls as we can see some real cricketing talent within the team.

We would like to thank Sashi Yarramsetti for giving his time to coach the girls and be at their games in the mornings.


Also to Craig and Anthea Stanley, without your assistance on Saturday we would not have been able to field a team - many thanks. Also a huge thanks to the other parents who came and supported the girls.

These girls really do show some talent and I expect that they will be quite dominant next season.

Barry van Beurten



CLUB RECORDS



Premier Men Two-day Career Averages

	Debut	Mat	Inn	NO	HS	Runs	Ave	100	50	Ct	St	O	M	R	W	Ave	Best	5wi	SR	Econ
DM Anderson	2008/09	18	12	3	41	113	12.56	-	-	3	-	385.5	110	1002	64	15.66	6-70	3	36.2	2.60
DJ Armitt	2013/14	8	10	4	28*	99	16.50	-	-	3	-	111.1	18	325	26	12.50	6-47	1	25.7	2.92
JMM Bevin	2013/14	5	8	0	39	110	13.75	-	-	1	-	16	1	88	1	88.00	1-17	-	96.0	5.50
MPF Davidson	1999/00	99	132	13	119	2351	19.76	3	7	42	-	1617.1	399	4545	278	16.35	9-58	14	34.9	2.81
GJ Dawson	2007/08	44	71	7	116	2066	32.28	4	9	25	-	27.4	1	126	2	63.00	1-6	-	83.0	4.55
GH Earl	2009/10	27	36	2	124	770	22.65	1	3	12	-	332.1	56	1221	46	26.54	4-35	-	43.3	3.68
R Gibbens	2014/15	1	0	-	-	-	-	-	-	-	-	8	2	18	2	9.00	2-18	-	24.0	2.25
JLF Harper	2012/13	5	7	1	77*	130	21.67	-	1	2	-	14	3	39	1	39.00	1-5	-	84.0	2.79
MP Holstein	2007/08	53	61	24	49*	709	19.16	-	-	30	-	966.4	255	2358	150	15.72	6-32	2	38.7	2.44
J Irwin	2014/15	1	1	0	2	2	2.00	-	-	-	-	-	-	-	-	-	-	-	-	-
KA Jamieson	2012/13	7	11	2	91	140	15.56	-	1	1	-	128.5	40	328	28	11.71	4-7	-	27.6	2.55
CF Johnson	2014/15	2	0	-	-	-	-	-	-	-	-	13	5	27	2	13.50	2-14	-	39.0	2.08
DD Johnston	2012/13	15	24	2	80	387	17.59	-	1	4	-	56	6	221	12	18.42	3-26	-	28.0	3.95
AF Johnstone	2001/02	106	115	38	59	1195	15.52	-	1	279	31	2	0	21	1	21.00	1-21	-	12.0	10.50
BJ Langrope	2005/06	71	101	17	81	1818	21.64	-	10	45	-	718.2	124	2467	108	22.84	6-12	1	39.9	3.43
WJ Mills	2012/13	9	7	3	28	67	16.75	-	-	2	-	94.4	18	289	13	22.23	3-30	-	43.7	3.05
CW Morriss	2012/13	3	2	0	24	24	12.00	-	-	-	-	2	0	14	0	-	-	-	-	7.00
JPD O’Gorman	2006/07	55	87	12	157	1804	24.05	3	6	41	-	52	13	183	8	22.88	3-19	-	39.0	3.52
JM Richards	2010/11	31	47	5	99	691	16.45	-	2	24	-	48	5	197	10	19.70	3-35	-	28.8	4.10
NJ Roberts	2014/15	7	12	0	40	182	15.17	-	-	1	-	122	31	372	19	19.58	6-34	1	38.5	3.05
KB Scott	2004/05	14	19	0	46	279	14.68	-	-	9	-	6	2	19	0	-	-	-	-	3.17
JM Southby	2014/15	4	7	0	47	116	16.57	-	-	1	-	-	-	-	-	-	-	-	-	-
WT Southby	2012/13	8	12	1	52*	136	12.36	-	1	6	-	-	-	-	-	-	-	-	-	-
R Thompson	2014/15	1	1	0	6	6	6.00	-	-	-	-	-	-	-	-	-	-	-	-	-
DD Twigg	2011/12	17	22	7	82*	329	21.93	-	1	5	-	231.4	58	665	37	17.97	4-14	-	37.6	2.87

Premier Men One-day Career Averages

	Debut	Mat	Inn	NO	HS	Runs	Ave	100	50	Ct	St	O	M	R	W	Ave	Best	5wi	SR	Econ
DJ Armitt	2014/15	9	5	2	10	22	7.33	-	-	4	-	53.2	7	178	13	13.69	4-9	-	24.6	3.34
JMM Bevin	2014/15	2	1	0	6	6	6.00	-	-	-	-	10	0	43	3	14.33	3-22	-	20.0	4.30
GJ Dawson	2008/09	56	56	3	95	1558	29.40	-	11	21	-	29.5	1	102	9	11.33	3-46	-	19.9	3.42
GH Earl	2009/10	36	32	1	61	604	19.48	-	3	11	-	250.2	19	966	46	21.00	4-11	-	32.7	3.86
CA Gibbens	2014/15	1	1	0	1	1	1.00	-	-	-	-	7	1	25	1	25.00	1-25	-	42.0	3.57
JLF Harper	2013/14	8	8	2	49	147	24.50	-	-	2	-	13.2	1	29	2	14.50	1-2	-	40.0	2.18
MP Holstein	2007/08	57	36	11	32*	319	12.76	-	-	19	-	424.3	52	1264	68	18.59	4-10	-	37.5	2.98
KA Jamieson	2013/14	11	10	0	104	240	24.00	1	-	4	-	91	10	322	20	16.10	4-43	-	27.3	3.54
DD Johnston	2012/13	15	12	3	33*	112	12.44	-	-	-	-	50.4	2	218	15	14.53	4-24	-	20.3	4.30
AF Johnstone	2001/02	124	71	20	34*	504	9.88	-	-	156	32	-	-	-	-	-	-	-	-	-
BJ Langrope	2005/06	77	63	15	75	1194	24.88	-	6	25	-	431.2	42	1795	95	18.89	7-16	1	27.2	4.16
WJ Mills	2012/13	4	1	1	0*	0	-	-	-	-	-	23	5	70	6	11.67	3-22	-	23.0	3.04
JPD O’Gorman	2006/07	62	57	9	92	1175	24.48	-	6	34	-	33	1	182	4	45.50	2-26	-	49.5	5.52
JM Richards	2011/12	34	32	2	65	410	13.67	-	1	12	-	41.5	2	193	6	32.17	2-39	-	41.8	4.61
NJ Roberts	2014/15	11	8	1	46	162	23.14	-	-	-	-	68	16	195	11	17.73	3-8	-	37.1	2.87
KB Scott	2004/05	8	7	1	42*	106	17.67	-	-	2	-	16.5	0	92	4	23.00	2-31	-	25.3	5.47
DJ Sharples	2013/14	4	3	0	48	93	31.00	-	-	-	-	-	-	-	-	-	-	-	-	-
JM Southby	2014/15	2	2	0	25	25	12.50	-	-	-	-	-	-	-	-	-	-	-	-	-
WT Southby	2014/15	8	7	1	63	143	23.83	-	1	1	-	-	-	-	-	-	-	-	-	-
DD Twigg	2011/12	20	12	6	18*	85	14.17	-	-	2	-	154	24	507	24	21.13	4-5	-	38.5	3.29

Premier Men Twenty20 Career Averages

	Debut	Mat	Inn	NO	HS	Runs	Ave	100	50	Ct	St	O	M	R	W	Ave	Best	5wi	SR	Econ
GJ Dawson	2008/09	15	13	2	44*	134	12.18	-	-	4	-	-	-	-	-	-	-	-	-	-
GH Earl	2010/11	11	11	1	47	211	21.10	-	-	4	-	3.4	0	33	1	33.00	1-16	-	22.0	9.00
CA Gibbens	2012/13	3	2	1	1	1	1.00	-	-	-	-	8	0	43	1	43.00	1-14	-	48.0	5.38
MP Holstein	2008/09	20	7	4	9	21	7.00	-	-	6	-	66.2	1	328	20	16.40	3-13	-	19.9	4.94
KA Jamieson	2013/14	5	5	2	30*	95	31.67	-	-	1	-	20	1	106	8	13.25	3-7	-	15.0	5.30
AF Johnstone	2005/06	32	12	4	29*	130	16.25	-	-	36	4	-	-	-	-	-	-	-	-	-
BJ Langrope	2005/06	28	25	6	62	267	14.05	-	1	12	-	84	1	650	23	28.26	2-10	-	21.9	7.74
JPD O’Gorman	2007/08	24	22	5	48*	291	17.12	-	-	12	-	9.1	1	45	4	11.25	3-6	-	13.8	4.91
JM Richards	2011/12	11	6	1	12*	23	4.60	-	-	-	-	5	0	38	1	38.00	1-25	-	30.0	7.60
NJ Roberts	2014/15	3	3	0	24	40	13.33	-	-	1	-	10	0	63	2	31.50	1-15	-	30.0	6.30
KB Scott	2005/06	12	11	3	33*	134	16.75	-	-	3	-	8.1	0	41	5	8.20	4-17	-	9.8	5.02
WT Southby	2014/15	1	1	0	33	33	33.00	-	-	-	-	1	0	8	0	-	-	-	-	8.00
DD Twigg	2011/12	7	6	4	18	31	15.50	-	-	1	-	22	0	147	6	24.50	2-17	-	22.0	6.68

Premier Women Career Averages

	Debut	Mat	Inn	NO	HS	Runs	Ave	100	50	Ct	St	O	M	R	W	Ave	Best	SR	Econ
Tayla Brown	2014/15	2	2	0	3	3	1.50	-	-	-	-	-	-	-	-	-	-	-	-
Courtney Buckman	2012/13	23	22	2	50	325	16.25	-	1	5	-	72.1	10	258	9	28.67	2-10	48.1	3.58
Georgia Clarke	2012/13	29	16	7	49	179	19.89	-	-	2	-	185.3	25	605	37	16.35	4-25	30.1	3.26
Natalie Cox	2007/08	74	60	13	66	923	19.64	-	6	20	-	142.2	9	793	27	29.37	3-17	31.6	5.57
Punam Dahya	2014/15	5	4	1	6*	10	3.33	-	-	-	-	4	0	36	0	-	-	-	9.00
Jude Gray	2014/15	3	3	0	0	0	0.00	-	-	-	-	-	-	-	-	-	-	-	-
Sophie Gray	2014/15	8	8	1	25	66	9.43	-	-	1	-	-	-	-	-	-	-	-	-
Claudia Green	2014/15	2	1	0	13	13	13.00	-	-	2	-	8.5	0	34	2	17.00	2-23	26.5	3.85
Elrie Jordaen	2014/15	9	4	3	9*	10	10.00	-	-	-	-	16.5	1	66	3	22.00	2-4	33.7	3.92
Katie Morris	2010/11	38	29	1	37	339	12.11	-	-	5	-	161	10	672	41	16.39	5-23	23.6	4.17
Thamsyn Newton	2013/14	15	14	3	124*	458	41.64	2	-	8	-	67	7	253	17	14.88	4-18	23.6	3.78
Sophie Oldershaw	2012/13	31	20	7	18	73	5.62	-	-	2	-	117.3	2	623	24	25.96	5-19	29.4	5.30
Melanie Puckett	2014/15	4	3	0	9	15	5.00	-	-	1	-	6	0	46	0	-	-	-	7.67
Amy Satterthwaite	2001/02	158	141	17	180	4358	35.15	8	20	57	-	992.1	151	3473	167	20.80	6-43	35.6	3.50
Hayley Schimanski	2014/15	1	0	-	-	-	-	-	-	-	-	-	-	-	-	-	-	-	-
Gabrielle Sullivan	2013/14	14	14	3	49*	159	14.45	-	-	-	-	66.5	14	230	14	16.43	4-21	28.6	3.44
Lea Tahuhu	2004/05	97	74	18	99*	1206	21.54	-	4	23	2	408.5	33	1833	79	23.20	5-20	31.1	4.48
Kaylee Tavendale	2014/15	13	7	0	1	2	0.29	-	-	4	-	32.3	3	134	6	22.33	3-1	32.5	4.12
Ruth Tuivakano	2014/15	1	1	0	0	0	0.00	-	-	-	-	-	-	-	-	-	-	-	-
Kate van Beurten	2010/11	4	3	2	5*	7	7.00	-	-	2	-	-	-	-	-	-	-	-	-
Paige van Beurten	2013/14	7	7	4	15	45	15.00	-	-	2	-	7.5	0	55	0	-	-	-	7.02
Tegan Weston	2014/15	11	11	0	51	179	16.27	-	1	3	-	38	3	168	3	56.00	1-8	76.0	4.42
Savannah Winter	2014/15	1	0	-	-	-	-	-	-	-	-	2	0	7	0	-	-	-	3.50

Championship Wins

Men:

**Premier:
(two-day)** 1909/10, 1910/11, 1925/26, 1949/50, 1954/55, 1956/57, 1963/64, 1964/65, 1986/87, 1987/88, 1988/89, 1989/90, 1991/92, 1993/94, 2000/01, 2001/02, 2004/05, 2008/09, 2009/10, 2011/12, 2013/14

(one-day) 1982/83, 1987/88, 1991/92, 2002/03, 2003/04, 2008/09, 2011/12, 2014/15

(Press Knockout Cup) 1995/96, 1996/97, 2001/02

(Twenty20) 2007/08, 2010/11

**2A Grade:
(combined/
two-day)** 1914/15, 1916/17, 1928/29, 1935/36, 1949/50, 1960/61, 1969/70, 1971/72, 1976/77, 1977/78, 1988/89, 1993/94, 2004/05, 2008/09

(one-day) 2007/08

**2B Grade:
(combined/
two-day)** 1980/81, 1990/91, 2008/09, 2014/15

CSCA Senior B Grade: 2005/06

3A Grade: 1958/59, 1974/75, 1976/77, 1979/80, 1980/81, 1981/82, 1983/84, 1985/86, 1986/87, 1987/88, 1990/91, 1991/92, 1993/94, 1994/95, 1995/96, 1996/97, 2002/03, 2004/05, 2007/08, 2008/09, 2010/11

Cavaliers: 1993/94

3B Grade: 1957/58, 1991/92, 1993/94, 1994/95, 1997/98, 1999/00, 2000/01, 2001/02

3C Grade: 1958/59, 1976/77, 1986/87, 1988/89, 1991/92, 2003/04, 2008/09

4A Grade: -

4B Grade: 2013/14

Seventh Grade: 1906/07, 1914/15, 1928/29, 1953/54, 1985/86

Eighth Grade: 1993/94, 1995/96

Ninth Grade: 1910/11, 1937/38, 1947/48, 1949/50

Tenth Grade: 1953/54, 1986/87

Eleventh Grade: -

Twelfth Grade: 1934/35

President's Grade: 1956/57, 1965/66, 1970/71, 1974/75, 1997/98, 2013/14, 2014/15

Women:

- Premier:**
(main competition) 1938/39, 1939/40, 1940/41, 1943/44, 1948/49, 1949/50, 1954/55, 1959/60, 1960/61, 1963/64, 1965/66, 1966/67, 1967/68, 1968/69, 1969/70, 1970/71, 1972/73, 1973/74, 1976/77, 1983/84, 1985/86, 1986/87, 1987/88, 1990/91, 1992/93, 1997/98, 1998/99, 2001/02, 2003/04, 2012/13, 2013/14, 2014/15
- (subsidiary competition)** 2000/01, 2001/02
- (Press Knockout Cup)** 1998/99, 1999/00, 2000/01
- (Twenty20)** 2006/07
- Kirsty Bond Series:** 2012/13
(combined Prem/Div 1)
- Division 1:**
(combined competition) 2000/01, 2001/02, 2005/06, 2008/09
- (Twenty20)** 2005/06
- Division 2:** 1941/42, 1953/54, 1957/58, 1959/60, 1976/77, 1992/93, 1994/95, 1995/96, 1996/97, 1998/99, 2002/03, 2003/04, 2004/05, 2006/07, 2011/12, 2014/15
- Social Twenty20:** 1986/87, 1989/90, 1995/96, 1997/98, 2003/04, 2004/05, 2007/08, 2008/09
- Year 7/8:** 1995/96, 1998/99, 2001/02, 2003/04, 2004/05, 2006/07, 2011/12,
(Senior One-Day Girls) 2013/14, 2014/15
- Year 5/6:** 2013/14
- Premier Super 8s:** 1998/99
- Junior Super 8s:** 1998/99, 1999/00

Club:

- Hadlee Trophy:** 1954/55, 1969/70, 1988/89
- Petersen Shield:** 1916/17, 1953/54, 1958/59, 1960/61, 1962/63, 1964/65, 1975/76, 1977/78, 1978/79, 1980/81, 1981/82, 1982/83, 1985/86, 1986/87, 1988/89, 1991/92, 1992/93, 1993/94, 1996/97, 2003/04, 2004/05, 2006/07, 2008/09, 2013/14
- Melhuish Shield:** 2013/14, 2014/15

Representative Players

Men:

New Zealand (Test Matches):

1931-32	ML Page	1955-65	PGZ Harris	1992-03	CZ Harris
1946-53	TB Burt	1977-78	SL Boock	2000-10	CS Martin
1952-56	MB Poore	1990-98	MW Priest		

New Zealand (All Matches):

1909-21	DM Sandman	1946-53	TB Burt	1977-78	SL Boock
1913-14	RG Hickmott	1952-56	MB Poore	1989-98	MW Priest
1925-26	CG Crawford	1955-57	SC Guillen	1990-05	CZ Harris
1931-32	ML Page	1955-65	PGZ Harris	2000-10	CS Martin
1935-36	WE Merritt	1966-67	BR Taylor		

Canterbury:

1887-18	TW Reese	1935-36	WE Merritt	1979-80	TE Jesty
1900-12	KM Ollivier	1936-39	E Mulcock	1982-83	PD Rutledge
1905-15	HA Bishop	1937-49	RC Webb	1982-90	AJ Nuttall
1907-11	EE Crawshaw	1940-41	RH Scott	1982-83	J Gully
1907-08	CA Cuff	1943-46	J Smith	1984-99	MW Priest
1907-19	BB Wood	1943-55	TB Burt	1987-88	MC Bremner
1909-27	DM Sandman	1949-51	W Bell	1987-88	HMR Richards
1911-15	RG Hickmott	1949-64	PGZ Harris	1988-94	RM Ford
1913-14	JS Barrett	1950-62	MB Poore	1988-95	BZ Harris
1913-26	LR Brunton	1953-54	DW Stark	1989-10	CZ Harris
1916-21	DW Reese	1954-62	GG Coull	1995-00	CD Cumming
1917-18	JC Hay	1956-61	SC Guillen	1997-10	CS Martin
1917-19	L Gordon	1962-63	JM Ruston	1998-06	SJ Cunis
1920-21	CW Allard	1965-73	JW Burt	1998-99	GA Howell
1920-32	CG Crawford	1966-67	BR Taylor	1999-03	JI Englefield
1921-27	F Woods	1966-75	KI Ferries	2000-05	JS Ward
1921-27	AW Thomas	1972-73	MG Webb	2001-02	DJ Reekers
1927-31	N Dorreen	1975-77	SL Boock	2006-09	MPF Davidson
1930-37	ML Page	1976-77	HC Sampson	2012-14	B Cachopa
1932-46	FP O'Brien	1977-79	GB Smith	2013-15	KA Jamieson
1934-37	M Graham	1978-79	LT Watson	2014-15	GJ Dawson

Women:

New Zealand:

1938-66	P Blackler	1986-90	BJ Legg	2003-05	AJ Green
1966-72	JE Stead	1988-96	KE Bond	2003-09	BH McNeill
1968-87	A McKenna	1988-96	SL Illingworth	2003-04	AL Mason
1973-75	J Lord	1988-01	CA Campbell	2006-08	RC Milburn
1975-76	DA Jelley	1994-96	JA Russell	2007-15	AE Satterthwaite
1975-77	SJ Rattray	1999-03	N Payne	2010-12	KS Anderson
1977-82	VL McGregor	1999-08	HM Watson	2010-12	JC Brehaut
1978-79	SA Harris	2002-08	SK Burke	2010-15	LMM Tahuhu

Canterbury:

1968-79	SJ Rattray	1995-03	N Payne	2003-06	RS Kelly
1968-84	KL Gilray	1996-00	SM Frahm	2003-15	AE Satterthwaite
1977-81	DA McGregor	1997-98	JL Geary	2006-07	EM Bermingham
1977-84	MA Francis	1997-98	S Burrows	2007-14	JC Brehaut
1977-87	VL McGregor	1998-99	CJ Moffat	2008-11	AC Boyce
1979-89	A McKenna	1998-01	AJMD Marsh	2008-15	LMM Tahuhu
1981-82	KA Hadlee	1998-01	JA Lawler	2009-12	KS Anderson
1982-92	BJ Legg	1999-08	HM Watson	2009-14	MF Kendal
1983-00	CA Campbell	1999-06	HJ Rae	2009-10	EL White
1985-96	KE Bond	2000-10	SK Burke	2012-14	NB Cox
1986-96	SL Illingworth	2001-09	BH McNeill	2013-15	CS Buckman
1990-91	SH Brown	2001-02	EA Travers	2014-15	TMM Newton
1992-96	JA Russell	2002-03	KA Craig		
1992-93	TL Woodbury	2002-09	RC Milburn		

Otago:

1998-00	JL Geary	2001-02	PJ te Beest	2011-14	KA Stiven
1999-00	BH McNeill	2002-04	EJ Scurr	2014-15	GL Clarke
2000-01	KA Craig	2010-11	TR Hopkinson		

Wellington:

2013-14	TMM Newton
---------	------------

The following played representative cricket prior to the amalgamation of the St Albans Men's and St Albans Women's Cricket Clubs in July 1977:

Canterbury:

T Baker	SA Harris	J Lord	A Nuttall	HM Steere
P Blackler	P Hill	E Luckett	K Pyatt	B Turner
P Carr	P Hooper	D McRae	C Randle	S Vaughan
C Dallard	P Jarvis	A Malins	J Riordan	J Watson
J Dickinson	P Kennedy	S Masters	LJ Shankland	J Webster
J Hamilton	J Lawn	S Mountford	JE Stead	E Woods

Trophies

Player of the Year:

1980/81	AJ Nuttall	1992/93	KE Bond	2004/05	NG Tubb
1981/82	VL Burt	1993/94	GM Olliver	2005/06	EG Snell
1982/83	P Glassey	1994/95	C Julian	2006/07	SJ Cunis
1983/84	BJ Legg	1995/96	SM Frahm	2007/08	JL Gourlie
1984/85	PD Rutledge	1996/97	N Payne	2008/09	AE Satterthwaite
1985/86	MW Priest	1997/98	JA Lawler	2009/10	RA White
1986/87	A McKenna	1998/99	N Payne	2010/11	GT Wadsworth
1987/88	BZ Harris	1999/00	SA Mason	2011/12	MPF Davidson
1988/89	MJ Anderson	2000/01	JI Englefield	2012/13	BJ Langrope
1989/90	LC Sparks	2001/02	AC Denford	2013/14	MPF Davidson
1990/91	S Parker	2002/03	CR Moffat	2014/15	AE Satterthwaite
1991/92	BZ Harris	2003/04	AC Bailey		

Cyril Crawford Memorial Cup (most runs in any grade):

1984/85	AC Graves	603	2000/01	ST Knox	666
1985/86	SN McGregor	734	2001/02	MJ Sutherland	835
1986/87	BS Davidson	516	2002/03	MJ Sutherland	912
1987/88	BZ Harris	1040	2003/04	ST Knox	754
1988/89	JHJ Stribling	770	2004/05	NG Tubb	879
1989/90	C Williams	740	2005/06	EG Snell	984
1990/91	S Parker	973	2006/07	JJ Price	765
1991/92	BZ Harris	763	2007/08	SJ Cunis	576
1992/93	KB Scott	857	2008/09	AE Satterthwaite	640
1993/94	GM Olliver	808	2009/10	JJ Price	900
1994/95	J Wadsworth	745	2010/11	LA Richardson	605
1995/96	PS Gooby	811	2011/12	GJ Dawson	733
1996/97	N Payne	883	2012/13	BJ Langrope	616
1997/98	JA Lawler	872	2013/14	GJ Dawson	856
1998/99	N Payne	794	2014/15	MB Hampton	780
1999/00	T Breese	585			

Frank O'Brien Memorial Cup (most runs in one grade):

1984/85	AC Graves	603	2000/01	ST Knox	666
1985/86	SN McGregor	734	2001/02	MJ Sutherland	835
1986/87	BS Davidson	516	2002/03	MJ Sutherland	879
1987/88	SN McGregor	891	2003/04	ST Knox	754
1988/89	JHJ Stribling	770	2004/05	NG Tubb	879
1989/90	SN McGregor	583	2005/06	EG Snell	981
1990/91	S Parker	973	2006/07	JJ Price	752
1991/92	KB Scott	750	2007/08	SJ Cunis	576
1992/93	KB Scott	819	2008/09	AE Satterthwaite	640
1993/94	R Kennedy	773	2009/10	JJ Price	876
1994/95	J Wadsworth	745	2010/11	GT Wadsworth	533
1995/96	PS Gooby	811	2011/12	GJ Dawson	733
1996/97	N Payne	883	2012/13	BJ Langrope	616
1997/98	JAF Davidson	670	2013/14	GJ Dawson	856
1998/99	N Payne	458	2014/15	MB Hampton	780
1999/00	T Breese	585			

Don Sandman Memorial Cup (most wickets in any grade):

1991/92	RA Brown	59	2004/05	JS Miles	50
1992/93	RA Brown	58	2005/06	MPF Davidson	43
1993/94	RM Ford	48	2006/07	MPF Davidson	56
1994/95	T Wilson	57	2007/08	JL Gourlie	53
1995/96	CSJ Cowper	41	2008/09	DM Anderson	50
1996/97	N Culpan	49	2009/10	BA Smith	40
1997/98	CS Martin	47	2010/11	JL Gourlie &	33
1998/99	JS Ward	47		DD Johnston	
1999/00	RA Brown	53	2011/12	MPF Davidson	43
2000/01	SA Mason	48	2012/13	BJ Langrope	40
2001/02	AG Jamieson	44	2013/14	MPF Davidson	58
2002/03	JWJ Guest	54	2014/15	CA Gibbens	49
2003/04	AC Bailey	42			

Tom Burtt Memorial Cup (most wickets in one grade):

1964/65	F McWatt	47	1991/92	SA Mason	58
1965/66	P Napier	39	1992/93	RA Brown	58
1966/67	J Cowper	41	1993/94	RM Ford	48
1967/68	P Napier	41	1994/95	T Wilson	57
1968/69	A Brand	61	1995/96	CSJ Cowper	41
1969/70	R Harris	43	1996/97	RA Brown	40
1970/71	AG Jamieson	49	1997/98	LT Watson	41
1971/72	R Winter	36	1998/99	B Rodger	40
1972/73	H Shepherd	47	1999/00	RA Brown	53
1973/74	R Grainger	50	2000/01	SA Mason	48
1974/75-	} not		2001/02	AG Jamieson	44
1979/80	} awarded		2002/03	JWJ Guest	49
1980/81	W Donald	39	2003/04	AC Bailey	42
1981/82	AG Jamieson	56	2004/05	RR Watson	40
1982/83	P Glassey	50	2005/06	MPF Davidson	43
1983/84	W Donald	36	2006/07	MPF Davidson	56
1984/85	H McKnight	64	2007/08	JL Gourlie	49
1985/86	W Donald &	43	2008/09	SA Mason	37
	P Malone		2009/10	BA Smith	40
1986/87	D Hutton	51	2010/11	DD Johnston	33
1987/88	BA Holland	59	2011/12	MPF Davidson	43
1988/89	MJ Anderson	60	2012/13	BJ Langrope	40
1989/90	LC Sparks	51	2013/14	MPF Davidson	58
1990/91	RH Thomas	55	2014/15	BJ Langrope	46

Bob Webb Memorial Cup (most wicket-keeping dismissals in one grade):

1988/89	G Lamb	37	2002/03	AF Johnstone	37
1989/90	TF Thornton	25	2003/04	AF Johnstone	36
1990/91	J Horne	26	2004/05	AF Johnstone	41
1991/92	JB Mooar	29	2005/06	AF Johnstone	41
1992/93	GJ Curgenvin	30	2006/07	AF Johnstone	43
1993/94	JB Mooar	32	2007/08	AF Johnstone	40
1994/95	J Overend	30	2008/09	AF Johnstone	31
1995/96	AJ Logie	30	2009/10	AF Johnstone	41
1996/97	GA Howell	22	2010/11	AF Johnstone	27
1997/98	DF Shackel	28	2011/12	AF Johnstone	39
1998/99	TD Holton	29	2012/13	AF Johnstone	46
1999/00	GJ Curgenvin	25	2013/14	AF Johnstone	38
2000/01	AM Keoghan	30	2014/15	AF Johnstone	39
2001/02	AF Johnstone	29			

Most Promising Player of the Year (discontinued):

	men	women		men	women
1983/84	RM Ford	KE Bond	1995/96	RF Roberts	KA Craig
1984/85	A Dyer	JA Turner	1996/97	GN Brooks	N Glubb
1985/86	AM McDonald	DK Brownlee	1997/98	AC Denford	HJ Rae
1986/87	PS Gooby	L McDrury	1998/99	MD Gower	BH McNeill
1987/88	HMR Richards	J Weir	1999/00	MPF Davidson	HJ Rae
1988/89	C Cotton	J Weir	2000/01	ALL MacLeod	K Saunders
1989/90	RM Graham	C McCormack	2001/02	AF Johnstone	RS Kelly
1990/91	DI Culpan	C McCormack	2002/03	BD Glover	AR Dickie
1991/92	ME Graham	not awarded	2003/04	DM Anderson	KJ McDonald
1992/93	MW Fine	not awarded	2004/05	AL Cuttriss	AR Dickie
1993/94	CS Martin	M Carson	2005/06	DF Bermingham	EM Bermingham
1994/95	GA Howell	KA Craig	2006/07	JL Gourlie	S Fitzsimon

Most Improved Player of the Year (discontinued):

	men	women		men	women
1982/83	A Arnold	T Arahanga	1995/96	not awarded	J Durdin
1983/84	GR Lucas	CA Campbell	1996/97	JS Ward	CJ Moffat
1984/85	BZ Harris	J Beattie	1997/98	GN Brooks	MJ Carmont
1985/86	RM Ford	JA Turner	1998/99	JAF Davidson	BH McNeill
1986/87	GM Olliver	T McNamara	1999/00	T Breese	SK Burke
1987/88	GR Lucas	M Ormandy	2000/01	BA Smith	SK Burke
1988/89	GM Rae	M Ormandy	2001/02	AC Bailey	KA Craig
1989/90	NS Tikao	SM Frahm	2002/03	BD Glover	KL Goodacre
1990/91	AF Rolfe	M Ormandy	2003/04	RK Davidson	RC Milburn
1991/92	JB Mooar	A Morris	2004/05	NG Tubb	AE Satterthwaite
1992/93	KB Scott	SM Frahm	2005/06	ND Cross	LM Tahuu
1993/94	JS Ward	S Burrows	2006/07	JPD O'Gorman	AE Forbes
1994/95	MW Fine	L Walker			

Zin Harris Memorial Trophy (young male player of the year):

2007/08	MP Holstein	2010/11	JCA Roberts	2013/14	KA Jamieson
2008/09	BJ Langrope	2011/12	BN Brady	2014/15	DJ Armitt
2009/10	GH Earl	2012/13	KA Jamieson		

Kim Jamieson Memorial Trophy (young female player of the year):

2007/08	JC Brehaut	2010/11	MF Kendal	2013/14	NB Cox
2008/09	LMM Tahuhu	2011/12	K van Beurten	2014/15	TMM Newton
2009/10	CA O'Brien-Smith	2012/13	CS Buckman		

Personality of the Year:

1980/81	M Ostle	1992/93	L Borrani	2004/05	PJ Mayell
1981/82	SL Illingworth	1993/94	C Julian	2005/06	ND Cross & MJ Cross
1982/83	J Gully	1994/95	CD Cumming	2006/07	EW Horne
1983/84	E Shepard	1995/96	RH Thomas	2007/08	JJ Price
1984/85	BZ Harris	1996/97	N Payne	2008/09	S Sayed
1985/86	B O'Malley	1997/98	GR Lucas	2009/10	EL White
1986/87	F Kemp	1998/99	MR Ogier	2010/11	GT Wadsworth
1987/88	HMR Richards	1999/00	PB McGrory	2011/12	AF Johnstone
1988/89	SK Inwood	2000/01	B Moore	2012/13	DD Johnston
1989/90	KI Ferries	2001/02	C Atkinson	2013/14	S Foxcroft
1990/91	M Vaughan	2002/03	AC Bailey	2014/15	J Harris
1991/92	GE Charles	2003/04	ST Knox		

Noel Love Memorial Trophy (for the older St Albans member who shows outstanding enthusiasm, dedication, camaraderie and social interaction, both on and off the field):

2003/04	DG Mollett	2007/08	LN Serra	2011/12	MR Griffin
2004/05	SJD Cox	2008/09	GJ Curgenvin	2012/13	SL Oldershaw
2005/06	JZ Harris	2009/10	AP Bergman	2013/14	AG Jamieson
2006/07	EW Horne	2010/11	BJ van Beurten	2014/15	DJ Hutton

Peers Cup (club member contributing most on and off the field):

1968/69	R Johnson	1985/86	SJD Cox	2002/03	SA Mason
1969/70	ID Dempsey	1986/87	MJ Anderson	2003/04	GAH Craigie & DE Pettet
1970/71	LR Earney	1987/88	B O'Malley & V Pont	2004/05	DE Pettet
1971/72	RDJ Mather	1988/89	EP West	2005/06	MR Dickie & CD O'Brien-Smith
1972/73	AG Jamieson	1989/90	T Falloon	2006/07	DE Pettet
1973/74	JA Harrison	1990/91	GJ Curgenvin	2007/08	N Wilson
1974/75	BJ Williamson	1991/92	GJ Curgenvin	2008/09	B Fenwick & G Soper
1975/76	LJ Blatchford & SJD Cox	1992/93	EW Horne	2009/10	AG Jamieson
1976/77	KA Hiscoke	1993/94	PJ Mayell	2010/11	MJ Sutherland
1977/78	AG Jamieson	1994/95	LN Serra	2011/12	BJ van Beurten
1978/79	C Francis	1995/96	JK Jamieson	2012/13	LN Serra
1979/80	MA Alabaster	1996/97	AG Jamieson	2013/14	DD Johnston
1980/81	RW Moore	1997/98	GR Lucas	2014/15	BJ van Beurten
1981/82	TF Thornton	1998/99	JK Jamieson		
1982/83	EP West	1999/00	GJ Curgenvin		
1983/84	EP West	2000/01	EM Saunders		
1984/85	LN Serra	2001/02	EM Saunders		

Historical Register of the Club Executive

Life Members:

1918	T W Reese*
1919	C S Thompson*
1922	J Jackson*
1923	F C Raphael*
1936	W Simpson*
1947	R H North*
1950	C G Crawford*
1952	T A Tucker*
1963	C F Collins*
1969	R R A McLauchlan*
1976	I D Dempsey
1977	Mrs H M Steere*
1978	Miss A J Malins (Mrs A J Mitchell)
1979	R Johnson*
1979	R D J Mather
1989	A G Jamieson
1995	S J D Cox
1999	E W Horne
1999	L N Serra
2003	G J Curgenven
2014	J Z Harris

* deceased

President:

1905-1906	A E G Rhodes
1906-1907	H D Carter
1907-1909	G Palmer
1909-1923	F C Raphael
1923-1925	R Graham
1925-1930	J S Barrett
1930-1946	C S Thompson
1946-1956	C G Crawford
1956-1959	T A Tucker
1959-1961	T B Burt
1961-1963	C F Collins
1963-1966	R R A McLauchlan
1966-1969	R W Peers
1969-1971	J Z Harris
1971-1975	I D Dempsey
1975-1978	R D J Mather
1978-1980	P B Guerin
1980-	A G Jamieson

Patron:

1946-1963	C G Thompson
1963-1970	C G Crawford
1970-1975	T A Tucker
1975-1980	C F Collins
1980-1986	R R A McLauchlan
1986-1989	R C Webb
1989-1994	R W Peers
1994-2014	J Z Harris
2014-	R D J Mather

Treasurer:

1905-1906	P O'Brien
1906-1914	J Jackman
1914-1919	C S Thompson
1919-1920	J Reid
1920-1922	C S Thompson
1922-1923	C S Harrison
1923-1926	A Wright
1926-1929	S W Hickmott
1929-1930	L C Smart
1930-1939	T R Pope
1939-1942	T A Tucker
1942-1944	N S H McCann
1944-1945	J Smith
1945-1952	J Child
1952-1953	N S H McCann
1953-1955	M C Stonyer
1955-1958	R J Findlay
1958-1959	S Heymann
1959-1961	R D Wear
1961-1968	B S Todd
1968-1969	D Kelly
1969-1971	J W Burt
1971-1972	K J Yardley
1972-1973	J C Thompson
1973-1975	L R Earney
1975-1979	L J Blatchford
1979-1980	K J Yardley
1980-1982	B J Reddington
1982-1984	G N Cowles
1984-	L N Serra

Historical Register of the Club Executive

Secretary:

1905-1906	J Jackman
1906-1908	C W Allard
1908-1909	L G Blackwell
1909-1913	J Reid
1913-1915	V M Edgar
1915-1919	C S Thompson
1919-1920	J Reid
1920-1921	L R Brunton
1921-1926	C S Harrison
1926-1930	S W Hickmott
1930-1939	T R Pope
1939-1942	T A Tucker
1942-1944	N S H McCann
1944-1945	J Smith
1945-1946	R G Condliffe
1946-1953	C F Collins
1953-1955	C McKenzie
1955-1956	R I Stark
1956-1960	R W Peers
1960-1961	V C B Robinson
1961-1963	R D Wear
1963-1965	A H Turner
1965-1967	M R England
1967-1971	L R Earney
1971-1972	R D J Mather
1972-1973	A J Bull
1973-1976	E P West
1976-1979	K J Yardley
1979-1981	A C Graves
1981-1983	E P West
1983-1985	G F G Gambles
1985-1986	S Shelton
1986-1999	E W Horne
1999-2005	L D Stewart
2005-2006	G E Penlington
2006-2008	K L Cunis
2008-	S A Mason

Men's Club Captain:

1905-1906	T W Reese
1906-1908	R Vincent
1908-1909	J Reid
1909-1912	A H Noall
1912-1914	H Matson
1914-1916	H A Bishop
1916-1919	C Webster
1919-1921	C S Thompson
1921-1923	L R Brunton
1923-1945	R H North
1945-1946	C G Crawford
1946-1948	J Smith
1948-1950	R G Knowles
1950-1951	R R A McLauchlan
1951-1952	M B Poore
1952-1953	H L Langley
1953-1955	R Kerr
1955-1956	I D Dempsey
1956-1961	P G Z Harris
1961-1962	A R Taylor
1962-1965	J Z Harris
1965-1968	R D J Mather
1968-1971	A L Fleete
1971-1972	S Murdoch
1972-1973	J A Harrison
1973-1980	A G Jamieson
1980-1982	R W Moore
1982-1983	J W Durning
1983-1985	E P West
1985-1987	R H Shelton
1987-1989	M J Anderson
1989-1992	G J McCarthy
1992-1995	G J Curgenven
1995-1997	T Falloon
1997-1999	C S J Cowper
1999-2000	S T Knox
2000-2002	I E Smith
2002-2006	A J Falloon
2006-2009	D E Pettet
2009-2010	G P Flavell
2010-2011	A F Johnstone
2011-2013	D E Pettet
2013-	D D Johnston

Women's Club Captain:

1972-1979	S Chamberlain
1979-1982	V L Burt
1982-1983	J McRobie
1983-1984	J Sargent
1984-1985	M Nijland
1985-1986	T McNamara
1986-1989	T Brownlee
1989-1990	K E Bond
1990-1992	L K McMeeking
1992-1995	S R Day
1995-1997	L D Stewart
1997-1998	J L Geary
1998-2000	J K Jamieson
2000-2002	E M Saunders
2002-2005	K M Houliston
2005-2009	N Wilson
2009-2010	S K Helmore
2010-2011	A G Jamieson
2011-2012	N M Blue
2012-	B J van Beurten



The contingent of overseas players who visited St Albans in the 2014/15 season. Clockwise from top right: club professional Nathan Roberts (a nomadic English-born South African, who came to us via Bovey Tracey CC in Devon) and amateur players Tom Burnap (from Walmer CC in Kent), Reece Thompson and Jack Irwin (both from New Farnley CC in Yorkshire).



Premier Men's Records

(two-day, one-day and Twenty20 matches combined)

Most Matches:

AF Johnstone	262	PD Rutledge	228	MW Priest	204
GR Lucas	248	CG Crawford	223	TB Burt	197
FP O'Brien	237	GB Smith	223	BJ Langrope	176
MPF Davidson	236	AJ Nuttall	213	NE Francis	166

Most Innings:

GB Smith	340	J Smith	281	TB Burt	250
GR Lucas	325	MW Priest	256	JM Ruston	234
FP O'Brien	322	MPF Davidson	254	MB Poore	233
CG Crawford	302	LA Smith	251	AJ Nuttall	221

Most Runs (Career):

FP O'Brien	9515	BZ Harris	6427	MW Priest	5207
CG Crawford	8158	JM Ruston	5784	SC Guillen	4954
GB Smith	7924	PGZ Harris	5384	F Woods	4646
J Smith	7720	LA Smith	5265	MPF Davidson	4590
GR Lucas	6872	MB Poore	5224	MC Bremner	4265

Most Centuries (Career):

FP O'Brien	13	HA Bishop	5	JW Burt	4
J Smith	11	JI Englefield	5	BZ Harris	4
CG Crawford	10	SC Guillen	5	GB Smith	4
F Woods	10	MB Poore	5	TW Reese	4
CZ Harris	7	MPF Davidson	5	GJ Dawson	4
PGZ Harris	6	MC Bremner	4		

Most Fifties (Career):

FP O'Brien	50	JW Burt	29	MW Priest	25
CG Crawford	44	PGZ Harris	29	LA Smith	24
BZ Harris	44	GR Lucas	29	SC Guillen	22
GB Smith	41	JM Ruston	28	MB Poore	21
J Smith	36	ST Knox	26	F Woods	21

Most Runs in a Season:

BZ Harris	1040	1987/88	RA White	797	2009/10
F Woods	1006	1923/24	SC Guillen	776	1956/57
NG Tubb	879	2004/05	BZ Harris	763	1991/92
GJ Dawson	856	2013/14	ST Knox	754	2003/04
PGZ Harris	813	1956/57	ST Knox	749	2002/03
JPD O'Gorman	805	2013/14	GE Charles	736	1991/92

Most Centuries in a Season:

JI Englefield	4	2000/01	RA White	3	2009/10
F Woods	3	1923/24	GJ Dawson	3	2013/14
SC Guillen	3	1956/57			

Two Centuries in a Match:

SC Guillen	132 & 104*	v East Shirley	1956/57
MC Bremner	108* & 100*	v Marist	1989/90

Highest Individual Scores:

F Woods	234	1923/24	SC Guillen	162*	1964/65
N Dorreen	226*	1926/27	CG Crawford	159*	1924/25
F Woods	223	1923/24	MB Poore	159	1961/62
F Woods	222*	1923/24	RR Watson	158*	2004/05
FP O'Brien	215*	1931/32	CF Townsend	158	1949/50
BB Wood	201	1909/10	JPD O'Gorman	157	2013/14
F Woods	180	1922/23	JI Englefield	156*	2001/02
HA Bishop	178	1914/15	HA Bishop	156	1927/28
SC Guillen	173	1960/61	CG Crawford	153*	1927/28
CZ Harris	170*	1990/91	FP O'Brien	152	1936/37
BZ Harris	165	1992/93	CZ Harris	150*	1993/94
AC Bailey	165	2001/02	F Wood	150	1906/07

Most Deliveries (Career):

AJ Nuttall	26849	MW Priest	19121	MPF Davidson	14939
TB Burt	26732	DM Sandman	18676	JA Harrison	14139
KI Ferries	22077	MB Poore	18439	TL Jones	13146
E Mulcock	20200	LT Watson	15264	LC Sparks	12746

Most Wickets (Career):

TB Burt	754	E Mulcock	523	LT Watson	356
DM Sandman	737	KI Ferries	479	SJ Cunis	311
AJ Nuttall	609	MPF Davidson	459	JA Harrison	303
MW Priest	528	MB Poore	426	LC Sparks	301

Most Five Wicket Innings Hauls:

DM Sandman	75	E Mulcock	28	TL Jones	20
TB Burt	39	KI Ferries	20		

Most Ten Wicket Match Hauls:

DM Sandman	11	TL Jones	5
TB Burt	7	E Mulcock	5

Most Wickets in a Season:

DM Sandman	84	1910/11	AJ Nuttall	54	1980/81
DM Sandman	76	1912/13	LC Sparks	54	1983/84
TL Jones	70	1958/59	TL Jones	53	1964/65
E Mulcock	65	1936/37	KI Ferries	50	1973/74
MPF Davidson	58	2013/14	LT Watson	50	1981/82
GE Charles	56	1991/92	MW Priest	50	1985/86
MPF Davidson	56	2006/07	HMR Richards	50	1987/88

Most Wickets in a Match:

E Mulcock	15	v Lancaster Park	1936/37
E Mulcock	15	v Lancaster Park	1939/40
MPF Davidson	13	v Old Boys Collegians	2011/12

Best Innings Bowling Figures:

BJ Harrison	9-12	1986/87	LT Watson	8-31	1978/79
MPF Davidson	9-58	2011/12	NE Francis	8-32	1981/82
CS Martin	8-29	1997/98	LT Watson	8-57	1980/81

Most Catches as a Fielder (Career):

GB Smith	161	GR Lucas	103	FP O'Brien	98
MW Priest	135	MC Bremner	100	BZ Harris	95
AJ Nuttall	117	NE Francis	100	CG Crawford	94

Most Wicket-keeping Dismissals (Career):

AF Johnstone	528 (463c 65st)	LR Brunton	146 (74c 72st)
PD Rutledge	403 (298c 105st)	GA Howell	92 (74c 18st)
JC Thompson	159 (129c 30st)	LA Smith	77 (60c 17st)
SC Guillen	148 (108c 40st)		

Most Wicket-keeping Dismissals in a Season:

PD Rutledge	47	1984/85	AF Johnstone	38	2013/14
AF Johnstone	46	2012/13	PD Rutledge	37	1985/86
AF Johnstone	43	2006/07	PD Rutledge	37	1986/87
AF Johnstone	41	2004/05	PD Rutledge	37	1987/88
AF Johnstone	41	2005/06	AF Johnstone	37	2002/03
AF Johnstone	41	2009/10	AF Johnstone	36	2003/04
AF Johnstone	40	2007/08	PD Rutledge	34	1992/93
AF Johnstone	39	2011/12	AF Johnstone	31	2008/09
AF Johnstone	39	2014/15	AM Keoghan	30	2000/01

Most Wicket-keeping Dismissals in a Match:

PD Rutledge	9 (7c 2st)	v East Shirley	1982/83
JC Thompson	7 (4c 3st)	v Old Collegians	1972/73
AF Johnstone	7 (7c)	v Lancaster Park Woolston	2006/07

Most Wicket-keeping Dismissals in an Innings:

LR Brunton	6 (3c 3st)	v Sydenham	1926/27
TJF Hayden	6 (6c)	v High School Old Boys	1957/58
PD Rutledge	6 (6c)	v Riccarton	1988/89
RJ Cain	6 (6c)	v Riccarton	1989/90
AF Johnstone	6 (6c)	v Lancaster Park Woolston	2006/07

Highest Total by St Albans:

513	v West Christchurch	1948/49
-----	---------------------	---------

Lowest Total by St Albans:

41	v Marist	1985/86
----	----------	---------

Premier Women's Records

(two-day, one-day and Twenty20 matches combined)

Most Matches:

A McKenna	330	MA Francis	176	CA Campbell	123
P Blackler	322	SL Illingworth	168	N Wilson	120
VL Burt	246	BJ Legg	165	BH McNeill	119
KL Gilray	222	AE Satterthwaite	158	KA Craig	116
HM Steere	222	SK Burke	155	A Morris	110
KE Flavell	186	DA McGregor	150	RC Milburn	108
SM Frahm	184	HJ Rae	129		

Most Runs (Career):

P Blackler	14158	N Wilson	5290	SM Frahm	4271
A McKenna	11923	JE Stead	4989	DA McGregor	4055
VL Burt	7908	SL Illingworth	4799	BJ Legg	3538
HM Steere	7111	AE Satterthwaite	4358	RC Milburn	2796
KE Flavell	6012	KL Gilray	4320	HJ Rae	1909

Most Centuries (Career):

N Wilson	10	A McKenna	6	RC Milburn	3
P Blackler	9	SM Frahm	5	BJ Legg	2
AE Satterthwaite	8	JA Lawler	3	VL Burt	2
SL Illingworth	6	JE Stead	3	TMM Newton	2

Most Fifties (Career):

A McKenna	77	N Wilson	34	SL Illingworth	16
P Blackler	42	DA McGregor	22	BJ Legg	16
VL Burt	38	AE Satterthwaite	20	SM Frahm	15
KE Flavell	35	KL Gilray	19	JE Stead	15

Most Runs in a Season:

P Blackler	900	1951/52	P Blackler	734	1955/56
N Payne	883	1996/97	SL Illingworth	728	1993/94
JA Lawler	872	1997/98	AE Satterthwaite	711	2014/15
VL Burt	821	1984/85	RC Milburn	704	2003/04
N Payne	815	2002/03	P Blackler	691	1953/54
KE Bond	806	1992/93	SM Frahm	679	1995/96
N Payne	794	1998/99	KE Bond	672	1991/92
N Payne	770	1997/98	AE Satterthwaite	640	2008/09
A McKenna	736	1982/83	RC Milburn	638	2008/09

Highest Individual Scores:

P Blackler	213*	1956/57	N Payne	151	1997/98
N Payne	181*	2002/03	VL Burt	148*	1982/83
P Blackler	180	1958/59	BJ Legg	148	1987/88
AE Satterthwaite	180	2014/15	AC Boyce	145	2010/11
AE Satterthwaite	176	2014/15	N Payne	143*	2000/01
AE Satterthwaite	167	2010/11	N Payne	142	1998/99

Most Wickets (Career):

P Blackler	1172	SK Burke	249	HJ Rae	152
KL Gilray	467	T Reid	182	A Morris	133
CA Campbell	311	BH McNeill	180	JA Russell	114
BJ Legg	276	KE Flavell	174	N Glubb	111
A McKenna	258	AE Satterthwaite	167	N Wilson	111
VL Burt	249	JL Geary	156	SK Lloyd	109

Most Wickets in a Season:

P Blackler	85	1953/54	JL Geary	40	1997/98
P Blackler	68	1954/55	CJ Moffat	39	1997/98
CA Campbell	52	1986/87	SJ Rattray	37	1975/76
CA Campbell	47	1988/89	SA Harris	34	1976/77
SJ Rattray	43	1976/77	JA Russell	34	1994/95
CA Campbell	41	1983/84	JL Geary	34	1996/97
CA Campbell	40	1985/86			

Best Innings Bowling Figures:

JA Russell	8-31	1994/95	CA Campbell	7-25	1983/84
CA Campbell	7-17	1988/89	A McKenna	6-5	1979/80
TL Woodbury	7-23	1992/93	CA Campbell	6-9	1985/86

Most Wicket-keeping Dismissals (Career):

MA Francis	171	RC Milburn	99	J Stevens	52
SL Illingworth	150	JE Stead	81		
SM Frahm	113	T Baker	76		

Highest Any Wicket Partnership:

245*	3rd	N Payne (125*) & JA Lawler (99*)	v South Canterbury	1997/98
245	2nd	N Payne (143*) & BH McNeill (94)	v Sydenham	2001/02
244*	1st	VL Burt (148*) & A McKenna (88*)	v Lancaster Park	1982/83
219	2nd	AE Satterthwaite (167) & AC Boyce (145)	v LPW-Sydenham	2010/11
209	1st	JE Stead (86*) & P Blackler (114*)	v St Albans II	1962/63

Highest Totals by St Albans:

431/6	v LPW-Sydenham	2010/11	358/3	v Lancaster Park	1997/98
378/6	v OB Collegians	2014/15	353/7	v Sydenham	1995/96
377/4	v Sydenham	2000/01	353/9	v Lancaster Park	1997/98
366/4	v LP Woolston	2014/15	351/6	v East Shirley	2000/01

Highest Totals against St Albans:

339/3	by East Shirley	2008/09	299/3	by Sydenham	1982/83
326/4	by East Shirley	2009/10	293/8	by East Shirley	2009/10
318/5	by OBC-Country	2006/07	282/7	by LPW-Sydenham	2009/10

Lowest Totals by St Albans:


4	v Technical	1964/65	8	v Mai Moa	1958/59
---	-------------	---------	---	-----------	---------

Lowest Totals against St Albans:

3	by Marama	1952/53	7	By Hagley	1969/70
---	-----------	---------	---	-----------	---------

TREASURER'S REPORT

Pages	Contents
109	Treasurer's Report
110-111	Statement of Financial Performance
112	Statement of Movements in Equity and Statement of Financial Position
113	Notes to the Financial Statements
114	Review Report



Treasurer's Report

I am pleased to be able to report a turnaround in our income from the previous season's disappointing result and announce a surplus of \$13,684.

It was a busy but disrupted year with the ICC World Cup putting our pavilion out of action for a good part of the season. The lead to a much reduced opportunity for turnover from the bar.


However, this event did result in substantial income from pavilion hire to the organisers of the World Cup and to receiving financial assistance for some much-needed painting of the pavilion.

We were also fortunate in being granted Gaming Trust donations to the value of \$32,000 which greatly assisted us in meeting our costs of cricket balls and coaching.

With the prospect of little or no pavilion hire income in coming years it is difficult to see the club's finances being in any sort of stability from year to year as we will be increasingly reliant of the vagaries of successful Gaming Trust applications.

The club does still have an exciting future at Hagley but it will take another season or two to clarify just how those dreams may unfold.

I was anticipating that this would be my last Treasurer's Report but a fair degree of uncertainty still exists for the committee and for the club to find some else to pick up this mantle. Times and attitudes to voluntary work have changed over the last three decades so a radical new approach is looking more likely.



Lindsay Serra
TREASURER

Statement of Financial Performance

for the year ended 31 May 2015

2014	INCOME	2015
	INCOME FROM BAR TRADING	
\$19,341	Sales from Bar	\$12,797
	less: Cost of Goods Sold	
\$259	Opening stock	\$358
\$11,809	Purchases	\$8,091
\$358	Closing stock	\$425
<u>\$11,710</u>	Cost of Goods Sold	<u>\$8,025</u>
\$7,631	Surplus from Bar Trading	\$4,773
	INCOME FROM CLUB MEMBERS	
\$19,577	Subscriptions	\$19,503
<u>\$150</u>	Donations	<u>\$240</u>
\$19,727		\$19,743
	EXTERNAL FUNDRAISING	
\$0	Gaming machine donations	\$32,053
\$0	Cricket trust grant	\$5,938
\$2,554	Sponsorship (Note 3)	\$1,250
\$10,072	CCA/CMCA grants	\$13,500
\$0	Cornwall fundraising	\$2,200
\$0	less: Cornwall costs	-\$6,223
\$0	Prize money	\$2,000
\$15,986	Pavilion hire	\$20,020
<u>\$258</u>	Interest received	<u>\$532</u>
\$28,870		\$71,270
<u>\$56,228</u>	TOTAL INCOME FOR YEAR	<u>\$95,786</u>

These financial statements are to be read in conjunction with the Notes to the Financial statements on page 113

Statement of Financial Performance

for the year ended 31 May 2015

2014	EXPENSES	2015
	PLAYING EXPENSES	
\$7,536	Material costs - balls	\$8,496
\$4,650	Material costs - gear and clothing	\$3,767
\$7,935	Ground rentals	\$8,416
\$2,047	Practise wickets	\$644
\$2,375	Fees and levies	\$2,626
\$2,000	CCA funded contracts	\$0
<u>\$19,854</u>	Coaching	<u>\$23,631</u>
\$46,397		\$47,581
	PAVILION EXPENSES	
\$3,514	Insurance	\$4,099
\$2,271	Heat, light and power	\$1,763
\$1,425	Repairs and maintenance	\$12,810
\$0	Cleaning	\$0
\$604	Telephone	\$618
\$2,867	Depreciation on pavilion	\$2,866
\$3,218	Depreciation on furniture and plant	\$3,217
<u>\$222</u>	Depreciation/loss on motor vehicle	<u>\$675</u>
\$14,120		\$26,048
	ADMINISTRATIVE EXPENSES	
\$1,600	Postage, stationery and reports	\$1,566
\$1,191	Advertising	\$965
\$2,589	General expenses	\$3,008
\$443	Presentations and awards	\$774
\$1,250	Audit fee	\$1,250
<u>\$599</u>	Club socials	<u>\$909</u>
\$7,671		\$8,472
<u>\$68,188</u>	TOTAL EXPENSES FOR YEAR	<u>\$82,101</u>
<u>(\$11,960)</u>	SURPLUS (DEFICIT) FOR YEAR	<u>\$13,684</u>

These financial statements are to be read in conjunction with the Notes to the Financial statements on page 113

Statement of Movements in Equity

for the year ended 31 May 2015


2014	ACCUMULATED FUNDS	2015
\$113,199	Balance at beginning of the year	\$101,240
<u>(\$11,960)</u>	Net surplus (deficit) for year	<u>\$13,684</u>
<u>\$101,240</u>	Equity at end of the year	<u>\$114,924</u>

Statement of Financial Position

as at 31 May 2015

2014	CURRENT ASSETS	2015
\$31,549	Westpac - Cheque account (Note 6)	\$9,092
\$57	Westpac - Bar account	\$57
\$307	Westpac - Maintenance	\$307
\$1,640	Westpac - 125th Jubilee fund	\$1,673
\$0	Westpac - Online saver	\$6,070
\$0	Westpac - Bonus saver (1)	\$7,620
\$0	Westpac - Bonus saver (2)	\$7,776
\$0	Accounts receivable	\$2,125
\$885	Subscriptions in arrears	\$1,785
\$358	Stock on hand - bar supplies	\$425
<u>\$2,417</u>	Stock on hand - balls	<u>\$12,346</u>
\$37,213		\$49,275
	PROPERTY, PLANT and EQUIPMENT	
\$2,368	Nets	\$2,368
\$56,248	Pavilion (Note 2)	\$53,382
\$14,451	Furniture and plant (Note 2)	\$11,235
<u>\$0</u>	Motor vehicle (Note 2)	<u>\$2,369</u>
\$73,068		\$69,353
<u>\$110,281</u>	TOTAL ASSETS	<u>\$118,629</u>
	CURRENT LIABILITIES	
\$5,208	Accounts payable	\$62
\$425	Subscriptions in advance	\$270
\$1,133	Debentures	\$1,133
\$501	add: Accrued interest	\$501
<u>\$1,775</u>	GST due	<u>\$1,739</u>
\$9,041		\$3,705
<u>\$101,240</u>	NET ASSETS	<u>\$114,924</u>
<u>\$101,240</u>	EQUITY	<u>\$114,924</u>

Signed on behalf of Executive Committee:


Treasurer


President

Date signed: 23 June 2015

These financial statements are to be read in conjunction with the Notes to the Financial statements on page 113

Notes to the Financial Statements

for the year ended 31 May 2015

Note 1 - Statement of Accounting Policies

St Albans Cricket Club is a non-profit organisation. The financial statements are general purpose and prepared in accordance with generally accepted accounting practice.

Unless otherwise stated the accounting principles recognised as appropriate for the measurement and reporting of earnings and financial position on a historical cost basis have been followed.

The entity qualifies for differential reporting because the Club meets the framework for differential reporting as the Club is not publicly accountable and is small. The club has taken advantage of all differential reporting exemptions.

Changes in accounting policies: There have been no changes in accounting policies which have been applied on bases consistent with those used in previous years.

The following specific accounting policies which materially affect the measurement of financial performance and financial position have been applied:

Accounts Receivable are stated at their estimated realisable value. Debts which are considered uncollectible are written off. There is no other provision for doubtful debts.

Stock on Hand - Bar Supplies has been valued at lower of cost or net realisable value.

Stock on Hand - Balls has been valued at lower of cost or net realisable value.

Equipment on Hand has been valued by the Committee.

Sponsorship: Sponsorship for services rendered to the club are accounted for as revenue and expense at values approximating the cost of the service provided.

Property, Plant and Equipment are stated at cost less accumulated depreciation. Depreciation has been calculated using the rates shown in the Property, Plant and Equipment Schedule (Note 2). Material, Nets and Junior Material have not been depreciated as the committee charges all repairs, maintenance and replacements to expenses.

A mortgage security over the pavilion is held by Westpac Banking Corporation. At 31 May 2015 there were no advances drawn against this security (2014 - nil).

Related Party transactions: The Committee are also members of the Club and pay subscriptions on the same basis as other members. Services provided have been supplied on normal commercial terms.

Note 2 - Property, Plant and Equipment

As at 31 May 2015	Cost	Accum. Deprec.	Deprec. Rate	Last Year Book Val	This Year Book Val
Pavilion	\$95,545	\$42,162	3%	\$56,249	\$53,382
Motor Vehicle	\$3,043	\$675	33%	\$0	\$2,369
Furniture and Plant	\$39,748	\$28,514	10% & 33.3%	\$14,451	\$11,235
Total Fixed Assets	\$138,337	\$71,351		\$70,700	\$66,986

As at 31 May 2014	Cost	Accum. Deprec.	Deprec. Rate	Last Year Book Val	This Year Book Val
Pavilion	\$95,545	\$39,296	3%	\$59,115	\$56,249
Motor Vehicle	\$0	\$0	33%	\$440	\$0
Furniture and Plant	\$39,748	\$25,297	10% & 33.3%	\$17,669	\$14,451
Total Fixed Assets	\$135,293	\$64,593		\$77,223	\$70,700

Note 3 - Sponsorships

The sponsorship of \$1,250 (2014 - \$1,250), is in respect of audit fees.

Note 4 - Capital Commitments

There were no capital commitments at balance date (2014 - nil).

Note 5 - Contingent Liabilities

There were no contingent liabilities at balance date (2014 - nil).

Note 6 - Bank Overdraft Facility

In May 2010 the club obtained a \$5,000 unsecured bank overdraft facility from Westpac. The term was for a period of 9 months.

By the

Review Report

The Members of the St Albans Cricket Club

I have reviewed the financial statements of St Albans Cricket Club on pages 110–113. The financial statements provide information about the past financial performance of the Club and its financial position as at 31 May 2015. This information is stated in accordance with the accounting policies set out in the Clubs annual financial statements on page 113.

Executive Committee's responsibilities

The Executive Committee is responsible for the preparation of financial statements which comply with generally accepted accounting practice in New Zealand and which present fairly the financial position of the Club as at 31 May 2015 and the results of its operations for the year ended on that date.

Reviewer's responsibilities

I am responsible for reviewing the interim financial statements presented by the Executive Committee in order to report to you whether, in my opinion and on the basis of the procedures performed by me, anything has come to my attention that would indicate that the financial statements do not present fairly the matters to which they relate.

Basis of Statement

A review is limited primarily to enquiries of personnel and analytical review procedures applied to financial data and thus provides less assurance than an audit. I have not performed an audit and, accordingly I do not express an audit opinion.


I have reviewed the financial statements of the club for the year ended 31 May 2015 in accordance with the Review Engagement Standards issued by the New Zealand Institute of Chartered Accountants. These standards require that we plan and perform the review to obtain moderate assurance as to whether the statements are free from material misstatement whether caused by fraud or error. I also evaluated the overall adequacy of the presentation of information in the financial statements.

Other than my capacity as a reviewer, I have no relationship with or interest in the Club.

Statement of review findings

Based on my review nothing has come to my attention that causes me to believe that the accompanying financial statements, set out on pages 110–113, do not fairly present the financial position of the Club as at 31 May 2015 and its financial performance for the year ended on that date in accordance with generally accepted accounting practice in New Zealand.

Our review was completed on 22 June 2015 and my findings are expressed as at that date.


Bruce Harris
Chartered Accountant
Christchurch



The St Albans Cricket Club
would like to thank and acknowledge the following organisations and
businesses for their support during the 2014-2015 season...



Riccarton Road

The Canterbury Cricket Trust



**The St Albans Cricket Club would like to thank the following
sponsors who helped make the Premier Mens trip to Auckland for
the NZ National Cricket Tournament in April 2015, a great success.**

Christchurch Casino, Star Media, Mainland Foundation, United Steel, D&D, Harcourts
Vision, Liquorland Riccarton, TDDA, Haydn Brush, Mark McDonald - artist, Savill NZ,
Friends of St Albans, Southby Consulting, Corporate Risks, Coffee Culture Palms, Ability
Building Solutions, Bradley Nuttall, Anderson & Hill, The Christchurch Radiology Group.

Becoming an umpire **COULD BE THE BEST DECISION YOU'VE EVER MADE**

UMPIRE'S SIGNALS (UNOFFICIAL)



I ALSO WAS A WOLF CUB
BUT I CAN NO LONGER ASSIST
YOU TO REMAIN AT YOUR
CREASE NOW THAT YOUR
REMAINING WICKET IS
IN FRAGMENTS.



I'LL GIVE 5 TO 1
THAT THIS BATSMAN
WILL NOT LAST FOR
ONE OVER.



I AM HOPING TO
HITCH A LIFT AFTER
THE GAME IS OVER.



DURING THE TEA
INTERVAL IN THE
PAVILION WE ARE
TO BE ENTERTAINED
BY A FAN DANCER.



GOOD LORDS! IT
BOUNCED FIVE TIMES
AND HE MISSED IT.

Your first decision is to contact:

Roger Wyeth, Canterbury Cricket Umpires, Regional Training Officer.

M 0212 663 703 • P 03 351 7561 • 0508 867 473