


St Albans Cricket Club



ANNUAL REPORT
and Financial Statement for 2016 - 2017



Aerial view of the revamped Hagley Oval with St Albans Cricket Club pavillion, top left.



St Albans Cricket Club

Notice is hereby given that the

113th Annual General Meeting

of the St Albans Cricket Club Inc.
will be held at the St Albans Cricket Club pavilion,
Hagley Oval, South Hagley Park,
Riccarton Avenue, Christchurch on

Monday, 7 August 2017 at 7:30pm

Business:

1. To receive the Minutes of the 2016 Annual General Meeting;
2. To consider and adopt the 2016/17 Annual Report and Accounts;
3. Election of Officers and Management Committee for the 2017/18 season;
4. Notice of Motion

That the club levy the following levels of subscriptions (GST inclusive) for the 2017/18 season, namely:

- a) *Adult Men and Women:*
\$290 to be paid by 30 November 2017;
- b) *Full-time University, Polytechnic, Training College Students, Men and Women Under 18:*
\$220 to be paid by 30 November 2017;
- c) *Adult Twenty20:*
\$130 to be paid by 30 November 2017;
- d) *Secondary School Pupils:*
\$150 to be paid by 30 November 2017;

- e) *Primary/Intermediate School Pupils:*
\$100 to be paid by 30 November 2017;
- f) *MILO Have-A-Go Module:*
\$100 to be paid by 30 November 2017;
- g) *Social:*
\$75 per year.

5. General Business:

Members are reminded to resign (in writing) before the date of the AGM, to ensure that no subscription payment is due for the 2017/18 season, in the event of any member deciding not to play or transferring to another club, or moving out of the city.

Scott Mason
Honorary Secretary
PO Box 1919
CHRISTCHURCH

Pavilion: Hagley Oval, South Hagley Park, Riccarton Ave,
Christchurch, New Zealand. Phone: (03) 366 4905.
Secretary: PO Box 1919, Christchurch 1, New Zealand.
E-mail: play@stalbanscricket.co.nz
Web: <http://www.stalbanscricket.co.nz>

2016/17 Officers

Patron:

Mr R D J Mather

Life Members:

Messrs I D Dempsey, R D J Mather,
A G Jamieson, S J D Cox, L N Serra,
G J Curgenvan, J Z Harris,
Mrs A J Mitchell and Mrs E W Horne

Honorary Auditor:

Bruce G Harris, C.A.

President:

Mr A G Jamieson

Chairman:

Mr A G Jamieson

Men's Club Captain:

Mr C A M Gibbens

Women's Club Captain:

Mr R H Thomas

Secretary:

Mr S A Mason

Treasurer:

Mr D L Perry
(resigned March 31, 2017;
replaced by Mr B A Smith)

Bar Manager:

Mr R L Carrigan

Management Committee:

Messrs G J Curgenvan, J Doocey (resigned January 26, 2017),
M R Griffin, R J Mather, D E Pettet,
B A Smith (promoted to treasurer March 31, 2017),
J H Tapper, B J van Beurten and Miss T P Weston

President's Report

On behalf of the Executive and Committee, I have much pleasure in presenting the annual report and accounts covering the 2016/17 season, the 112th in the club's history. This is my 37th and final year of writing this section of the annual report, as I have decided to retire from my dual positions of president and chairman of the club. This will take effect at the 113th annual general meeting, on the first Monday in August. It is time for a new person to stand up and grab the club by the scruff of the neck and drive it forward to bigger, brighter and greater success.

Each time I have written this report I generally start with the season's weather and track conditions, and over recent years they have all been of a positive nature. However, this last summer bucked the trend, with a significant number of cancellations and rainouts. If it didn't rain on a Saturday, it did on the Thursday or Friday, making ground conditions unplayable, even though the Saturday may have dawned sunny. As usual, we had the normal dozen or so days where the temperatures were over 30 degrees; however, to lose about eight playing days - particularly for the afternoon grades - was disappointing. Christchurch Metro Cricket tried their best to rotate grades on the available pitches (including using as many artificials as they could find), but there were still grumblings from members about the overall running of the competitions and the best way to go about being fair and equitable. I guess that there can be no winners under these circumstances.

The poor weather did affect the club somewhat: whether it be at practices, after-match functions, social occasions or the irregular availability of players. I take my hat off to those responsible for running practices, selecting teams and making sure that most sides were full on playing days. From time to time we just had to play the odd player or two short, as trying to find players at the last minute was nigh on impossible. This affected the lower grades more than the higher teams.

Once we got the well-attended AGM out of the way in early August - which resulted in all the senior positions and general committee being filled - we then moved to the New Zealand Cricket High Performance Centre at Lincoln for seven weeks of pre-season indoor training. I guess it was there that one had an inkling that team numbers were going to be tight, with no increase in the number of teams seriously looked at. To have the success that we did from the three morning men's grade teams was testament to the players we did have and the skill and expertise of those running the sides, not to forget the coaching as well; two titles, two seconds and three thirds was a fine return. 2A and 2B captains Clem Gibbens and Nick Baker, along with team members, can be congratulated for their successful title-winning campaigns. The afternoon one-day sides mostly struggled to stay in touch with their grade leaders, but the 3Cs, President's and Twenty20 Cavaliers teams at least won more than they lost.

In the women's section, it was a season of contrasts. The Premier side had a season to forget. They were plagued with dicey, damp playing conditions in the early season; a lack of players; the unavailability of our best players for any length of time; and the need not to push the very young (but talented) players up to the furnace of Premier cricket too soon, all contributed to a below normal season. The regulars found it just too much to carry the side against the strong opposition teams and some serious thinking on the pathway ahead needs to be undertaken. Thought then needs to be turned into action. For too long ideas are never actioned or seen coming to fruition.

The Division 1 team had a very good season, just missing out in the final after probably playing their most unconvincing game of the summer. The more mature ladies' social Twenty20 team - being one year older but one year craftier and once again playing in a contrived competition - mixed success with disappointment. Oh, so close.

The junior girls team, on the other hand, played with composure and energy to achieve a grade win. Well done, girls. Thank you to Anthea and Craig Stanley for their guidance, direction, team management and coaching. I hear that the girls are already keen for the new season to arrive. Hopefully we will have a few more girls' teams to make it less lonely in the junior ranks of the club.

This summer the club failed to attract any overseas amateur players and our search for a professional player for the Premier men's team drew a blank. On balance, I think it has been recognised how important having overseas players is for the club, both on and off the field as well as for doing many of our midweek duties. This coming season we will need to make strident efforts to get this department back to being vibrant again and operating as an integral part of the club.

However, on the women's side we did invite and host a young lass from the UK by the name of Shona Keaney. After a promising start, she tailed away and struggled to dominate the Premier women's competition like we had hoped she would. It was a tough ask with the team not being able to generate any consistent traction. In the end, I think she lost some interest and started shifting her focus away from the cricket field. A big thank you to Barry van Beurten and his family for hosting Shona during her six-month stay. We wish her well in the years ahead and look forward to having others come over from the UK.

During the summer months we carried on the tradition of running a quiz night and once again a large number of teams took part. Organisers Duane Pettet and Scott Mason are a well-oiled combination and everybody seemed to enjoy the night. For the record, Ryan Thomas, his wife Linda and team-mates Brad Smith and Richard Carrigan won the top prize.

Towards the end of the season the annual club bowl-off was held, with Sean Carston reigning supreme.

The annual Christmas party and end-of-season wind-up were well attended and we thank Nick Baker for managing these functions.

Two prize-giving functions were held and both the junior and adult versions were well presented and well received. We had a great turnout for the juniors, but the adult night seemed to be about 20 fewer than average compared to previous years. Nonetheless, they were a fitting climax to the summer.

Clem Gibbens was presented with the main award, that of St Albans club player of the year. He thoroughly deserved this as the captain of the 2A two-day championship-winning team. He contributed strongly to the winning effort with both bat and ball. In addition, he carried out his men's club captaincy duties with ease and I am pleased to report he has again committed to the role for another summer.

A full list of club awardees from both our prize-giving night and that of Christchurch Metro Cricket's (which was held a week later at the Russley Golf Club) appear elsewhere in this report.

Once again, the club is indebted to a number of sponsors. We certainly appreciate the Liquorland cards as well as the Domino's vouchers for the best weekly batting and bowling performances. Thank you to respective sponsors Steve Crotty and Barry Cox for your continued support of the club.

We would also acknowledge the help from various charitable trusts, the folks at Christchurch Metro Cricket and the Christchurch City Council for their support.

Christ's College are also a significant sponsor of the club's operations, with regards the training and practice area that we use. Thank you one and all.

I would also like to thank auditor Bruce Harris for his expertise in performing the financial review of the club's accounts. He does this as a complimentary gesture. Thank you, Bruce.

We have been lucky to have had a solid commitment from various people over the summer. Special thanks and acknowledgement go to our practice pitch groundsman Tom O'Carroll, bar and catering lady Julie Reihana and, finally, Ryan Thomas who helped out Shona Keaney with coaching and game-management duties.

Greg Dawson, by all accounts, did a fine job of taking on the Premier men's coaching role, while a combination of Shuaib Munna, Ryan Thomas and others looked after the Premier women. Duane Pettet expanded his coaching duties to cover both second grade men's sides after the 2Bs earned a promotion after a strong previous season. It was pleasing to see both sides earn some silverware. I'm happy to report that Greg has been re-engaged as the Premier men's coach for next

season, while Chis Sullivan will take over the head role with the Premier women.

After-match functions were largely well attended, but the stop-start nature of the season made this a challenge. The previous two summers had returns from the bar of nearly \$13,000 (in a World Cup year when we were absent from the pavilion for several weeks) and nearly \$18,000 the year before. So, given all of the season's obstacles, to post turnover of \$19,000 was an extremely pleasing effort. This was helped along by several one-off functions, which is perhaps the way forward. The club spirit and camaraderie is a high point to the character of this club and long may it continue. Several initiatives to brighten up the social scene are being investigated and some new functions are due for instigation.

We need the support of all members at these occasions; as well as being added value to the game itself, it also brings in much-needed revenue.

In a couple of weeks' time the club will hold its 113th AGM, where several changes to the executive and committee are set to occur. Firstly, Bob Mather has voluntarily decided to step aside to let Ian Dempsey take over the position of patron. Thank you, Bob, for this very generous offer to stand down and let Ian have a year or three in this ceremonial role.

The club will appoint a new president and chairman, having concluded a months-long process of debates, candidate prospecting and interviews with potential appointees. I'm pleased to announce that the club committee has endorsed replacing the retiring incumbent with Graham Curgenvin as president and Pierre Flavell as chairman.

During the year we lost the services of treasurer and Premier men's scorer Dave Perry. He accepted a job transfer to Dunedin and was a big loss, in both roles that he was involved with. Brad Smith quickly stepped up to the plate to assume the treasurer's position and has subsequently agreed to carry on. Brad would be the first to admit his lack of experience in this position, but as a banker he has all the skills and common sense to make the role his own for years to come. The position of Premier men's scorer is being attended to, and we are confident that an appointment will be made shortly.

As far as we know, there has only been one person intimate that they will be standing down from the committee, that of James Tapper. We thank James for his valued input. To have such continuity is pleasing, as we need an experienced group of administrators to move the club forward, gain more success and embrace the challenges and opportunities ahead.

The chart below shows the attendance records of those on the executive and committee during the season. A total of 11 meetings

have been held to this point, with one remaining at the end of July to round out the season. Attendances for the first 11 meetings:

| | | Meetings | Years |
|------------------------------|-------------------|-----------------|--------------|
| President/Chairman: | Alan Jamieson | 10 | 44 |
| Secretary: | Scott Mason | 10 | 16 |
| Treasurer: | Dave Perry | 7/8 | 5 |
| Men's Club Captain: | Clem Gibbens | 8 | 1 |
| Women's Club Captain: | Ryan Thomas | 10 | 14 |
| Bar Manager: | Richard Carrigan | 11 | 9 |
| Committee: | Graham Curgenvin | 8 | 25 |
| | Duane Pettet | 11 | 14 |
| | Murray Griffin | 9 | 12 |
| | Barry van Beurten | 9 | 5 |
| | Richard Mather | 8 | 2 |
| | Tegan Weston | 9 | 2 |
| | John Doocey | 2/6 | 1 |
| | Brad Smith | 8 | 1 |
| | James Tapper | 5 | 1 |

Finally, I come to the last few paragraphs of my last ever president's report. I joined the club in early January 1965, after leaving Papanui High School. I was encouraged to join St Albans after a school first XI game against a team of old boys captained by John Ruston. I was just a regular player for several years, before accepting the position of men's club captain in 1973, which I held until 1980. The president of the day was Peter Guerin and he arm-twisted me into becoming his successor. I accepted and at the club AGM in August 1980 I assumed the dual positions of president and chairman. In my playing days I represented the club in 521 games, took 1260 wickets and scored 7008 runs. I was also honoured to have captained teams for 29 of those years, winning 13 grades. The rest is history and now after a total of over 50 years in the club - including 37 years as your president (and 28 of those as chairman) - it is time for me to pull stumps, burn the whites, throw out the boots and pass the baton on to a new group of administrators.

As an administrator, I have had equal success steering the club through many highlights and several challenges: the merger of the stand-alone St Albans Women's Cricket Club with the men's club in 1977; several building extensions, including a major one in 1984; the introduction of professional players (and more latterly the amateurs); the club centennial in 2005; the rebuild after the arson attack on the pavilion in

2008; the innovative twilight and indoor competitions that went for many years; and the winning of 135 men's and women's grade titles (plus 20 Petersen Shields for overall club supremacy) have all been highlights. Finally, to see so many New Zealand, Canterbury and under-age representative players achieve higher honours from the club was an undoubted highlight.

The club has a strong balance sheet and over the years has had hundreds of hard-working volunteers whose sole aim was to make the club great with longevity in mind, building on our long history. I would like to acknowledge Lindsay Serra for being such a highly valued right-hand man over many of my years behind the wheel.

Challenges have been regular and revolved mostly around council and government red tape, law changes, the great flood, the great fire and, of course, the home ground redevelopment of the great "Lions Lair" that is Hagley Oval. We have weathered all of these and become a top 10 New Zealand club in the process. I've had my moments with other administrators from both rival clubs and higher-level officialdom; never over a personal issue, but always working hard for the club and at times taking a few black eyes for my troubles.

Challenges lie ahead for the new group of administrators, however I'm confident that they will steer us along the right path, so that we can all attend the 125th anniversary celebrations in 2030 with pride and a sense of achievement.

I have thoroughly enjoyed my many years at the club and more latterly as the president and chairman. I have worn the dark blue, light blue and gold of St Albans with dignity and respect, trying to uphold the history and tradition at all times.

It is now time to pass the mantle over to new guardians and for me to just carry on as a passionate life member of the club. I would also like to acknowledge the support and encouragement of my ex-wife Jill and our two daughters, Kimberley (deceased) and Megan. All three ladies have played for the club, been administrators and great supporters of what I have achieved over the years. After suffering two personal losses - a divorce and a death - at times I wondered if I should keep going. However, I found the strength and willpower to refocus and continue on building St Albans into what it is today. Thank you, Jill. Thank you, Kimberley. Thank you, Megan.

I wish the club well for the coming season. I guess I might be spotted around the grounds or up in the pavilion lounge from time to time. As they say, you can take the old guy out of St Albans, but not St Albans out of the old guy.

Alan Jamieson

Men's Club Captain's Report

This season was my first in the role, having taken over from Dan Johnston at the beginning of the season. I'd like to begin by saying Dan had done a fantastic job and I certainly had big shoes to fill. It was a definite learning curve for me and I appreciated all the support I received from some members of the club throughout the season.

The season again started mid-August at the New Zealand Cricket High Performance Centre at Lincoln University. During the off-season there had been a changing of the guard, with Ben Langrope and Greg Dawson taking over the Premier men's captaincy and coaching roles, respectively, from the departing James O'Gorman and Richard Pithey. Duane Pettet also took over the coaching role of the joint second grade (2A and 2B) men's squad. The status quo remained for the afternoon grade teams. The loss of several morning and afternoon grade players, as well as not opting for an overseas professional or amateurs, meant there was a bit of concern about the playing numbers. As we got closer to the start of the season, the playing groups started to fill out so we were able to maintain the same number of teams from the previous season: three in the morning grades and four in the afternoon grades.

Having no set home ground we again found ourselves living a nomadic lifestyle to begin the season. Just prior to Christmas however, we welcomed back our temporary home with the newly upgraded Hagley Corner (formerly Hospital Corner). Two full-size ovals were available straight away, followed by two smaller ovals at later stages. As we had done in previous years, we started the season practising at the artificial nets at Christchurch Boys' High School, before transferring to the Christ's College grounds on South Hagley Park once the grass pitches were able to be prepared.

One of the biggest changes implemented by Christchurch Metro Cricket was a new competition structure introduced to the morning grades below Premier. The existing eight 2A sides plus two four 2B teams merged into a 12-team grade, split evenly into two sections (Red and Black). As a result, we had two teams in this combined grade due to the success of our 2B side the previous season. To avoid confusion, the 2As and 2Bs gained the monikers of 'Sabres' and 'Cobras', respectively. As well as a new structure, a new format was also introduced: timed cricket, which has been played for a long time in quite a few parts of the UK. A mid-season promotion/relegation system was also put in place, where the top three teams from each section combined to form a renewed 2A grade and the bottom three would make up the 2B competition. The placings were determined by the summed-together points from the timed cricket and one-day competitions, which wrapped up just before Christmas. It meant that feasibly we could have had two teams playing together in either grade;

in the end we came very close to having both sides in 2A but the Cobras just fell short.

The beginning of the season was very much a stop-start affair, with much of the first six weeks heavily affected by weather. Besides inclement Saturdays, copious amounts of midweek precipitation compounded the issue by not allowing a significant number of grounds to be prepared. This meant that certain or all grades ended up being called off early; typically the lower afternoon grades were the ones to suffer first.

The first half of the season wasn't too successful for the men's side of the club. Both the Sabres and Cobras finished mid-pack in their timed cricket competitions and missed out on the semi-finals in the joint one-day competition. The Premier men stumbled at the semi-final stage of their one-day competition. It also meant we missed out on a potential three-peat and, with it, another crack at the National Club Championships in Auckland. As mentioned earlier, the second grade split also occurred with the Sabres now in 2A and the Cobras in 2B for the two-day competitions.

The usual Christmas layoff came and went, with every team seeking to revive what had been stuttering campaigns thus far. The morning grade men restarted in a restructured Twenty20 format, which saw the metropolitan and suburban teams (plus some schoolboy sides) come together to form a new three-tiered series. It was a highly successful format for the club, with all three sides qualifying for the semis; the 2A Sabres going through unbeaten. For the second time in two competitions the Premier men fell at the penultimate hurdle, however the Sabres and Cobras both recorded wins to advance to their respective finals. Come finals day on Waitangi Day, it wasn't to be for the Sabres, losing a tight game to rivals Riccarton. However, the Cobras provided the club's first piece of silverware for the season, overcoming a slow start to beat East Christchurch Shirley.

The final push to the end of the season saw several teams in with title shots. The morning grade men finished off their two-day competitions; while the 3C, President's and Cavaliers teams were all well and truly in the hunt in their competitions. Unfortunately, both the 3Cs and Cavaliers faded towards the end of the season, with some close losses ultimately leaving them in mid-table positions. The President's team made the top-section cut-off, to leave a mini round-robin to determine the minor competition winner after finishing fourth in the championship. However, as at the start of the season, the weather had the final say. With only one of their three scheduled games being completed, they also fell short of winning a trophy. They did however win the Graham Frampton Memorial Challenge Cup, which is awarded on a Ranfurly Shield-style challenge basis. Our team will hold on to it for the winter after winning it off East Christchurch Shirley Gold in the final championship round.

As the season drew to a close for the morning grade men, the weather started to have its say again. All three teams theoretically remained in the hunt for silverware.

The Premier men started with two draws and a loss in the first three rounds, before bouncing back with three straight wins. The gap was too big though and rain on the final day left them having to settle for a fifth-place finish.

The 2B Cobras found the going tough in the reshuffled competition. The pre-Christmas second grade split saw two strong former 2A sides drop into the 2B grade, including the defending 2A two-day champions. This meant the Cobras had a monumental task to retain their two-day title from the previous season. It wasn't to be however, with some tight losses and a rare tie ultimately meaning they also finished fifth.

The 2A Sabres, on the other hand, were unbeaten in their competition (two draws and three wins), meaning there was a nervous wait following the finish of the last game to see if they had done enough. They went into the game with a 1.2-point lead over Riccarton, and once the news came through that Riccarton had not secured bonus points despite winning their game, it meant the Sabres won their first piece of silverware in eight seasons.

Special mention goes out to Premier batsman Greg Dawson and Premier/2A bowler Reid Gibbens, who were the club's top run-scorer and top wicket-taker, respectively. Greg continued his consistent form of a few seasons now, racking up 692 runs with seven 50s, which is all the more impressive given some of the bowler-friendly wickets that he had to contend with throughout the season. Reid really took ownership of the new ball, in what was his first full season with club, picking up 47 wickets including a maiden Premier five-wicket haul and incredible innings figures of 7-3 for the 2A Sabres. Congratulations to you both.

New Members

We had a variety of newcomers join the club this season, as well as the odd one or two who returned after some time away. We hope you enjoyed your season with Saints and will come back for more. Those in *italics* helped us out in game(s) last year but signed (or re-signed) up as proper members this season. Those to join (or re-join) us this season were:

| | | |
|-----------------------|-------------------------|-----------------------|
| Benjamin Alexander | Ryan Cockburn | Dipyaman Mondal |
| Conor Bartosh | Zeus Engineer | <i>James Richards</i> |
| Jamie Brown | Matthew Fergusson | Dan Sharples |
| Leighton Calkin | Sam Gilbert | Mario Stols |
| Sean Carston | Karl Josephs | Kade Wallis |
| <i>Mrinal Chhabra</i> | <i>Jacob MacDougall</i> | Logan Webster |

Members Who Have Left

As is usual with a club of our nature there is some turnover from season to season. Those to leave either were just here for a single-season stint, chose to switch clubs, had work or family commitments or just plain disappeared altogether. Those in italics were not lost to us entirely, as they were kind enough to help out as fill-ins on the odd occasion. Those who left included:

| | | |
|---------------------|--------------------------|-----------------------|
| <i>Ash Barrett</i> | Nilang Deshmukh | James O’Gorman |
| John Bascand | Damien Dey | <i>Jonathan Price</i> |
| Deon Biggs | Joshua Dixon | <i>Gaurav Sharma</i> |
| <i>Emmett Boyle</i> | <i>Andrew Elcock</i> | Sukhjeet Singh |
| Dylan Budge | Jonathan Hanson | Michael Slack |
| Ryan Bullock | Abhinav Jaswal | Kim Smythe |
| Dan Burrows | Daniel Johnston | Ben Thomson |
| David Collings | Jakob Kerr | <i>Chris Upton</i> |
| <i>Nathan Court</i> | Mario Kruger | Nico Watt |
| Jeremy Cumming | <i>Lauchlan McKellar</i> | Robbie Yule |
| Danny Cunningham | Suhas Nawada | |

We hope you enjoyed your stint with us and if you return to town or your current situation changes you’re welcome back at any time.

Team Summaries:

Premier - captained by Ben Langrope. It was somewhat of a rebuilding year following the departure of some key players and were unable to secure the services of any overseas players. It meant that the team didn’t quite manage to pick up the trophies they had done in previous seasons. They reached the semi-finals in two competitions - losing to the eventual champions in both - and finished fifth in a quite congested table in the other competition, showing that the team was still very competitive. Greg Dawson was as reliable as ever at the top of the order and James Tapper led from the front with the ball. I’m sure we will see the team back in the winners’ circle again next season.

2A Grade Sabres - captained by Clem Gibbens. Despite a slow start to the season, the team built up momentum nicely, losing only one game after the mid-season break. Though the side missed out on the one-day semi-finals prior to Christmas, they still qualified for the revised 2A grade and didn’t look back from then on. They went unbeaten through to the final of the Twenty20 competition, only then to lose the decider. They then claimed the two-day title for the first time in eight years, with younger players such as Alister Collins and Reid Gibbens stepping up to lead the charge with bat and ball. I’m sure the team will look to build on this next season and hopefully more trophies will come with it.

2B Grade Cobras - captained by Nick Baker. It was a tough season for the boys in some regards. The restructuring of the competition meant they found themselves in the combined second grade facing tougher opposition than previous seasons. Like the Sabres, the season didn't get off the greatest of beginnings, though they did inflict a couple of upsets against more fancied opponents along the way. Ultimately though, they found themselves back in the 2B grade. The team hit their straps in the New Year, bouncing back from a first-up defeat in the Twenty20 competition to go on an unbeaten run thereafter, claiming the first piece of silverware for the men's side of the club. It was tough going from here though, and they couldn't build on that momentum, eventually finishing fifth in the two-day competition. With Sam Flavell and Andy Murray leading the charge as the chief destroyers with bat and ball, there is plenty of hope for next season with these boys.

3C Grade - captained by Jono Hamilton. These boys were another team to be affected by the early season weather. Between that and a struggle for players due to absences or key members being required to move up to help the morning grade teams, it meant that they struggled to get any continuity at times. They were always sniffing around the top of the ladder or thereabouts, but couldn't quite get close enough for a shot at the title. Wicket-keeper/batsman Joel Turner led the way with the bat, while the wily spin of Matt Fergusson always meant they were in with a shot. With a bit more consistency next season I'm sure these boys will be a force to be reckoned with.

4B Grade - captained by Steve Foxcroft/Kris Pagan. It was an especially tough year for this side. The early season weather was extremely unkind to these boys, seeing much of the first six weeks rained out. Playing numbers were also an issue, with them regularly playing one or two short, despite plenty of late scrambling to get a full line-up. The co-captains were each critical for the team, with the bat and ball respectively, and Nick Burson had a fine season as he topped both the runs and wickets tallies. Hopefully we will see these boys back to winning ways next season.

President's Grade - captained by Scott Mason. It was another lean season for the BBBBs. The weather impacted their early momentum, but despite the stop-start beginning the team did enough to sneak into the top-four section when the grade split. Sadly, the weather again reared its ugly head, meaning the chance to claim the secondary trophy went begging. They did however manage to claim a piece of silverware: the Graham Frampton Memorial Challenge Cup, by beating the previous holders in the last game of the round-robin phase. Mark Hampton - though he couldn't repeat his feats from last season - was again the main man with bat in hand, and skipper Scott Mason was as reliable as ever with the ball. I wouldn't be surprised to see these boys back in the hunt for more trophies again next season.

Cavaliers Twenty20 Super Swingers - captained by Sam Price. The Super Swingers were the quiet achievers of the club in the afternoon grades. Despite the early season interruptions, they managed to work away and qualify third after the round-robin stage in their competition. Unfortunately, a last-ball loss in the third-place playoff resigned the team to fourth. The team, as in previous seasons, were led by Michael Goldsborough with the bat, and by Andy Rogers with ball. I'm sure we will hear of more success from these boys next season ... and hopefully more of Captain Sam Price's post-match speeches.

Representative Players

Again we didn't feature a first-class representative, but for the second year running we had a large number earning honours at district association level or better. The 12 different players who featured in Hawke Cup cricket or higher is the best in a couple of decades (surpassing last year's 11). Congratulations to the following:

Canterbury 'A': Greg Dawson, James Tapper

Canterbury U19: Sam Gilbert

Mid Canterbury: Ryan Cockburn, Tom Meyrick, Robbie Polson, James Southby, William Southby

Buller: Michael Grafton

Northland: David Armit, Cam Johnson

Counties Manukau: Scott Johnston

CCA Men's Club Cricket Player of the Year

This season the calculations were based on the CricHQ MVP points system and took into account all three formats of the game.

| Top 10: | | | Points |
|-------------|--------------------|----------------------------|--------|
| 1st | Ben McCord | (Lancaster Park) | 122.16 |
| 2nd | Ben Rapson | (Riccarton) | 115.93 |
| 3rd | Matt Farrant | (Burnside West University) | 109.45 |
| 4th | Theo van Woerkom | (Lancaster Park) | 104.70 |
| 5th | Mitchell Gardner | (Sydenham) | 103.08 |
| 6th | Ryan Wallace | (Sydenham) | 103.00 |
| 7th | Liam Bartholomeusz | (Riccarton) | 102.12 |
| 8th | Chris Harris | (Sydenham) | 102.08 |
| 9th | Ben Langrope | (St Albans) | 97.30 |
| 10th | Scott Inglis | (Burnside West University) | 94.43 |

Other St Albans players: James Tapper 84.26, Greg Dawson 77.72, Cam Johnson 62.20, Ryan Cockburn 42.33, Robbie Polson 37.35, James Bevin 34.20, Matt Holstein 33.80, James Southby 32.82, Tom Meyrick 32.76, David Armitt 29.70, James Richards 29.09, Dan Sharples 28.35, Reid Gibbens 18.50, Jamie Brown 18.13, Bailen Thatcher 14.20, Scott Johnston 12.25, Mario Stols 11.55, Aaron Johnstone 11.09, William Southby 7.84, Alister Collins 4.64, Michael Grafton 4.56, David Twigg 3.35, Sam Gilbert 1.50, Sean Carston 0.47, Hamish McLean 0.00.

Melhuish Shield

Having won this trophy three years on the bounce, expectations were high for St Albans to maintain its enviable record in this paired-team competition. Sadly, our previous winning combinations - the Premier/President's men (twice) and the 2A/2B men - found the going much tougher this time around. Both pairs still performed respectably, but had to settle for equal-fourth and 13th, respectively, out of the 37 combinations entered. The full standings are listed in the points table section later in this book.

Summary

Overall, it was a relatively lean season for the men's side of the club compared to previous years. Losing some players really tested the depth of the club, so to still walk away with three pieces of silverware - and be so close to several more - shows we are still up there as a club. If we can retain and build our squads as well as the combinations and relationships that developed this season, there is no reason in my mind that 2017/18 can't be a blockbuster season for the club.

I would like to thank all the captains for their ongoing support during the summer. I know it was frustrating at times (especially with the weather), but your patience and tireless work behind the scenes certainly helped me get through my first season unscathed ... though with a few grey hairs now! I'd like to mention Jono Hamilton and Duane Pettet for all the extra work they did. You guys certainly stepped up to help me big time and it was hugely appreciated.

I will finish by wishing everyone a good winter break off and hope that any off-season exploits are successful. I'm looking forward to seeing everyone fired up and ready to go come next season ... I've got a feeling it could be a big one for the club!

Clem Gibbens

Women's Club Captain's Report

As you read through the reports in this book I expect the mention of rain will become a bit of a theme. Certainly I have never experienced such a wet season since I joined the club in the late 1980s. On top of that, player numbers were down as well.

It becomes very hard to motivate players week after week as games were cancelled or washed out. Some weeks we struggled to get games and in others the battle was to field full sides. That being said, it wasn't all gloomy. In fact, there were some significant achievements and signs of a bright future for the women's section.

At the start of the season everything looked pretty good on paper; we were in good shape. All the sides from last season returned, except the Super 8s junior team for which we received only two or three registrations.

Christchurch Metro Cricket also made changes that reduced the Premier women's grade to just four teams. Clubs were pooled into four zones so that non-Premier clubs had a player pathway right through to Premier level without having to change clubs. It was good in theory; we'll get to how it worked later.

Club Cricket

The Premier team started out under coach Shuiab Munna and captain Natalie Cox. However, Shuiab was unable to continue after Christmas and Natalie picked up an injury that curtailed her season as well. I can't thank Tegan Weston enough for really stepping up in Nat's absence, despite the difficulties.

We had the services of Shona Keaney from England, an opening bowler with experience in the Essex team. We were also lucky to find another player from England, Lizzie Dillam, who was studying here for a year. Without those two players we may not have been able to field a side at all. My thanks to both for also putting in a lot of time coaching the juniors.

It would be fair to say our results were disappointing, but that is not the fault of the players. With our six representative players unavailable for virtually the whole season - a total of only 29 Premier appearances between them - wins were few and far between.

In order to field a side we often called up players from wherever we could find them. The list of players that appeared for the side was longer than the supporting cast in a Peter Jackson film. We are developing strength at the level below, but they are far from ready to make the move up to Premiers full-time. Recruitment this winter will be a high priority.

The Division 1 and the Social Twenty20 grades were combined to form a single grade of nine teams before Christmas. While it provided players with a wider range of opposition to face, it was a little confusing at times; some games were nine-per-side, 35-over format and some eight-per-side Twenty20 format, depending on who the opposition was. After Christmas, the Ashburton team merged with East Christchurch Shirley and the grade was split into two separate Twenty20 competitions in February. The season concluded with Twenty20 and 40-over competitions within those same groupings. Overall our results were pretty solid with one trophy and three second placings.

The Social Twenty20 team started out well, but unfortunately some results were not entered into the system before Christmas, resulting in them missing an opportunity to play in the top section in March. Punam did a great job managing the team and keeping me informed throughout the season. The side was weakened with the loss of Camel Hamel (moved back to Wellington) and Monique Pettet (injury) but still managed to win eight of 13 completed matches and finish second in the latter two sections they played in.

The Division 1 side was co-coached and managed by Nick Glennie and coached by myself. They were placed fourth pre-Christmas, but then won the Twenty20 competition in February and just fell at the last hurdle in the 40-over competition, finishing second after dominating the round-robin. They were great results considering the constant changes in line-up from week to week. The players had to cover for the other teams (Premiers, Social Twenty20 and Division 2) almost every week; some played morning and afternoon games on the same day. The depth of ability in this side is amazing, led by skipper Grace Ansell, who averaged 90 with the bat. I have no doubt most of this side will go on to be very successful Premier players and beyond.

The Division 2 side began the year as juniors in a Year 8/9 grade. After Christmas the entire grade became known as Division 2. Managed by Nick Glennie and coached by Shona and Nick the girls really developed well. Pre-Christmas results were reasonable but the side relied heavily on players coming down from the Division 1 team to lead the way. Post-Christmas it was a real struggle as the team regularly played short and results fell away. However, the core of the team is strong and some smart recruiting over the winter should see a dramatic improvement next season.

With the promotion of the Year 8/9 to Division 2 we essentially had only one junior team. The Year 5/6/7 side was ably managed by Anthea and Craig Stanley. They worked tirelessly with help from Lizzie and the team's development throughout the season was excellent. When the girls moved to hard-ball cricket post-Christmas they really showed they were ready to step up, eventually winning the grade on the last day.

The Zone system

This season saw the introduction of a zone system. I won't explain it fully here but, in short, it allows clubs within the same zone to exchange female players on a day-to-day basis to help ensure teams are able to field sides. I must applaud the administrators for their forward thinking. While there were some teething problems, we were grateful for the use of players from the Merivale-Papanui and Burnside West University clubs at various times through the season. I hope we have fostered good relationships there for the future.

However, the players and administrators really need to buy into the system and continue to look forward. I am frustrated by the lack of concern that some of the game's custodians have shown. Comments regarding what "this club" or "that person" did in the past only mire us in parochial infighting. That mindset is detrimental to the goal of promoting women's cricket. Put aside those differences and do what is best for the players and the sport.

New Members

We were very pleased to welcome many new (or returning) members to the club. Those in *italics* had sampled cricket with the club last season before deciding to sign up formally this year. They include:

Lily Collier
Lizzie Dillam
Ellena Firth
Maia Grant
Petra Jack

Shona Keaney
Harriet Kinney
Brianna Longdin
Grace MacRae
Nicole Moore

Ash Mortimer
Sienna Odams
Estella Wallace
Sophie Wills

Members Who Have Left

We had a few players from last season who have since left town, retired or stopped playing altogether. Some occasionally still fill in for us when required (those shown in *italics* kindly helped us out this season). Those who left include:

Kate Bagshaw
Tayla Brown
Courtney Buckman
Saraia Cameron
Megan Gibbs
Harriet Gibson
Claudia Green
Caroline Hamel
Charlotte Holt

Alumeci Kikau
Casey Liddington
Maddie May
Grace McGregor
Brigit Moston
Casey O'Brien-Smith
Sarah Parker
Gen Pedersen
Maia Petersen

Monique Pettet
Billie Rawhiti
Charlie Stephens
Caitlin StrongRuth
Tuivakano
Kate van Beurten
Mila Wall
Amelia Webber
Savannah Winter

We thank you for your service to the club and, as always, we gladly welcome you back with open arms if you become available again.

CMCA Women's Club Cricket Player of the Year

This calculations were again based on the CricHQ MVP points system and considered one-day cricket only. Katie Morris was the highest-placed St Albans player in 14th.

| Top 10: | | | Points |
|---------|------------------------|-------------------------------|--------|
| 1st | Carolyn Esterhuizen | (Sydenham) | 119.58 |
| 2nd | Jenna Waghorn | (Sydenham) | 97.81 |
| 3rd | Frances Mackay | (Lancaster Park-East Shirley) | 93.48 |
| 4th | Meddy Hyde | (Old Boys Collegians) | 77.98 |
| 5th | Bernadine Bezuidenhout | (Sydenham) | 72.25 |
| 6th | Jacinta Savage | (Lancaster Park-East Shirley) | 67.18 |
| 7th | Hayley Aburn | (Old Boys Collegians) | 66.59 |
| 8th | Kirsty Nation | (Lancaster Park-East Shirley) | 60.15 |
| 9th | Jess Hastings | (Lancaster Park-East Shirley) | 56.65 |
| 10th | Rachel Candy | (Lancaster Park-East Shirley) | 56.06 |

St Albans players: Katie Morris 52.39, Gabby Sullivan 44.10, Shona Keaney 40.71, Lizzie Dillam 24.71, Sophie Gray 23.82, Ashley Harrison 19.34, Georgia Clarke 15.77, Natalie Cox 15.64, Sophie Oldershaw 14.03, Hayley Schimanski 13.97, Ash Mortimer 12.62, Paige van Beurten 12.43, Tegan Weston 10.70, Thamsyn Newton 8.49, Amy Satterthwaite 7.32, Grace Ansell 5.94, Lea Tahuu 5.10, Isabel Simmons 5.02, Kaylee Tavendale 4.08, Elrie Jordaan 2.75, Sophie Sinclair 0.36, Casey Liddington 0.30, Paris Andrews 0.10, Grace MacRae 0.00.

Representative Players

We were again proud as a club to have three New Zealand representatives. On top of that, all six of our provincial players were in champion teams after Canterbury won the national one-day competition and Otago the Twenty20 equivalent.

Special mention should be made about Amy Satterthwaite, who is one of the leading players in the international game right now. During the summer she achieved a record four consecutive ODI centuries (three against Pakistan and one against Australia). She took a hat-trick for her Hobart Hurricanes side in the Women's Big Bash League.

We also had a plethora of youngsters feature in various under-age sides, an encouraging sign for the future.

Congratulations to all of the following:

| | |
|-------------------------------------|---|
| New Zealand: | Thamsyn Newton, Amy Satterthwaite, Lea Tahuu |
| Canterbury: | Natalie Cox, Thamsyn Newton, Amy Satterthwaite, Gabby Sullivan, Lea Tahuu |
| Otago: | Georgia Clarke |
| Canterbury U21: | Sophie Gray, Gabby Sullivan |
| Chch Metro U17 Schoolgirls: | Sophie Gray, Casey Liddington |
| Canty Ctry U17 Schoolgirls: | Ash Mortimer |
| Chch Metro U15 Schoolgirls: | Grace Ansell, Ellena Firth, Casey Liddington, Sophie Sinclair, Brydie Washington |
| Canty Ctry U15 Schoolgirls: | Lily Collier, Brianna Longdin |
| CJCA U13: | Georgia Edge, Lucy Murray |
| CJCA Chch Red Year 7/8: | Georgia Edge, Lucy Murray |
| CJCA Chch Black Year 7/8: | Brydie Washington |
| CJCA Chch Blue Year 7/8: | Eve Doocey, Rebecca Doocey, Rebecca Stanley, Trinity Wright |
| Canty Ctry Primary Girls XI: | Ashleigh Fleming, Emily Glennie, Greer Richards |

Summary

It would be remiss of me to finish without saying thank you to all those who have supported me throughout the year:

- to all the coaches, managers, scorers and committee members I have called on at some point for assistance;
- to Nick Glennie, who went above and far beyond the call, managing two sides and spending the entire day with the Division 2 team in the morning and Division 1 in the afternoon, week-in and week-out;
- to the players for putting the effort in to be there every week;
- to the parents who waded through the torrent of emails that flowed from my desk - not to mention the late calls and texts as I shuffled players on Friday evenings/Saturday mornings - and who sat in the cold wind keeping score and 'Ubered' their charges across the city;
- to Tegan, who shouldered the burden of trying to keep the Premier side going under very difficult circumstances and with an ever-dwindling number of players to call upon;
- and, finally, to Barry van Beurten, who has mentored me every step of the way.

I would like to say I have enjoyed every moment of it. See you all next season.

Ryan Thomas



Left: Clem Gibbens was named the 2016/17 St Albans club player of the year after a season where he took 44 wickets at 11 and scored 318 runs.

He was also named the best morning grade men's all-rounder, struck the most runs off an over and captained the 2A Sabres team to their first title in eight years.

Below: The Barry Hadlee Series Twenty20 competition-winning 2B Cobras.

Back row (from left): Lars Davison, Andy Murray, Duane Pettet, Karl Josephs, Sam Flavell, Jamie Brown.

Front row: Joel Turner, Leighton Calkin, Nick Baker, Jared Weston, Nathan Court.





St Albans Cricket Club

2017/18 OPENING DAY

Saturday, September 30, 2017

Hagley Oval, Riccarton Avenue

3:15pm - Official Opening

(wet or fine)

Opening of 2017/18 season

Afternoon tea and bar open

New members, male and female, experienced or inexperienced, are warmly invited to attend and register for the 2017/18 season.

All existing members are encouraged to make every effort to attend Opening Day.

If you are unable to attend please ensure that your Club Captain is aware of your availability for the season prior to Opening Day, when teams need to be entered, so an indication of numbers is critical.

For further information contact:

Pierre Flavell (Chairman)

Clem Gibbens (Men's Club Captain)

Ryan Thomas (Women's Club Captain)

Ph: 021 269 5926 (M)

Ph: 027 363 0351 (M)

Ph: 022 032 8231 (M)

Top Individual Performances

It was the leanest year for standout batting and bowling performances for the club for some decades. Some of that is inevitably down to the number of weeks washed out - certainly the paucity of centuries is to be expected given how often batting conditions were less than ideal. However, it is a little surprising how few outstanding bowling spells there were, with wickets mostly shared around by our bowling units.

All three centuries came in the men's section. The best knock from the women's grades was Natalie Cox's 73 for the Premier side against the Sydenham Stars.

The top innings came when Joel Turner took full advantage of the flattest conditions possible for batting. He made his 127 not out on an artificial deck at Walter Park, when regular pitches fit for purpose were in scarce supply in the first month. It is the lowest individual score to top the Saints batting charts in five seasons. It was Turner's second century for the club, besting his previous best of 101 for the 2Bs against Hornby three seasons ago.

James Richards' 111 not out was only the third known century in Twenty20 cricket for the club, after Michael Davidson's 105 for the Premier men in 2005/06 (the first season it was played in Christchurch club cricket) and Mark Higgin's 123 not out for the Cavaliers Gold Twenty20 men in 2014/15. His whirlwind 59-ball knock (which included eight sixes) was his maiden century for the club, coming in his 94th game for St Albans. It goes some way towards erasing the nightmare associated with his previous best: he sat unbeaten on 99 for an entire week only to be dismissed first ball on day two of a Premier game against Lancaster Park Woolston five years ago.

18-year-old Sam Flavell had filled in for father Pierre's team (and others) a number of times since he was as young as 10, but only started playing full-time last year. He finally cracked three figures in his 40th game for the club, eclipsing his previous best of 55 not out against Marist-Harewood earlier in the season.

All four six-fors too came in the morning men's grade; in fact, the top 10 bowling spells all did. The best in the afternoon grades was Matt Fergusson's 5-29 for the 3Cs against Marist-Harewood and Jodi Archbold's 4-4 for the Social Twenty20 side were the best women's figures.

Reid Gibbens' extraordinary spell of 7-3 off six overs is the cheapest six-for for the club in three decades. Nobody has taken as many wickets for as few runs since Fiona Kemp (also 7-3) for the second grade women against East Christchurch Shirley in 1986/87. Sarah Parker's 8-4 against the same club in 2008/09 rates an honourable mention. It is Gibbens' maiden six-wicket haul for the club and

surpassed his previous best of 5-23 for the Premier side against Sydenham earlier in the season. His match figures of 8-18 off 13 overs were only bettered by 2A Sabres team-mate Hamish McLean, who took twin five-fors in a haul of 10-54 off 24 overs against East Christchurch Shirley in the final match of the season.

Matt Holstein was only back in town for a month mid-season, but it was like he was never away when he took 7-15 off 12.4 overs in his first game back. They were his career-best figures and second six-wicket bag, after taking 6-32 against Marist-Harewood way back in 2009/10.

Andy Murray tripled his career tally of six-wicket bags, with his 7-16 beating his previous best of 6-32 against Riccarton in 2013/14; which coincidentally were the same figures as his second bag taken later this season.

There were no hat-tricks this season, keeping up the unusual pattern of their either being zero or three hat-tricks in a season for the past six years.

Two of the best all-round performances of the year came from James Richards in consecutive games for the 2A Sabres in Twenty20 cricket (111 not out and 3-16 off four overs then 54 and 3-14 off four). Earlier in the same competition Clem Gibbens scored 51 and took 4-12 against a Christchurch Metro Secondary Schoolboys XI.

In two-day cricket Tom Meyrick took 5-43 and made 72 in a day for the Premier men against Riccarton. Leighton Calkin was the nearly-man in all four innings for the 2B Cobras against Hornby, scoring 43 and 39 and taking two four-fors.

| Batting: | | Grade | Opposition | Date |
|-----------------|------|---------------|-------------------|-------------|
| Joel Turner | 127* | 3C Men | v OBC SNCC | 15/10/16 |
| James Richards | 111* | 2A Sabres Men | v LP | 19/01/17 |
| Sam Flavell | 104* | 2B Cobras Men | v Horn | 11/02/17 |

| Bowling: | | Grade | Opposition | Date |
|-----------------|------|---------------|-------------------|-------------|
| Reid Gibbens | 7-3 | 2A Sabres Men | v LP | 04/03/17 |
| Matt Holstein | 7-15 | Premier Men | v Ricc | 11/02/17 |
| Andy Murray | 7-16 | 2B Cobras Men | v Mar-Hare | 12/11/16 |
| Andy Murray | 6-32 | 2B Cobras Men | v BWU | 11/03/17 |

St Albans Awards Winners, 2016/17

Most Ducks Cup:

Matt Ansley (2A Sabres Men) - 7 ducks

Most Sixes Crown:

Sam Flavell (2B Cobras Men) - 12 sixes

Most Economical Twenty20/One-day Bowling Figures:

4 overs: Leighton Calkin (2B Cobras Men) - 4-3-1-5

5 overs: Chantalle Lewis (Social T20 Women) - 5-1-6-3

8 overs: Duncan Hutton (4B Men) - 8-5-3-2

10 overs: Jaswinder Singh (2A Sabres Men) - 10-3-14-2

Most Runs Scored Off An Over (by a batsman):

Clem Gibbens (2A Sabres Men) - 22 runs

Most Runs Conceded Off An Over (by a bowler):

Leighton Calkin (2B Cobras Men) - 26 runs

Best All-rounders:

Men (morning): Clem Gibbens (2A Sabres Men) - 318 runs and 44 wickets

Men (afternoon): Jono Hamilton (3C Men) - 130 runs and 21 wickets and

Nick Burson (4B Men) - 278 runs and 12 wickets

Women: Katie Morris (Premier Women) - 196 runs and 30 wickets

Keeper: Joel Turner (2B Cobras/3C Men) - 405 runs and 28 dismissals

Rod McCurdy Award

(for faux pas, cricketing misdemeanours, peccadilloes and violations of cricketing etiquette, skill and social acceptability):

Aaron Johnstone

Gunna Award

(for claiming they were 'gunna do this' and 'gunna do that' often during the season):

Sam Price

Best After-match Speech Award:

Sam Price

Personality of the Year:

Alan Jamieson

Noel Love Memorial Trophy

(for the older St Albans member who shows outstanding enthusiasm, dedication, camaraderie and social interaction, both on and off the field):

Dave Perry

Supporter of the Year:

Roger Flower

Peers Cup

(club member contributing most on and off the field):

Duane Pettet

Zin Harris Memorial Cup
(young male player of the year):
Reid Gibbens (Premier/2A Sabres Men)

Kim Jamieson Memorial Cup
(young female player of the year):
Katie Morris (Premier Women)

Most Improved Young Female Player of the Year:
Lily Collier (Premier/Division 1/Social T20 Women)

Twenty20 Batsman of the Year
Michael Goldsbrough (Cavaliers T20 Super Swingers Men) - 284 runs at 31.56

Twenty20 Bowler of the Year
Andy Rogers (Cavaliers T20 Super Swingers Men) - 14 wickets at 12.00

Fielder of the Year Award
(most catches by a non-wicket-keeper):
Nick Baker (2B Cobras Men) - 16 catches

Daygo Award
(most afternoon grade wicket-keeping dismissals):
Joel Turner (3C Men) - 23 dismissals

Frank O'Brien Memorial Cup
(best batting average, 400+ runs):
Mark Hampton (President's Men) - 47.50 (475 runs)

Cyril Crawford Memorial Cup
(most runs):
Greg Dawson (Premier Men) - 692 runs

Tom Burtt Memorial Cup
(best bowling average, 25+ wickets):
Jaswinder Singh (2A Sabres Men) - 8.31 (26 wickets)

Don Sandman Memorial Cup
(most wickets):
Reid Gibbens (Premier/2A Sabres Men) - 47 wickets

Bob Webb Memorial Cup
(most wicket-keeping dismissals):
Alister Collins (Premier/2A Sabres Men) and Joel Turner (2B Cobras/3C Men) - 28 dismissals

Team Players of the Year:
Premier Men: Greg Dawson
2A Sabres Men: Clem Gibbens
2B Cobras Men: Andy Murray
3C Men: Joel Turner
4B Men: Nick Burson
President's Men: Richard Mather
Cavaliers T20 Super Swingers Men: Michael Goldsbrough
Premier Women: Katie Morris
Division 1 Women: Grace Ansell
Social T20 Women: Jo Bond

Club Player of the Year:
Clem Gibbens

NZC/CCA/Metro Awards Winners, 2016/17

Grade winners:

2A Sabres Men - Two-day competition
2B Cobras Men - Barry Hadlee Series (Twenty20)
Division 1 Women - Phyl Blackler Series (Twenty20)

also:

President's Grade Men - Graham Frampton Memorial Challenge Cup
Year 6/7/8 Girls - post-Christmas (2017) joint competition winners

Club cricket awards:

Peter Sharp Trophy
(for club administrator of the year):

Alan Jamieson

Special Award
(for more than four decades of service to club cricket):

Alan Jamieson

Sportsmanship Trophy for Batting
(awarded for sportsmanlike conduct in the men's Premier grade as voted by umpires):
Greg Dawson (joint with Cam Hawkins of Burnside West University)

Premier Men's Club Team of the Year
(selections based on performances in the one-day and two-day competitions):

Greg Dawson

Representative awards:

Canterbury Magicians Bowler of the Year:

Amy Satterthwaite

New Zealand Women's One-Day International Player of the Year:


Amy Satterthwaite



Amy Satterthwaite had a remarkable year at club, provincial and international level.

Here she is collecting the Canterbury Magicians bowler of the year award, though it was her batting that shone even brighter in 2016/17.

TEAM REPORTS



Final Men's Competition Points

Premier Trophy (two-day)

| | |
|---------------------------|-------|
| Old Boys Collegians | 98.09 |
| Burnside West University | 85.10 |
| Riccarton | 82.84 |
| Sydenham | 81.51 |
| St Albans | 81.28 |
| Lancaster Park | 54.67 |
| East Christchurch Shirley | 53.00 |
| Marist-Harewood | 26.26 |

Premier Cup (one-day)

| | |
|---------------------------|----|
| East Christchurch Shirley | 34 |
| St Albans | 29 |
| Old Boys Collegians | 27 |
| Riccarton | 24 |
| Sydenham | 17 |
| Lancaster Park | 12 |
| Burnside West University | 12 |
| Marist-Harewood | 5 |

Semi: Ricc beat ES

Semi: **OBC beat St A**

Final: OBC beat Ricc

Dick Motz Series (T20) - Pool 1

St A 20, ES 20, Mar-Hare 15,
Ricc 15, Sum 5, Hals 0

Dick Motz Series (T20) - Pool 2

LP 20, Syd 20, OBC 15,
BWU 15, Heath 5, MP 0

Semi: **Syd beat St A**

Semi: LP beat ES

Final: Syd beat LP

Nathan Astle Series (T20) - Pool 1

Ricc 20, LP-Add 15, Syd 15,
OBC 15, BWU 10, NB 0

Nathan Astle Series (T20) - Pool 2

St A Sabres 25, LP 20, SD 15,
CBHS 1st XI 5, Metro SS XI 5

Semi: Ricc beat LP

Semi: **St A Sabres beat LP-Add**

Final: **Ricc beat St A Sabres**

Barry Hadlee Series (T20) - Pool 1

ES 20, **St A Cobras 20**, Horn 15,
Ricc 13, LP 8

Barry Hadlee Series (T20) - Pool 2

OBC Gators 25, Heath 15, MP 15,
Syd 15, Mar-Hare 5, BWU 0

Semi: ES beat Heath

Semi: **St A Cobras beat OBC Gators**

Final: **St A Cobras beat ES**

2nd Grade Red (timed) - G Dowling Series

| | |
|---------------------------|-------|
| Lancaster Park | 45.34 |
| Old Boys Collegians | 34.88 |
| East Christchurch Shirley | 26.49 |
| St Albans Sabres | 25.81 |
| Hornby | 20.68 |
| Merivale-Papanui | 19.29 |

2nd Grade Black (timed) - G Dowling Series

| | |
|--------------------------|-------|
| Riccarton | 44.88 |
| Heathcote | 39.66 |
| Sydenham | 37.24 |
| St Albans Cobras | 23.75 |
| Burnside West University | 22.39 |
| Marist-Harewood | 1.83 |

2nd Grade (one-day) - Red Section

| | |
|---------------------------|----|
| Lancaster Park | 54 |
| East Christchurch Shirley | 41 |
| St Albans Sabres | 33 |
| Hornby | 21 |
| Old Boys Collegians | 11 |
| Merivale-Papanui | 0 |

2nd Grade (one-day) - Black Section

| | |
|--------------------------|-----|
| Riccarton | 55 |
| Burnside West University | 33 |
| St Albans Cobras | 22 |
| Heathcote | 21 |
| Sydenham | 20 |
| Marist-Harewood | 9.5 |

Semi: LP v BWU - abandoned

Semi: Ricc beat ES

Final: Ricc beat LP

2A Grade Trophy (two-day)

| | |
|---------------------------|-------|
| St Albans Sabres | 72.12 |
| Riccarton | 70.84 |
| Lancaster Park | 57.02 |
| East Christchurch Shirley | 50.21 |
| Sydenham | 40.47 |
| Heathcote | 31.38 |

3C Grade - Championship

| | |
|-------------------------------------|----|
| East Christchurch Shirley Firebirds | 66 |
| New Brighton Panelbeaters | 60 |
| Lancaster Park-Addington | 58 |
| Richmond | 55 |
| St Albans | 53 |
| Marist-Harewood | 51 |
| Southern Districts | 48 |
| Old Boys Collegians SNCC | 33 |

3C Grade - Trophy

Final: ES Firebirds v NB Panelbeaters - abandoned

3rd Place: LP-Add v Rich - abandoned

5th Place: St A beat Mar-Hare

7th Place: OBC SNCC beat SD

President's Grade - Championship

| | |
|----------------------------------|----|
| East Christchurch Shirley Gold | 70 |
| Merivale-Papanui Identity Signs | 70 |
| East Christchurch Shirley Blue | 60 |
| *-St Albans | 55 |
| Sydenham Cardinals | 50 |
| Hornby | 45 |
| Burnside West University Foxes | 45 |
| Merivale-Papanui Bishop Brothers | 35 |
| Old Boys Collegians | 35 |
| Sydenham Hospital | 15 |

Presidents Grade - Top 4

| | |
|---------------------------------|----|
| Merivale-Papanui Identity Signs | 11 |
| East Christchurch Shirley Blue | 11 |
| St Albans | 6 |
| East Christchurch Shirley Gold | 6 |

President's Grade - Bottom 6

Horn 13, BWU Foxes 13, OBC 8,
Syd Cardinals 5, MP Bishop Brothers 3,
Syd Hospital 0

* - denotes the current holder of the
Graham Frampton Challenge Cup

x - denotes withdrawn during
the season by its club

2B Grade Trophy (two-day)

| | |
|--------------------------|-------|
| Burnside West University | 86.30 |
| Merivale-Papanui | 68.01 |
| Old Boys Collegians | 58.15 |
| Hornby | 55.90 |
| St Albans Cobras | 50.00 |
| Marist-Harewood | 27.27 |

4B Grade - Championship

| | |
|------------------------------|----|
| Richmond Gold | 86 |
| Heathcote | 75 |
| Southern Districts Sunrisers | 73 |
| City Eagles | 64 |
| Merivale-Papanui Rebels | 64 |
| The Wanderers | 48 |
| Lancaster Park Orcas | 43 |
| Merivale-Papanui Accessman | 40 |
| St Albans | 38 |
| Richmond Blue | 35 |

4B Grade - Trophy

Final: Rich Gold beat Heath

3rd Place: SD Sunrisers beat City Eagles

5th Place: MP Rebels v Wanderers - abandoned

7th Place: LP Orcas beat MP Accessman

9th Place: St A v Rich Blue - abandoned

Cavaliers T20 Grade (Sec 1) - Championship

BWU Dubai DT 78, OBC Super Colds 78,
Syd Blues 68, OBC Team Boon 56,
SD 51, Horn Rats 45, Rich New Yorker Porkers 39,
BWU Ghetto Hustlers 26

Cavaliers T20 Grade (Sec 2) - Championship

| | |
|-----------------------------------|----|
| Halswell Red Vets | 73 |
| Riccarton Hogs | 65 |
| St Albans Super Swingers | 63 |
| Burnside West University Strikers | 58 |
| Heathcote Bangers | 50 |
| Parklands | 48 |
| Marist-Harewood Avesec | 33 |
| Pirates | 23 |

Cavaliers T20 Grade (Sec 2) - Trophy

Final: Ricc Hogs beat Hals Red Vets

3rd Place: **BWU Strikers beat St A SSwingers**

Cavaliers T20 Grade (Sec 3) - Championship

ES Sheas 68, NB Wave Riders 53,
BWU TMF 51, Heath The Valley Crew 48,
Mar-Hare 43, SD 43, BWU The Believers 35,
x-Heath Hooligans 9

Cavaliers T20 Grade (Sec 3) - Top 4

ES Sheas 15, Heath The Valley Crew 10,
NB Wave Riders 5, BWU TMF 0

Cavaliers T20 Grade (Sec 3) - Bottom 4

BWU The Believers 10, SD 5, Mar-Hare 0

Club Competition Points

PETERSEN SHIELD

| | |
|---------------------------|------|
| Riccarton | 8.55 |
| East Christchurch Shirley | 8.34 |
| Lancaster Park | 7.81 |
| St Albans | 7.04 |
| Old Boys Collegians | 6.53 |
| Sydenham | 6.27 |
| Burnside West University | 5.71 |
| Marist-Harewood | 4.25 |

HADLEE TROPHY (Premier two-day)

| | |
|---------------------------|-----|
| Lancaster Park | 398 |
| Riccarton | 396 |
| Burnside West University | 392 |
| Old Boys Collegians | 392 |
| St Albans | 388 |
| East Christchurch Shirley | 380 |
| Sydenham | 367 |
| Marist-Harewood | 331 |

MELHUIH SHIELD

| | |
|-------------------------------------|-----|
| LP - 2B & Prem Women | 152 |
| ES - Pres Gold & Prem Women | 136 |
| Ricc - 2A & Cavs Hogs | 135 |
| BWU - 3A Cannons & Cavs Dubai DT | 123 |
| St A - Prem & Pres | 123 |
| Sum - Sen A & 3B | 118 |
| MP - Sen A & Pres | 116 |
| Mar-Hare - 3A & 4A | 114 |
| LP - Prem & 2A | 111 |
| Syd - 3C Cardinals & Pres Cardinals | 108 |
| ES - Prem & 3A | 106 |
| Rich - Sen A & 3A | 101 |
| St A - 2A & 2B | 93 |
| Hals - 3A & Cavs | 90 |
| BWU - Prem & Pres | 90 |
| MP - 2B & 3C | 88 |
| Syd - Prem Women & Div 1 Women | 85 |
| Heath - Sen A & 2B | 84 |
| OBC - Prem & Pres | 83 |

| | |
|------------------------------------|----|
| ES - 2A & Pres Blue | 83 |
| Horn - Pres & Cavs Rats | 78 |
| Syd - 3A Punjab & Cavs | 78 |
| Syd - Prem & 2A | 78 |
| St A - Cavs & T20 Women | 78 |
| NB - Sen A & 3B | 68 |
| Syd - 2B & 3B | 68 |
| OBC - 2B & 3B | 63 |
| MP - 3B & 4B LBJ | 59 |
| Hals - Sen A & 3B | 58 |
| OBC - 2A & 3A | 55 |
| Mar-Hare - 3B & 4B | 53 |
| Horn - 2B & 3B | 51 |
| SD - Sen A & Cavs | 49 |
| St A - Prem Women & Div 1 Women | 48 |
| Mar-Hare - 3C & Cavs | 43 |
| Mar-Hare - Prem & 2A | 24 |
| Syd - 3C All Stars & Pres Hospital | 10 |

Premier Men

| | P | W | L | D/T/NR | Place |
|------------------|----|----|---|--------|----------|
| Two-day: | 7 | 3 | 1 | 3 | 5th (8) |
| One-day: | 8 | 5 | 3 | 0 | 3rd (8) |
| Twenty20: | 6 | 4 | 2 | 0 | 3rd (12) |
| Total: | 21 | 12 | 6 | 3 | |

The 2016/17 season started off with a few differences from the previous seasons: new captain, new coach, no signed overseas professional and a couple of mainstays choosing to brave a UK winter. This meant it was an opportunity for local guys to step up to the plate and a good chance to find some new players for the club. Also, we were lucky to welcome back a few old faces that had been missing over the last few years.

Two-day competition

The competition followed its usual format, with two games to start the season and the other five played after the one-day competition ended.

The first game was against Lancaster Park at Garrick Park with James "Trapper" Tapper continuing where he left off from last season, picking up a five-wicket bag to help us bowl LP out for 110. We managed to get 155/6 at the end of day one, thanks to Greg "Coach" Dawson being 76 not out. Unfortunately, day two was lost to the weather gods.

We were then off to the "Birdcage" to face East Christchurch Shirley, where batting first we made a competitive 215/6 declared after 60 overs. Dawson continued his love for scoring runs at Burwood Park with another fine knock of 73 and Ben Langrope chipped in with 51. A solid bowling display saw Saints take an 82-run lead into the second innings with Tapper taking three wickets. We then set them 228 off 58 overs, however after another great bowling effort by all we came up just short. Easts held on for a draw, ending up on 86/8 off the 58 overs with Langrope taking 3-15 off 13 overs.

The next round wasn't until the last fortnight before the Christmas break. We played Burnside on the new Hagley 5 ground (the old Hospital Corner 3). This was probably our worst performance of the season, losing outright by 97 runs. We took a slender five-run lead into the second innings after bowling them out for 116. Burnside set us 174 to win, however we were all out for 76. Cam Johnson and Tapper took four wickets each in the second innings.

With two draws and a loss we needed to get back on track fast, which we did by winning our next three matches, against Riccarton, Sydenham and Marist-Harewood. Against Riccarton, Tom "Tinder" Meyrick earned the team a keg with his five wickets and 72 runs in the first innings and a seven-wicket bag from Matt "Rooster" Holstein in the second saw us comfortable winners by six wickets.

Most of day one was lost to weather against Sydenham, however both teams declared first innings to play for outright points. After a good performance with the bat from Dan Sharples (70) we set Syds 195 to win off 58 overs. We managed to bowl them out 34 runs short of the target, with Scott Johnston taking 5-34 off 11 overs.

The win against Marist was by an innings and 23 runs. Batting first we made 222 off 56 overs, with Dawson scoring 87 and Ryan "Singy" Cockburn chiming in with a good 33 in the middle order. We then rolled Marist for 94 and 105, with Langrope and Holstein combining for match figures of 12-41 between them.

This then gave us a mathematical chance to win the competition in the last round if we had a big win over Old Boys Collegians. However, a first innings loss took care of that and the second day was lost to weather after only an hour's play. We batted first and made 198 on the back of 71 from James "Fulton" Richards, however OBC got to 201/6 with ease and declared after 54 overs. Jamie "Nutbrown" Brown bowled with his usual heat and aggression to take 4-39 off 17 overs. We ended up finishing fifth overall, with OBC taking out the title.

One-day competition

Going into the white-ball format as defending champions, we started off on the right foot with five wins out of five. The first game was against Marist on Labour Day Monday. Robbie "Gas Bottle" Polson put the shoulder charge of the year on the captain in warm-ups, which resulted in stitches. James "Matthew Michael" Bevin was luckily on hand to assist with his medical know-how. We managed to win by eight wickets after chasing Marist's 122. James "Corpse" Southby took 4-32 off his 10 and Dawson again scoring an unbeaten 50, sharing an unbeaten partnership of 65 with Bevin to see us through.

Game two was against Syds on the Cricket Live Day at Burnside Park. After average weather on the Saturday, the game was rescheduled to the Sunday. This saw the return of David Twigg and the introduction of Mario "Spank Spank" Stols to the side ... and what an introduction it was! Mario opened the bowling and took a wicket with his first ball for Saints, on his way to figures of 3-18. But the day belonged to Reid Gibbens, who bowled the spell of his life (5-23 off 8.5 overs), including the big wicket of the evergreen Chris Harris for a duck. This meant we were chasing just 91 to win. Though we managed to lose six wickets along the way, Bevin batted confidently for 42 not out to see us through to the end. We then travelled back to the Birdcage for another battle with Easts. We bowled first and restricted the home side to 163. Bevin made sure the chase was no contest, again batting confidently for 73 off 75 balls. Our six-wicket win with 16 overs left also saw us become the holders of the Challenge Trophy.

At Burnside Park we posted a competitive 204/5, thanks to a surprisingly patient knock of 83 from Langrope. He partnered up with Richards for a 105-run stand for the fifth wicket. The game was in the balance with the home team 135/4, but two crucial run outs and a stranglehold from spinners David "Noise" Armitt and Cockburn saw us victors by 54 runs.

Our game against LP at Garrick Park was weather-affected and reduced to 38 overs per side. The captain was again in the wars with a dislocated finger, however the boys played on and restricted LP to 151; three wickets to Stols and a good spell by Bailen "Smile" Thatcher. Contributions by Polson, James Southby, Cockburn and William "Chip Chip" Southby saw us winners by six wickets.

With a semi-final spot already secured with two rounds to play, this was where the season took a turn for the worse. We won the toss and batted first on a good Hagley Oval wicket against OBC, however could only post 163. This proved no challenge for OBC, who ran away to a seven-wicket victory with 16 overs remaining. The only highlight was Richards earning the lads a keg by taking a wicket towards the end of the game. This also meant we lost the Challenge Trophy to OBC. Our game against Riccarton at Upper Riccarton Domain coincided with a Mid Canterbury fixture, which meant half of the team were unavailable. We lost the toss on a damp wicket, but posted a competitive 170 after a good opening partnership by Richards and Dawson. However, Riccs made light work of the total, winning by six wickets with 12 overs remaining.

Qualifying second after the round-robin saw us matched with third-placed OBC at Elmwood Park in the semi-final. Overnight bad weather led to it being shortened to a 28-over match. We won the toss and decided to bowl and OBC made a fair total of 145/6. The chase got off to a poor start, losing wickets in clumps with no partnerships able to get going at all. Reeling at 54/8, Tapper took the bull by the horns and showed some real grit and determination to get us back in the game. Together with Alister Collins they put on 71 for the ninth wicket. Cam Johnson also showed fight as he and Tapper got it to needing nine off the final over. Sadly, it wasn't meant to be, with Tapper's memorable knock of 67 - and the game - ended by a direct hit run out from the boundary on the first ball. OBC went on to win the title, beating Riccarton in the final.

Twenty20 competition

This competition took on a new look from that of previous years. The Premier sides were joined by four Senior A teams to form two pools of six, from which the top two teams advanced to semi-finals. There were double-headers on two Saturdays plus a Thursday twilight fixture.

The first two rounds were at Burwood Park, with game one against Halswell on the tiny No. 2 ground. We batted first and things weren't looking good after a maiden in the first over. Halswell were confident in their start, however the next 19 overs were a bloodbath. We posted a mammoth 245/4 thanks to Polson (73), Dawson (52) and James Southby (45). We then had a disciplined bowling performance to bowl them out for 147 in 18.5 overs. Southby wrapped up a memorable game with 4-25 off his four overs.

We then had a tight battle with Easts on the No. 1 ground. They posted a decent total of 153/6, with Meyrick (2-23) being the best of our bowlers. The chase got off to the worst start, with Dawson being run out without facing off the first ball of the innings. However, the boys rallied to win by

three wickets with two balls remaining. Dan Sharples was the hero with a great knock of 54 from 38 balls, including five sixes. The innings was finished off by Meyrick in his usual casual manner.

The Thursday night fixture against Riccarton was where we would suffer our first loss. Playing on Hagley 5, we could only post 86 as again a lack of partnerships let us down. We managed to take the game deep, however Riccs did what they had to, winning by five wickets with four balls left.

The final double-header was again at Hagley, where we needed two wins to make the semis. We started off by beating Marist by 46 runs as Polson (70 not out) and Dawson (61) impressed with a 122-run opening stand on the way to a total of 145/3. The bowlers then knuckled down to restrict Marist to just 99/6 off their 20 overs. Wickets were shared around, though Tapper had staggering figures of 1-5 off his four overs.

We posted 136/5 in the final game against Sumner; Dawson again profiting with 59. This proved to be too much for the Senior A side, with the bowlers restricting them to 86/6. The highlight was Meyrick with tidy figures of 2-12 off four.

This meant we qualified second in our pool and would face Sydenham in another Thursday night fixture for a spot in the final. After choosing to bat first, we were back to our old tricks with no partnerships of substance and could only post a total of 81. Again the bowlers showed fight after Syds got off to a flyer - 44 off 5.5 overs - to pull the game back, taking six wickets for the next 20 runs. However, Syds inched their way over the line, running out winners by four wickets with three overs to spare. Thatcher was the best of our bowlers with 3-11 off four overs. Syds went on to beat LP in the final on Waitangi Day.

All in all, it was a decent season for the team despite not picking up any silverware. We lost two semi-finals to the eventual competition winners and had a chance to win the two-day competition on the final day. With just a touch more luck we could've easily collected a trophy or two. A special mention to the lads that made their Saints Premier men's debuts throughout the season: Ryan Cockburn, Jamie Brown, Sean Carston, Hamish McLean, Sam Gilbert and Mario Stols. Congratulations to Greg Dawson, who was our team player of the year and was also named in the Christchurch Metro Premier men's team of the year.

I would personally like to thank Greg Dawson for his efforts throughout the year as coach. A special thanks our scorer David Perry for his contributions over the last five seasons. Unfortunately, he won't be with us next year, but on behalf of the team and myself we wish you and your wife all the best in Dunedin.

I have really enjoyed my first year as captain and thank everyone who has helped me get through it. I'm already looking forward to next year, in our attempt to get some silverware in the cabinet and chant "Oh, when the Saints".

Ben Langrope

Premier Men Two-day Averages, 2016/17

| | Mat | Inn | NO | HS | Runs | Ave | 100 | 50 | Ct | St | O | M | R | W | Ave | Best | 4wi | 5wi | SR | Econ |
|--------------|-----|-----|----|-----|------|-------|-----|----|----|----|-------|----|-----|----|-------|------|-----|-----|------|------|
| DJ Armitt | 2 | 0 | - | - | - | - | - | - | 1 | - | 30 | 9 | 60 | 4 | 15.00 | 2-15 | - | - | 45.0 | 2.00 |
| JMM Bevin | 2 | 3 | 0 | 36 | 42 | 14.00 | - | - | 1 | - | - | - | - | - | - | - | - | - | - | - |
| J Brown | 3 | 2 | 0 | 4 | 5 | 2.50 | - | - | 1 | - | 48 | 14 | 98 | 10 | 9.80 | 4-39 | 1 | - | 28.8 | 2.04 |
| SW Carston | 1 | 1 | 1 | 0* | 0 | - | - | - | - | - | - | - | - | - | - | - | - | - | - | - |
| RN Cockburn | 6 | 7 | 0 | 38 | 166 | 23.71 | - | - | 2 | - | 42.3 | 12 | 79 | 6 | 13.17 | 2-18 | - | - | 42.5 | 1.86 |
| ADC Collins | 1 | 2 | 0 | 1 | 1 | 0.50 | - | - | 1 | - | - | - | - | - | - | - | - | - | - | - |
| GJ Dawson | 7 | 12 | 3 | 87 | 320 | 35.56 | - | 3 | 8 | - | - | - | - | - | - | - | - | - | - | - |
| SJ Gilbert | 2 | 1 | 0 | 15 | 15 | 15.00 | - | - | - | - | - | - | - | - | - | - | - | - | - | - |
| MP Grafton | 2 | 2 | 0 | 2 | 2 | 1.00 | - | - | 1 | - | - | - | - | - | - | - | - | - | - | - |
| MP Holstein | 3 | 2 | 1 | 15* | 23 | 23.00 | - | - | - | - | 40 | 17 | 44 | 13 | 3.38 | 7-15 | - | 1 | 18.5 | 1.10 |
| CF Johnson | 7 | 6 | 5 | 14* | 29 | 29.00 | - | - | 3 | - | 106.4 | 26 | 291 | 16 | 18.19 | 4-74 | 1 | - | 40.0 | 2.73 |
| SS Johnston | 2 | 0 | - | - | - | - | - | - | 1 | - | 20 | 8 | 43 | 5 | 8.60 | 5-34 | - | 1 | 24.0 | 2.15 |
| AF Johnstone | 2 | 1 | 1 | 1* | 1 | - | - | - | 1 | - | - | - | - | - | - | - | - | - | - | - |
| BJ Langrope | 7 | 9 | 1 | 51 | 178 | 22.25 | - | 1 | 7 | - | 67 | 17 | 160 | 17 | 9.41 | 3-12 | - | - | 23.6 | 2.39 |
| HR McLean | 1 | 0 | - | - | - | - | - | - | - | - | - | - | - | - | - | - | - | - | - | - |
| TA Meyrick | 5 | 5 | 0 | 72 | 136 | 27.20 | - | 1 | 2 | - | 44.2 | 11 | 122 | 8 | 15.25 | 5-43 | - | 1 | 33.3 | 2.75 |
| RA Polson | 7 | 8 | 0 | 41 | 101 | 12.63 | - | - | 4 | - | 5 | 1 | 18 | 1 | 18.00 | 1-18 | - | - | 30.0 | 3.60 |
| JM Richards | 6 | 9 | 2 | 71 | 118 | 16.86 | - | 1 | 3 | - | 1.2 | 1 | 0 | 0 | - | - | - | - | - | 0.00 |
| DJ Sharples | 4 | 5 | 0 | 70 | 91 | 18.20 | - | 1 | 12 | 1 | - | - | - | - | - | - | - | - | - | - |
| JM Southby | 7 | 8 | 0 | 34 | 83 | 10.38 | - | - | 1 | - | 21.4 | 7 | 53 | 2 | 26.50 | 2-11 | - | - | 65.0 | 2.45 |
| WT Southby | 1 | 1 | 0 | 16 | 16 | 16.00 | - | - | 1 | - | - | - | - | - | - | - | - | - | - | - |
| JH Tapper | 7 | 9 | 5 | 29 | 93 | 23.25 | - | - | 6 | - | 137.2 | 28 | 324 | 18 | 18.00 | 5-37 | 1 | 1 | 45.8 | 2.36 |
| BJ Thatcher | 4 | 5 | 0 | 22 | 62 | 12.40 | - | - | 3 | - | 15 | 2 | 46 | 1 | 46.00 | 1-17 | - | - | 90.0 | 3.07 |

Premier Men One-day Averages, 2016/17

| | Mat | Inn | NO | HS | Runs | Ave | 100 | 50 | Ct | St | O | M | R | W | Ave | Best | 4wi | 5wi | SR | Econ |
|--------------|-----|-----|----|-----|------|-------|-----|----|----|----|------|----|-----|---|-------|------|-----|-----|------|-------|
| DJ Armitt | 4 | 0 | - | - | - | - | - | - | 2 | - | 34 | 6 | 93 | 7 | 13.29 | 2-19 | - | - | 29.1 | 2.74 |
| JMM Bevin | 4 | 4 | 2 | 73 | 172 | 86.00 | - | 1 | 3 | - | - | - | - | - | - | - | - | - | - | - |
| SW Carston | 1 | 1 | 0 | 2 | 2 | 2.00 | - | - | - | - | 1 | 0 | 14 | 0 | - | - | - | - | - | 14.00 |
| RN Cockburn | 5 | 4 | 2 | 35* | 72 | 36.00 | - | - | - | - | 33 | 5 | 103 | 3 | 34.33 | 1-16 | - | - | 66.0 | 3.12 |
| ADC Collins | 1 | 1 | 0 | 18 | 18 | 18.00 | - | - | 1 | - | - | - | - | - | - | - | - | - | - | - |
| GJ Dawson | 8 | 8 | 1 | 52* | 191 | 27.29 | - | 1 | 6 | - | 4 | 0 | 10 | 0 | - | - | - | - | - | 2.50 |
| R Gibbens | 2 | 1 | 0 | 0 | 0 | 0.00 | - | - | 1 | - | 11.5 | 1 | 41 | 5 | 8.20 | 5-23 | - | 1 | 14.2 | 3.46 |
| MP Grafton | 3 | 2 | 0 | 18 | 19 | 9.50 | - | - | 1 | - | - | - | - | - | - | - | - | - | - | - |
| CF Johnson | 5 | 2 | 2 | 6* | 8 | - | - | - | 3 | - | 36.4 | 4 | 148 | 8 | 18.50 | 2-21 | - | - | 27.5 | 4.04 |
| AF Johnstone | 7 | 3 | 2 | 14* | 19 | 19.00 | - | - | 3 | - | - | - | - | - | - | - | - | - | - | - |
| BJ Langrope | 7 | 5 | 1 | 83 | 144 | 36.00 | - | 1 | 2 | - | 36.3 | 5 | 135 | 6 | 22.50 | 3-29 | - | - | 36.5 | 3.70 |
| TA Meyrick | 2 | 2 | 0 | 1 | 1 | 0.50 | - | - | - | - | 8 | 0 | 54 | 0 | - | - | - | - | - | 6.75 |
| RA Polson | 7 | 7 | 0 | 35 | 106 | 15.14 | - | - | 5 | - | - | - | - | - | - | - | - | - | - | - |
| JM Richards | 7 | 6 | 2 | 45 | 89 | 22.25 | - | - | 1 | - | 7 | 0 | 22 | 2 | 11.00 | 1-5 | - | - | 21.0 | 3.14 |
| JM Southby | 6 | 6 | 0 | 43 | 84 | 14.00 | - | - | 2 | - | 26.2 | 2 | 116 | 4 | 29.00 | 4-32 | 1 | - | 39.5 | 4.41 |
| WT Southby | 2 | 2 | 1 | 16* | 22 | 22.00 | - | - | 2 | - | - | - | - | - | - | - | - | - | - | - |
| MF Stols | 3 | 1 | 0 | 0 | 0 | 0.00 | - | - | - | - | 19 | 5 | 70 | 8 | 8.75 | 3-18 | - | - | 14.3 | 3.68 |
| JH Tapper | 8 | 4 | 0 | 66 | 125 | 31.25 | - | 1 | 1 | - | 56.1 | 11 | 205 | 8 | 25.63 | 2-24 | - | - | 42.1 | 3.65 |
| BJ Thatcher | 4 | 4 | 0 | 9 | 17 | 4.25 | - | - | - | - | 12.3 | 0 | 61 | 2 | 30.50 | 2-30 | - | - | 37.5 | 4.88 |
| DD Twigg | 2 | 1 | 0 | 0 | 0 | 0.00 | - | - | - | - | 15 | 3 | 45 | 2 | 22.50 | 1-11 | - | - | 45.0 | 3.00 |

Premier Men Twenty20 Averages, 2016/17

| | Mat | Inn | NO | HS | Runs | Ave | 100 | 50 | Ct | St | O | M | R | W | Ave | Best | 4wi | 5wi | SR | Econ |
|---------------------|-----|-----|----|-----|------|-------|-----|----|----|----|------|---|-----|---|-------|------|-----|-----|------|------|
| RN Cockburn | 6 | 3 | 0 | 16 | 33 | 11.00 | - | - | 2 | - | 19 | 0 | 104 | 3 | 34.67 | 1-15 | - | - | 38.0 | 5.47 |
| GJ Dawson | 6 | 6 | 0 | 61 | 181 | 30.17 | - | 3 | - | - | - | - | - | - | - | - | - | - | - | - |
| SJ Gilbert | 3 | 2 | 0 | 2 | 2 | 1.00 | - | - | - | - | - | - | - | - | - | - | - | - | - | - |
| CF Johnson | 4 | 2 | 1 | 0* | 0 | 0.00 | - | - | 1 | - | 13 | 1 | 44 | 4 | 11.00 | 2-4 | - | - | 19.5 | 3.38 |
| AF Johnstone | 5 | 1 | 1 | 0* | 0 | - | - | - | 3 | 2 | - | - | - | - | - | - | - | - | - | - |
| BJ Langrope | 4 | 4 | 1 | 34* | 73 | 24.33 | - | - | 2 | - | 10.1 | 0 | 57 | 5 | 11.40 | 2-6 | - | - | 12.2 | 5.61 |
| TA Meyrick | 6 | 6 | 2 | 17* | 62 | 15.50 | - | - | 2 | - | 16.4 | 0 | 93 | 4 | 23.25 | 2-12 | - | - | 25.0 | 5.58 |
| RA Polson | 6 | 6 | 1 | 73 | 228 | 45.60 | - | 2 | 2 | - | 1 | 0 | 2 | 1 | 2.00 | 1-2 | - | - | 6.0 | 2.00 |
| JM Richards | 2 | 1 | 0 | 1 | 1 | 1.00 | - | - | 1 | - | 1 | 0 | 6 | 0 | - | - | - | - | - | 6.00 |
| DJ Sharples | 6 | 6 | 1 | 54 | 94 | 18.80 | - | 1 | 2 | - | - | - | - | - | - | - | - | - | - | - |
| JM Southby | 6 | 5 | 0 | 45 | 68 | 13.60 | - | - | - | - | 9.2 | 0 | 59 | 5 | 11.80 | 4-25 | 1 | - | 11.2 | 6.32 |
| JH Tapper | 6 | 2 | 0 | 8 | 10 | 5.00 | - | - | - | - | 22 | 1 | 120 | 6 | 20.00 | 2-27 | - | - | 22.0 | 5.45 |
| BJ Thatcher | 6 | 3 | 1 | 16* | 29 | 14.50 | - | - | 7 | - | 23 | 2 | 144 | 9 | 16.00 | 3-11 | - | - | 15.3 | 6.26 |

2A Grade Men SABRES

| | P | W | L | D/T/NR | Place |
|------------------|----|----|---|--------|---------------|
| Two-day: | 5 | 3 | 0 | 2 | 1st (6) |
| One-day: | 5 | 3 | 2 | 0 | 5th=* (12) |
| Twenty20: | 6 | 5 | 1 | 0 | 2nd (11) |
| Timed: | 4 | 1 | 2 | 1 | 4th (6) |
| Total: | 20 | 12 | 5 | 3 | * 3rd Red Sec |

The 2016/17 season threw up some new challenges for the 2A Sabres team. Though the core of the squad remained the same, the loss of club stalwart Dan Johnston and opening bowler Emmett Boyle - as well as not having any overseas players - meant we were looking at a quite different team.

An off-season restructure saw the best 2B grade teams combine with the existing 2A sides for the early part of the season. The points from the new timed cricket format (a one-innings game which effectively mimics the second day of a two-dayer) plus the one-day competition would determine the composition of the 2A and 2B two-day competitions thereafter. This meant there was more than just silverware to play for, with the threat of relegation also hanging over our heads.

We began with the new Graham Dowling Series (timed cricket), which made for a challenging start to the season. No-one was really sure how to approach this style of game, so we were learning as we went along. This, coupled with the weather having a say in many games early on, meant we didn't start the season particularly well and eventually finished in the lower half of the table.

The pressure was now on us to deliver a strong showing in the one-dayers to ensure we qualified for the 2A two-day competition. We started the campaign well with big wins over Old Boys Collegians, Hornby and Merivale-Papanui. Despite a subsequent stumble against Lancaster Park, we were still in line for a semi-final spot heading into the final round-robin game against East Christchurch Shirley. Due to various reasons we had to field a weakened side and also ended up on an artificial pitch, just to make it interesting. Unfortunately, it wasn't our day and we finished just outside the playoff reckoning. However, we had earned enough points to survive the grade split, after some help from other results.

We wound up before Christmas with a single two-day game against rivals Riccarton. The first day saw us already facing a hefty deficit. We managed to chip them out early on day two, but still had to bat deep into the day to ensure we didn't lose. We were eventually dismissed after a grafting for 88 overs to set up an exciting finish, with Riccarton requiring 120 off 18 overs to win. They had a crack, but after losing six wickets they shut up shop and we salvaged a draw. In hindsight, I believe this result ultimately set us up to win our first piece of 2A silverware in eight seasons.

Following the Christmas break the new Twenty20 competition - which put us up against Senior A and schoolboy teams - kicked into gear. The campaign was quite successful, as we went through the round-robin undefeated. We won our semi-final relatively easily against Lancaster Park -Addington to set up another final against Riccarton (a repeat match-up from last year's one-day decider). But, again, it wasn't going to be our time as we failed to put enough runs on the board early on. We were probably 30 short of a decent total and Riccarton ended up coasting home in the end.

As per usual, the run home consisted of two-dayers. We managed to grind out an outright win against Heathcote, before the weather once again intervened against Sydenham. We lost the entire first day's play but agreed with Syds to make the bold move of playing a brief first innings bash instead of just forfeiting them. The decision was vindicated as we managed to grab crucial extra points out of it.

The next game against Lancaster Park would ultimately define our season. They were just ahead of us on the table and a loss would spell the end of our title chances. We got put in to bat on a wet Garrick Park pitch and battled our way to what felt like a competitive total of 211, given the tough conditions. What then happened in the hour leading into the tea break changed our season. We bowled them out for a paltry 28 - in no small part to the efforts of Reid Gibbens, who took an astonishing 7-3 in six overs. We enforced the follow-on, and though Reid wasn't able to replicate his first innings effort, everyone else chipped in to wrap up a crucial innings victory inside a day.

The final game against Easts was a bit of a grudge match. They had knocked us out of one-day semi-final contention and they themselves lost a Twenty20 final to our 2B Cobras, so both sides were looking for payback. We needed to win (and win well) to snatch the title from Riccarton, who were looking for a sweep of all competitions in the grade. We started very well, posting 236 first up. The bowlers then went to work and we were looking very good, finishing the day with Easts eight down and still 120 runs in arrears.

We came back the next week buoyed by the prospects of what the day could bring. But, as happened so many times during the season, the weather wasn't playing ball. Overnight rain had delayed the start and once we got going Easts made us work hard. They passed the follow-on mark before being dismissed, leaving us ahead by 81. The weather once again set in to further delay the game. With uncertainty about time remaining, our second dig wasn't our best work and we stumbled to 79/7 before declaring.

This left us 35 overs to try and take 10 wickets to win the title. We got a couple of early breakthroughs, but then they really dug in. After coming so incredibly close to two-day success the previous two years the title seemed to be slipping from our grasp once again, as both time and overs diminished and the conditions threatening to go south the entire time. That was until Dave Armitt and Hamish McLean turned the game for us ... literally. The spin twins combined for seven wickets and we took the final

wicket just in the nick of time. However, because the scoreline was closer than we would have liked, we couldn't yet celebrate. We had to endure a 20-minute wait for word to come through that Riccarton had failed to secure any bonus points in their match, meaning we had indeed secured the title.

Despite the slow start to the season, we managed to lose only a single game after Christmas. I have to give credit to the team for working as hard as they did to earn that elusive title. Every single player contributed throughout the season but I can't name everyone. I do, however, need to mention Alister Collins and Reid Gibbens. Alister, while still young, stepped up as my deputy this year and certainly helped me throughout. He was immense behind the stumps and was the leader with bat in hand. Reid was another young player who stood up this year. He led the bowling attack all season, no better exemplified than by his season-defining spell against Park.

It was a rollercoaster season for the team, but we clicked at the right time to break the hoodoo that had long loomed over us. With so many young players stepping up, the future looks bright for the Sabres. We have the foundation, now we can build on it this upcoming season and I'm excited to see how far this team can go.

Clem Gibbens



The Sabres side celebrates Clem Gibbens taking the final East Christchurch Shirley wicket in the final hour of the season to wrap up the 2A two-day title.

2A Grade Men SABRES Averages, 2016/17

| | Mat | Inn | NO | HS | Runs | Ave | 100 | 50 | Ct | St | O | M | R | W | Ave | Best | 4wi | 5wi | SR | Econ |
|------------------------------|-----|-----|----|------|------|-------|-----|----|----|----|-------|----|-----|----|-------|------|-----|-----|------|------|
| Benjamin Alexander | 5 | 3 | 3 | 18* | 37 | - | - | - | 2 | - | 29.3 | 6 | 70 | 8 | 8.75 | 4-11 | 1 | - | 22.1 | 2.37 |
| Kris Alexander | 2 | 2 | 0 | 8 | 10 | 5.00 | - | - | - | - | - | - | - | - | - | - | - | - | - | - |
| Elliot Anderson-Evans | 3 | 2 | 1 | 1* | 2 | 2.00 | - | - | 2 | - | 11.1 | 2 | 48 | 0 | - | - | - | - | - | 4.30 |
| Matt Ansley | 20 | 20 | 5 | 24 | 131 | 8.73 | - | - | 7 | - | 26 | 4 | 75 | 3 | 25.00 | 1-8 | - | - | 52.0 | 2.88 |
| David Armitt | 3 | 3 | 0 | 7 | 17 | 5.67 | - | - | 4 | - | 32 | 9 | 86 | 7 | 12.29 | 2-3 | - | - | 27.4 | 2.69 |
| Emmett Boyle | 2 | 2 | 0 | 9 | 18 | 9.00 | - | - | 1 | - | - | - | - | - | - | - | - | - | - | - |
| Sean Carston | 16 | 17 | 3 | 38 | 188 | 13.43 | - | - | 8 | - | 30 | 6 | 91 | 6 | 15.17 | 3-17 | - | - | 30.0 | 3.03 |
| Alister Collins | 19 | 20 | 2 | 55* | 380 | 21.11 | - | 1 | 20 | 6 | - | - | - | - | - | - | - | - | - | - |
| Clem Gibbens | 20 | 21 | 1 | 60 | 318 | 15.90 | - | 2 | 10 | - | 165.3 | 32 | 489 | 44 | 11.11 | 5-15 | 3 | 1 | 22.6 | 2.95 |
| Reid Gibbens | 19 | 15 | 4 | 37 | 121 | 11.00 | - | - | 10 | - | 170.5 | 27 | 571 | 42 | 13.60 | 7-3 | 3 | 1 | 24.4 | 3.34 |
| Sam Gilbert | 6 | 7 | 1 | 41 | 100 | 16.67 | - | - | 2 | - | 27 | 9 | 60 | 6 | 10.00 | 2-7 | - | - | 27.0 | 2.22 |
| Michael Grafton | 8 | 9 | 1 | 74 | 244 | 30.50 | - | 1 | 4 | - | - | - | - | - | - | - | - | - | - | - |
| Jonathan Hamilton | 3 | 3 | 0 | 29 | 54 | 18.00 | - | - | 1 | - | - | - | - | - | - | - | - | - | - | - |
| Karl Josephs | 10 | 12 | 0 | 57 | 212 | 17.67 | - | 2 | 1 | - | 10 | 1 | 26 | 4 | 6.50 | 4-26 | 1 | - | 15.0 | 2.60 |
| Lauchlan McKellar | 3 | 0 | - | - | - | - | - | - | 1 | - | 20 | 2 | 90 | 6 | 15.00 | 2-23 | - | - | 20.0 | 4.50 |
| Hamish McLean | 6 | 8 | 1 | 21 | 65 | 9.29 | - | - | 2 | - | 63.2 | 15 | 185 | 22 | 8.41 | 5-22 | - | 3 | 17.3 | 2.92 |
| James Richards | 3 | 3 | 1 | 111* | 167 | 83.50 | 1 | 1 | 1 | - | 9 | 0 | 39 | 6 | 6.50 | 3-14 | - | - | 9.0 | 4.33 |
| Grant Ross | 17 | 20 | 0 | 41 | 300 | 15.00 | - | - | 14 | - | 1 | 0 | 7 | 0 | - | - | - | - | - | 7.00 |
| Jaswinder Singh | 10 | 9 | 5 | 8* | 24 | 6.00 | - | - | - | - | 83.1 | 14 | 216 | 26 | 8.31 | 5-14 | - | 2 | 19.2 | 2.60 |
| William Southby | 17 | 17 | 2 | 60* | 230 | 15.33 | - | 1 | 11 | - | - | - | - | - | - | - | - | - | - | - |
| Mario Stols | 6 | 3 | 1 | 11 | 12 | 6.00 | - | - | - | - | 24 | 3 | 76 | 10 | 7.60 | 3-11 | - | - | 14.4 | 3.17 |
| Bailen Thatcher | 3 | 2 | 0 | 14 | 17 | 8.50 | - | - | 2 | - | 11.1 | 2 | 32 | 3 | 10.67 | 2-7 | - | - | 22.3 | 2.87 |
| Hamish Williams | 10 | 7 | 1 | 12* | 49 | 8.17 | - | - | 7 | - | 55 | 11 | 184 | 6 | 30.67 | 3-19 | - | - | 55.0 | 3.35 |

2B Grade Men COBRAS

| | P | W | L | D/T/NR | Place |
|------------------|----|---|----|--------|----------------|
| Two-day: | 5 | 0 | 3 | 2 | 5th (6) |
| One-day: | 5 | 2 | 3 | 0 | 5th=* (12) |
| Twenty20: | 6 | 5 | 1 | 0 | 1st (11) |
| Timed: | 5 | 2 | 3 | 0 | 4th (6) |
| Total: | 21 | 9 | 10 | 2 | *3rd Black Sec |

The season of 2016/17 was a fairly torrid one for the 2B lads. About the only thing we nailed pre-Christmas was giving ourselves the name of the St Albans Cobras. A hell of a title, though. The Cobras turned things around dramatically in the New Year and began the second half of the season with another Twenty20 title under the belt - the second in as many years. Sadly, we ran out of steam and could not translate our triumphant T20 form into a two-day competition three-peat.

Our campaigns in the one-day and new timed cricket formats went fairly similarly: decidedly underwhelming. Thanks to a grade restructure we were now playing against a mixture of 2A and top 2B sides before Christmas. We definitely noticed the step up from 2B to 2A - the bowlers aren't much quicker but they are far more consistent and have lot more variation at their disposal. Similarly, the batsmen we came up against were solid performers and made fewer mistakes.

We did however fare decently against the 2A sides we met, managing to earn a few good scalps. Unfortunately, there were other times when we set up opportunities for ourselves but fell over when it came to the crunch - case in point: failing to chase 80 in the season opener against Riccarton's fabled 2A side. Our mid-table finishes in the Graham Dowling Series and one-dayers left us just shy of the top three slots in the combined points, which ultimately determined which grade we'd play our two-day cricket in after Christmas (2B).

The real story of the season was our continual struggles in the batting department, particularly at the top. Coming into the season we had lost the very solid opening combination of Duane "Sneak" Pettet and Joel Turner, who had been a big factor in the previous seasons' successes. Before Christmas we must have tried about six different opening pairs, with little success. The failed opening stands each week did not set the lads up well and partnerships down the order were scarce. It was like we had gone back in time to the days when we constantly relied on the tail-end to bail us out ... except the tail was generally at the top of the order this time around.

The newly reformulated Twenty20 competition greeted us in the New Year and I think the lads were pretty keen to shake off the troubles

from the earlier part of the season. Walking into our first fixture we all thought we had it in the bag - how wrong were we! We failed in all facets of the game to lose to Riccarton's 2B side, a team who hadn't beaten us in a long time.

After a wee bit of soul searching - and a few canings from coach Sneak with his side-arm in the nets - we decided to get our act into gear. Although it wasn't a particularly convincing performance, we managed to edge past Lancaster Park's 2B side on a bleak Thursday evening in Woolston - fortunately the sprinklers didn't come on mid-game this time around! The standout performance in that game was Leighton "Macaulay" Calkin's 5-1 from four overs. Special mention to Andy Murray who, as usual, was not clued on to what was happening in the park and gave away the sole run from the spell.

We then went on to claim two big wins, against East Christchurch Shirley's 2A side and Hornby's top team. I think that was about the only day the opening batsmen and the rest of the top order didn't completely embarrass themselves. Lars Davison's bowling spells were highly influential on the day, taking 8-42 off eight overs across the two matches. Although Lars probably didn't perform as well as he would have liked to with the bat, he quite often found himself bowling - and performing well - in pressure situations.

We then found ourselves in a Thursday afternoon semi-final against Old Boys Collegians' 2B side. We reverted to our old tricks and almost completely screwed it up with the bat, only managing to stumble to an inadequate 123. The bowling attack started fairly solidly ... until the sixth over. The very lad who had just taken the club's best T20 bowling figures a mere fortnight earlier went for 26 runs in a single over; in doing so OBC doubled their score to 52 from the powerplay. We were up "\$#!%" creek, but fortunately my rare toss win earlier provided us with one advantage: it meant we were bowling last under rapidly-darkening late-evening skies. Master of hide-and-seek Jamie Brown proved completely unplayable in his two overs at the death and we were able to steal a four-run win. Special mention to Ben "Frank" Alexander, who bowled an uninspiring yet unhittable spell in the middle overs.

The final was played at Hagley Corner on Waitangi Day Monday - on the very pitch we were halfway through a two-day game on. After winning the toss and choosing to bat you would have thought we knew how it would play, having been on it two days earlier. We did, but that wasn't the problem. The top order went back to having their usual brain explosions and got themselves out cheaply. Sneak and Joel (the finals specialists back up from 3C) found themselves together at the crease for the eighth-wicket partnership. Boundaries were hard to come by but the pair put on a crucial 38 in five overs to get us up to a defendable total of 111. I don't think I had ever seen Joely run so much - poor bugger! The bowlers all chipped in with some really tight

spells and a crucial run out saw the momentum of the game swing in our favour. Nathan Court, making a guest appearance for the final, cleaned up with his ever-reliable, metronomical bowling action. We nailed back-to-back Twenty20 titles after only giving away five runs in the final two overs.

The highlight of the two-day competition would have to be Sam Flavell's maiden century for the club. He toiled away early on the first day against Hornby and tried his best to get himself out before he reached 30. Fortunately, something just clicked for the young lad and he started to see it like a beach ball, smashing fours and sixes to all parts of the park. Top effort Sammy, and thanks for completely overshadowing my maiden club 50!

Jared "Jazzy J" Weston had a pretty good season with the bat in hand, racking up 322 runs for his most productive season in five years at the club. You could usually count on Jazza to pull out a quick-fire 20 or 30 to keep the team's head above water. His struggles with ball-in-hand continued, but I think he has it sussed now and should be ready to open the bowling early doors next season. The standout bowling moment from Jazz came when he took his second wicket for the season to bring his average down under three figures.

Andy Murray was our player of the year and rightfully so too. He took a whopping 46 wickets at less than 15 apiece. He also found himself opening the batting for a good part of the season too. He took on the opening bowlers in his own unique style, mostly cutting and slicing over cover/point. Well done Andy, you had a great summer mate.

Although the past season was not as successful as recent ones - especially given the high bar we set for ourselves previously - it was definitely an enjoyable one. It can't be all bad if you still collect some silverware despite not reaching your full potential and playing against higher-graded teams. Thanks to all the fill-ins who played for us - generally at short notice - and to all the supporters who came down to give us their best.

I have loved the past five years at Saints and am gutted that I am leaving. I wish you all the best for future cricket (and non-cricket) endeavours and hope to catch up with you again soon! Cobras For Life. Thkk Thkk Tsss!

Nick Baker

2B Grade Men COBRAS Averages, 2016/17

| | Mat | Inn | NO | HS | Runs | Ave | 100 | 50 | Ct | St | O | M | R | W | Ave | Best | 4wi | 5wi | SR | Econ |
|-----------------|-----|-----|----|------|------|-------|-----|----|----|----|-------|----|-----|----|-------|------|-----|-----|------|------|
| Nick Baker | 18 | 21 | 1 | 54 | 223 | 11.15 | - | 1 | 16 | - | 11 | 0 | 54 | 3 | 18.00 | 3-42 | - | - | 22.0 | 4.91 |
| Emmett Boyle | 2 | 3 | 0 | 6 | 12 | 4.00 | - | - | - | - | 8 | 2 | 22 | 3 | 7.33 | 3-8 | - | - | 16.0 | 2.75 |
| Jamie Brown | 11 | 10 | 5 | 32* | 97 | 19.40 | - | - | 1 | - | 57.3 | 4 | 207 | 7 | 29.57 | 2-8 | - | - | 49.3 | 3.60 |
| Leighton Calkin | 16 | 19 | 2 | 46 | 285 | 16.76 | - | - | 8 | - | 101 | 15 | 417 | 30 | 13.90 | 5-1 | 3 | 1 | 20.2 | 4.13 |
| Nathan Court | 2 | 2 | 0 | 7 | 7 | 3.50 | - | - | - | - | 8 | 1 | 26 | 3 | 8.67 | 2-12 | - | - | 16.0 | 3.25 |
| Lars Davison | 19 | 22 | 0 | 35 | 253 | 11.50 | - | - | 10 | - | 64 | 3 | 288 | 19 | 15.16 | 4-15 | 3 | - | 20.2 | 4.50 |
| Zeus Engineer | 11 | 9 | 1 | 4 | 6 | 0.75 | - | - | 3 | - | 87 | 13 | 269 | 14 | 19.21 | 5-50 | - | 1 | 37.3 | 3.09 |
| Sam Flavell | 20 | 24 | 3 | 104* | 536 | 25.52 | 1 | 1 | 12 | - | 6 | 0 | 30 | 0 | - | - | - | - | - | 5.00 |
| Graham Flower | 6 | 6 | 0 | 25 | 44 | 7.33 | - | - | 6 | - | 2 | 1 | 2 | 1 | 2.00 | 1-2 | - | - | 12.0 | 1.00 |
| Max Foy | 3 | 3 | 2 | 5 | 5 | 5.00 | - | - | 1 | - | 3 | 0 | 25 | 0 | - | - | - | - | - | 8.33 |
| Stephen Goodwin | 7 | 6 | 0 | 17 | 45 | 7.50 | - | - | 5 | - | - | - | - | - | - | - | - | - | - | - |
| Will Hewitt | 3 | 2 | 0 | 4 | 6 | 3.00 | - | - | - | - | - | - | - | - | - | - | - | - | - | - |
| Karl Josephs | 7 | 8 | 1 | 75 | 180 | 25.71 | - | 1 | 2 | - | 26 | 4 | 109 | 5 | 21.80 | 2-4 | - | - | 31.2 | 4.19 |
| Liam Kearns | 3 | 1 | 0 | 5 | 5 | 5.00 | - | - | - | - | 8 | 0 | 41 | 2 | 20.50 | 1-4 | - | - | 24.0 | 5.13 |
| Lachlan Miller | 10 | 7 | 3 | 21 | 62 | 15.50 | - | - | 5 | - | 20 | 1 | 116 | 5 | 23.20 | 2-8 | - | - | 24.0 | 5.80 |
| Andrew Murray | 20 | 22 | 4 | 33 | 211 | 11.72 | - | - | 6 | - | 187 | 30 | 671 | 46 | 14.59 | 7-16 | 3 | 2 | 24.4 | 3.59 |
| Paul Partridge | 2 | 2 | 0 | 6 | 11 | 5.50 | - | - | - | - | 12 | 2 | 37 | 0 | - | - | - | - | - | 3.08 |
| Duane Pettet | 13 | 11 | 3 | 32 | 114 | 14.25 | - | - | 5 | - | - | - | - | - | - | - | - | - | - | - |
| Grant Ross | 4 | 4 | 0 | 38 | 50 | 12.50 | - | - | 3 | - | - | - | - | - | - | - | - | - | - | - |
| Gaurav Sharma | 4 | 1 | 0 | 2 | 2 | 2.00 | - | - | 1 | 1 | - | - | - | - | - | - | - | - | - | - |
| Joe Stevens | 3 | 1 | 0 | 3 | 3 | 3.00 | - | - | - | - | - | - | - | - | - | - | - | - | - | - |
| Joel Turner | 5 | 5 | 0 | 23 | 49 | 9.80 | - | - | 5 | - | - | - | - | - | - | - | - | - | - | - |
| Jared Weston | 17 | 20 | 5 | 58 | 322 | 21.47 | - | 1 | 7 | - | 20.4 | 2 | 131 | 2 | 65.50 | 1-5 | - | - | 62.0 | 6.34 |
| Rory Weston | 6 | 7 | 0 | 11 | 33 | 4.71 | - | - | 3 | - | 46 | 9 | 155 | 11 | 14.09 | 4-24 | 1 | - | 25.1 | 3.37 |
| Hamish Williams | 10 | 10 | 1 | 30 | 122 | 13.56 | - | - | 4 | - | 120.3 | 31 | 277 | 29 | 9.55 | 5-43 | 2 | 1 | 24.9 | 2.30 |



St Albans Cricket Club

2017/18 PRE-SEASON TRAINING

at the
**New Zealand Cricket High Performance Centre
Calder Drive, Lincoln University**

For those wishing to trial for the following teams:

Premier, 2A and 2B Grade Men

7-9pm on Tuesday, August 8, 2017 and every
Tuesday thereafter until September 26, 2017

A small charge of \$5 will be made per person to cover the costs
of hiring the nets - please bring this with you on the night.

Bring your own cricket gear - balls will be provided

New members are very welcome to attend. Other grades will be
catered for during September at the same venue if the need is there.

**Note: women's pre-season training dates and times will be
communicated directly to players when known.**

For further information contact:

Pierre Flavell (Chairman)
Clem Gibbens (Men's Club Captain)
Ryan Thomas (Women's Club Captain)

Ph: 021 269 5926 (M)
Ph: 027 363 0351 (M)
Ph: 022 032 8231 (M)

3C Grade Men

| | P | W | L | T/NR | Place |
|-----------------|----|---|---|------|---------|
| One-day: | 16 | 8 | 7 | 1 | 5th (8) |

Well, it was another tough season for 3Cs this year; it was very much a year of what could've been. We've been stuck with the same problem that most afternoon grade teams have: that of not being able to get a good run of games going. The poor midweek weather and the need to help out the teams above us regularly led to a Friday shuffle of who would be playing.

The season - once it finally started - looked promising. Our newest team member, Joel "Juggernaut" Turner, gleefully sighted an artificial deck and duly racked up what would be the highest individual score for the season of 127 not out.

With a couple of early wins and a few in the runs, it looked like it was going to be a great season. But the same old problems followed us from last season: big batting collapses and losing games from winning positions.

With a few close losses throughout the season, there were plenty of high spots, including us being the only side to do the double over the eventual grade winners thanks to some fantastic all-round team performances.

We added a few new players to complement the core returning from last year. Besides Joel, we had Matt Fergusson join us all the way from Scotland. He produced a solid maiden season, ending up as our top wicket-taker, bagging a succession of cheap four-wicket hauls before finally breaking through with a five-for. In tandem with myself, we made a fine spinning duo who took plenty of wickets.

The ever-useful Duane Pettet also jumped on board halfway through the season, playing his way up and down the grades this year.

Returnees from last year were seam bowling pair Alex Cooper and Elliot Anderson-Evans. Both got through their fair share of bowling, though Coop found it a bit harder to pick up wickets than he did the year before, but a solid effort nonetheless. El took a few more and his batting came a long way, frequently helping us drag out our innings to the full 40 overs ... even if it was just to annoy the other team.

Joining them on the bowling front was Liam Kearns, who was in and around the team during the season. Once he figured out his run-up and slowed down his wild pace a little, he started getting the wickets he deserved. Just never bat him higher than No. 11.

On the batting front, we had regulars Nayan Nayyar and Paul Partridge. "Monkey" (Paul) had a little flirt with opening, where he always managed to find the field, so we dropped him back down to No. 4 and the runs started to flow thereafter.

Nayan was much the same as ever, although we witnessed him learn the block shot; this came in very handy in a few games and resulted in some crucial knocks from him. This year though, Monkey pipped Nayan by four runs in the aggregates.

Opening with Joel for most of the remainder of the season was Kris Alexander, a combination that had worked well in the 2B team a few years ago. With a couple of good partnerships, it was more a case of "what could have been" from the two of them. Kris was also rather handy with ball in hand.

Along the way we picked up a young schoolkid named Connor Falloon, who was useful with both bat and ball. He scored runs on occasions when more experienced players couldn't manage it. He didn't get to bowl as much as he perhaps could have. Next season, though. And work on the fielding.

We also had the import Graham Flower with us at the start and end of the season. He always looked solid, with runs coming all too freely all the way into the late-40s before something would inexplicably, yet inevitably, go wrong. It was always great having him in the team.

Abe 'taking the season off' MacDougall still made the odd appearance. He started off well but as the season went on, and with his numbers falling away, we saw the return of the in-swing. He added some much-needed safety in the field, something highly appreciated by a captain who finds it hard to hide five players on the park.

Despite just falling short of challenging for the top spots, it was another great season, lads. It was plenty of fun and I look forward to doing it all again with you next year. Also, a thanks to all the players who helped out along the way, especially the ones we roped in at the eleventh hour.

Jono Hamilton

Visit the St Albans Cricket Club web site at:

www.stalbanscricket.co.nz

Also go to our Facebook page for the latest draws, results and club news:

www.facebook.com/stalbanscricket

3C Grade Men Averages, 2016/17

| | Mat | Inn | NO | HS | Runs | Ave | 100 | 50 | Ct | St | O | M | R | W | Ave | Best | 4wi | 5wi | SR | Econ |
|------------------------------|-----|-----|----|------|------|-------|-----|----|----|----|------|----|-----|----|-------|------|-----|-----|------|------|
| Kris Alexander | 11 | 11 | 0 | 40 | 115 | 10.45 | - | - | 4 | - | 16.5 | 1 | 59 | 4 | 14.75 | 2-22 | - | - | 25.3 | 3.51 |
| Elliot Anderson-Evans | 14 | 9 | 3 | 17 | 64 | 10.67 | - | - | 3 | - | 89 | 19 | 277 | 13 | 21.31 | 3-16 | - | - | 41.1 | 3.11 |
| Emmett Boyle | 2 | 2 | 0 | 31 | 45 | 22.50 | - | - | - | - | 6 | 2 | 21 | 3 | 7.00 | 3-21 | - | - | 12.0 | 3.50 |
| Alex Cooper | 12 | 7 | 5 | 5* | 14 | 7.00 | - | - | - | - | 65 | 11 | 274 | 17 | 16.12 | 4-10 | 1 | - | 22.9 | 4.22 |
| Connor Falloon | 8 | 6 | 2 | 27* | 73 | 18.25 | - | - | 1 | - | 25 | 4 | 82 | 7 | 11.71 | 2-10 | - | - | 21.4 | 3.28 |
| Matthew Fergusson | 10 | 8 | 0 | 20 | 49 | 6.13 | - | - | 3 | - | 54.4 | 9 | 225 | 25 | 9.00 | 5-29 | 3 | 1 | 13.1 | 4.12 |
| Graham Flower | 6 | 6 | 2 | 49 | 177 | 44.25 | - | - | 2 | - | 5.1 | 0 | 29 | 2 | 14.50 | 2-25 | - | - | 15.5 | 5.61 |
| Jonathan Hamilton | 12 | 11 | 3 | 48 | 130 | 16.25 | - | - | 9 | - | 59.5 | 2 | 306 | 21 | 14.57 | 3-9 | - | - | 17.1 | 5.11 |
| Liam Kearns | 9 | 7 | 2 | 2* | 4 | 0.80 | - | - | 1 | - | 33.2 | 6 | 103 | 12 | 8.58 | 4-6 | 1 | - | 16.7 | 3.09 |
| John Lammerink | 3 | 3 | 1 | 14 | 31 | 15.50 | - | - | - | - | - | - | - | - | - | - | - | - | - | - |
| Abe MacDougall | 7 | 5 | 2 | 14 | 38 | 12.67 | - | - | 4 | - | 8 | 3 | 24 | 0 | - | - | - | - | - | 3.00 |
| Nayandeep Nayyar | 12 | 12 | 0 | 46 | 204 | 17.00 | - | - | 4 | - | 4 | 0 | 18 | 0 | - | - | - | - | - | 4.50 |
| Paul Partridge | 10 | 10 | 2 | 42 | 208 | 26.00 | - | - | 2 | - | 5 | 0 | 17 | 1 | 17.00 | 1-10 | - | - | 30.0 | 3.40 |
| Duane Pettet | 7 | 7 | 1 | 38* | 102 | 17.00 | - | - | 3 | - | - | - | - | - | - | - | - | - | - | - |
| Shay Smith | 2 | 0 | - | - | - | - | - | - | 1 | - | 9.4 | 1 | 32 | 0 | - | - | - | - | - | 3.31 |
| Joel Turner | 14 | 14 | 1 | 127* | 356 | 27.38 | 1 | 1 | 14 | 9 | 1.3 | 0 | 9 | 0 | - | - | - | - | - | 6.00 |

4B Grade Men

| | P | W | L | T/NR | Place |
|-----------------|----|---|---|------|----------|
| One-day: | 12 | 3 | 9 | 0 | 9th (10) |

This season started like a couple of batsmen with a bad case of calling for a run: lots of yes, maybe, no, sorry ... followed by plenty of head shaking/scratching.

There was much uncertainty over player availabilities, the abilities of a host of new players and the weather, which left us struggling to make sense of who could do what throughout the entire season. It meant we weren't able to show the opposition teams our full potential.

On some occasions the opposition didn't quite know who on our team was playing and who wasn't. It didn't help that half the time the 4B co-captains and team organiser weren't ourselves entirely sure. In at least two games the team was actually altered after the game started; I can only but thank the opposition captains for allowing those changes to occur ... even when we had advised them that it was possible a change may also need to itself change! Although, I am sure the Richmond Blue side rued that decision - even though they still won that match - after one player they allowed us took five wickets.

Despite the challenges of the season, we did find time to win three games and, in one case, fall short by an agonising three runs. Our first win of the season came after we were blown about in the wind by The Wanderers. They set us a daunting 221 to win and while none of our wickets were given away cheaply, it was left to our Nos. 10 and 11 to score the final few runs. Connor Bartosh, in what proved to be his final game of the season, provided the necessary fireworks in a performance Brendon McCullum would have been proud of. He crashed a few lusty blows over the boundary to instil the team with a winning belief to finish the job off.

Our second win came thanks to an odd decision by the Lancaster Park captain to choose to field with only seven players present at kick-off, in the belief that by 2pm the other four would have turned up. Unfortunately for him, he ran into the opposite problem when batting later in the day: several of his players had other places to be. As it was, we made hay while the opposition toiled, scoring 257/6, our highest total of the season; though we needed every run as our ground fielding let us down.

After a week from hell pleading for anyone from other grades, every team member's relatives plus random people wandering past, we somehow won our third game of the season. And we did it with only nine players, which included Nicola Blue (thanks for being talked into that!) and Duncan Hutton (who we were sure was drunk and was still

in fact drinking when he arrived at the ground). Against Richmond Blue we batted first on something resembling a goat track (and most goat tracks are better maintained than this) and crawled to 115. What happened afterwards will continue to be remembered for a long time (much like our total of seven we scored the previous season). In the first 20 overs we only took one wicket while the opposition cruised to 70. However, after the departure of Nicola, magic happened. The floodgates opened as opposition batsman after opposition batsman turned into salmon running the gauntlet of the fishing bears and we rolled them for 91.

Steve Foxcroft returned from a Northern Hemisphere summer dogged by washouts to play Southern Hemisphere cricket; it's just a pity the weather came with him! He also turned into a regular Phil Tufnell - although our man can bat - even if it was difficult to get the ball out of his hand.

This year Imran Ansari looked to be showing his true form whenever he batted. Unfortunately, just as it seemed he was about to get going he would find some way of getting himself out (usually stroking the ball straight to mid-off or mid-on). Useful spinner.

Once again Nick Burson, our Mr Reliable, steadied our batting and led our bowling attack. Unfortunately, his habit of being distracted by the small things - needing a drink for instance - would be enough to derail a promising innings. With the ball he needs a foil at the other end; if he'd had that he'd have taken more wickets.

Richard Carrigan, the man who was 4B captain at the start of the season before passing the buck back to Foxy, had a rough start dealing with rain and knowing the capabilities of his players. It's difficult to play and captain in between weekends on call for work, but hopefully it was an enjoyable season for you skip!

After a tough few introductory years, Jacob MacDougall returned. It's good to have some young blood in the side. While he's still learning to enjoy the game - and if he takes some of the tutoring that Nick gave him and applies it to his cricket, school and life the way he applied it in the maths test he was talking about - it's likely a successful young man will soon be giving everyone a run for their money in a couple of years. Patience is a virtue, young Padawan.

After falling off his daughter's bike and hurting his back, our long-time wicketkeeper Jason McKey was left wondering when he would be available to play. But he must be made of elastic, especially as he bounced back very quickly to only miss the first game of the season ... although that might've had something to do with the fact we only managed one game in the first eight weeks. He had a quiet season with the gloves but, as ever, it was his reliable batting that frustrated the opposition.

This year was the last with St Albans for Mike Sherwood. He finally completed his law studies and moved into the big wide world at a Wellington government department; what one we aren't sure, but they all need a good lawyer at some point. His second-to-last match is one he won't forget in a hurry, especially as catching a ball with your nose usually ends up with blood everywhere.

As for myself, well, somehow Kris Pagan learnt how to bowl and bat! I managed to match Nick in leading the wicket-taking for the 4Bs and somehow managed to get my first ever five-wicket bag in the process. I even took two catches that would have otherwise taken my head off. Even with the bat I impressed myself by recording a personal best score.

This year, even despite the weather interruptions, we found quite a few new players who showcased their talents, however briefly. Thanks must go to: Avi, Lalit, Nick Bartlett, Kade Wallis, Connor Bartosh, John Lammerink, Wade Miller to name but a few. An honourable mention is made to the many I haven't named, who gave up their Saturday afternoons for a spot of cricket. No doubt everyone in the team is glad I've stopped annoying them ... at least until next season.

Kris Pagan



Just some of the more than 40 prizes that were handed out at the club's annual prize-giving night at the beginning of April.

4B Grade Men Averages, 2016/17

| | Mat | Inn | NO | HS | Runs | Ave | 100 | 50 | Ct | St | O | M | R | W | Ave | Best | 4wi | 5wi | SR | Econ |
|--------------------------|-----|-----|----|-----|------|-------|-----|----|----|----|------|----|-----|----|--------|------|-----|-----|-------|-------|
| Imran Ansari | 13 | 13 | 0 | 47 | 157 | 12.08 | - | - | - | - | 40.1 | 5 | 208 | 7 | 29.71 | 2-5 | - | - | 34.4 | 5.18 |
| Nick Bartlett | 5 | 5 | 2 | 1* | 2 | 0.67 | - | - | - | - | 12 | 0 | 108 | 4 | 27.00 | 3-39 | - | - | 18.0 | 9.00 |
| Conor Bartosh | 4 | 4 | 0 | 37 | 47 | 11.75 | - | - | 1 | - | 21 | 2 | 89 | 3 | 29.67 | 3-34 | - | - | 42.0 | 4.24 |
| Nick Burson | 12 | 12 | 0 | 46 | 278 | 23.17 | - | - | 2 | - | 82 | 10 | 373 | 12 | 31.08 | 2-28 | - | - | 41.0 | 4.55 |
| Richard Carrigan | 5 | 5 | 1 | 27* | 36 | 9.00 | - | - | - | - | 3 | 0 | 35 | 1 | 35.00 | 1-35 | - | - | 18.0 | 11.67 |
| Steve Foxcroft | 11 | 11 | 0 | 46 | 204 | 18.55 | - | - | 1 | - | 17.4 | 2 | 107 | 4 | 26.75 | 2-20 | - | - | 26.5 | 6.06 |
| Mario Kruger | 3 | 3 | 0 | 19 | 44 | 14.67 | - | - | 1 | - | 24 | 0 | 115 | 6 | 19.17 | 2-32 | - | - | 24.0 | 4.79 |
| John Lammerink | 3 | 3 | 0 | 24 | 34 | 11.33 | - | - | - | - | 1 | 0 | 7 | 1 | 7.00 | 1-7 | - | - | 6.0 | 7.00 |
| Jacob MacDougall | 7 | 5 | 1 | 3* | 5 | 1.25 | - | - | 1 | - | 14 | 1 | 113 | 1 | 113.00 | 1-26 | - | - | 84.0 | 8.07 |
| Jason McKey | 12 | 12 | 2 | 35* | 177 | 17.70 | - | - | 7 | - | 3 | 0 | 25 | 0 | - | - | - | - | - | 8.33 |
| Wade Miller | 5 | 5 | 0 | 27 | 42 | 8.40 | - | - | - | - | 8 | 0 | 56 | 1 | 56.00 | 1-43 | - | - | 48.0 | 7.00 |
| Dipyaman Mondal | 4 | 4 | 1 | 11 | 14 | 4.67 | - | - | - | - | - | - | - | - | - | - | - | - | - | - |
| Kristin Pagan | 12 | 12 | 2 | 43 | 118 | 11.80 | - | - | 1 | - | 58.3 | 3 | 310 | 12 | 25.83 | 5-41 | - | 1 | 29.3 | 5.30 |
| Lindsay Shears | 2 | 2 | 2 | 4* | 5 | - | - | - | 1 | - | 2.2 | 1 | 8 | 1 | 8.00 | 1-0 | - | - | 14.0 | 3.43 |
| Michael Sherwood | 4 | 4 | 0 | 11 | 22 | 5.50 | - | - | - | - | - | - | - | - | - | - | - | - | - | - |
| Kulvir Singh | 3 | 3 | 1 | 1 | 1 | 0.50 | - | - | - | - | - | - | - | - | - | - | - | - | - | - |
| Joe Stevens | 3 | 3 | 0 | 14 | 24 | 8.00 | - | - | - | - | - | - | - | - | - | - | - | - | - | - |
| Kade Wallis | 6 | 6 | 1 | 56 | 139 | 27.80 | - | 1 | 1 | - | 17 | 1 | 98 | 1 | 98.00 | 1-44 | - | - | 102.0 | 5.76 |
| Darryn Williamson | 6 | 5 | 0 | 22 | 29 | 5.80 | - | - | - | - | 22 | 0 | 151 | 3 | 50.33 | 2-36 | - | - | 44.0 | 6.86 |



Above: President's grade captain Scott Mason receives the Graham Frampton Memorial Challenge Cup from Alec Astle.

Below: Alan Jamieson receives the Peter Sharp Trophy for Christchurch Metro Cricket administrator of the year plus a special salver in recognition of his more than four decades service to Christchurch club cricket.



President's Grade Men

| | P | W | L | T/NR | Place |
|-------------------------|----|---|---|------|----------|
| One-day (main): | 13 | 8 | 5 | 0 | 4th (10) |
| One-day (top 4): | 2 | 0 | 1 | 1 | 3rd= (4) |
| Total: | 15 | 8 | 6 | 1 | |

Once again, the usual group of enthusiastic guys made up the mighty BBBB President's side for the 2016/17 season. There were a couple of blows to the team, with regular wicket-keeper Stumpy (Jonny Price) not playing due to family commitments and Jacko (Dave Jackson) leaving the city in late January. Both were vital cogs in the team and are sorely missed. Hopefully Stumpy will be back next season.

A final record of eight wins from 13 games in the main competition saw us finish in a respectable fourth place, which was a fair result considering the number of weekends where players had to be found from somewhere to fill in. When we fielded our top line-up we showed how much of a good team we are; there were a couple of outstanding victories against sides we have struggled against over the last couple of seasons, but losing a vital game or two hurt us in the end. Congratulations to East Christchurch Shirley Gold and Merivale-Papanui Identity Signs who shared the grade title. The one consolation was that we managed to win the Graham Frampton Memorial Challenge Cup with a one-run win in the last game of the main competition.

Without doubt the star of the season with bat in hand was Rich (Richard Mather), who scored 371 runs at an average of 92.75. He struck three fifties and rescued the innings on more than a few occasions, with solid defence followed by outstanding hitting as the overs drew to an end. He also chipped in with useful overs with the ball when needed, grabbed a couple of vital wickets and took most catches that came his way. A deserved team player of the year.

Hampo (Mark Hampton), Reado (Dean Read), Flav (Pierre Flavell), Jimmy (James Alabaster) and Bazza (Barry Cox) all chipped in as needed but I'm sure they will all feel they could have done more. This is backed up by the team only having a highest individual score of 84, when in previous seasons at least one or more of this group have cracked a century or two. Selly (Selwyn Cox) and Daygo (Graham Curgenvin) added experience to the team and were wise counsel when needed.

Our biggest issue was taking wickets. All the bowlers performed well over the season but big wicket hauls were not a regular feature, which cost us in some games. Eagle (Brad Smith) bowled as rapidly as ever, but without luck. When available, Muz (Murray Griffin) was his usual skilful self, bowling tight spells of left-arm quick, but again without luck. Slam (Duncan Hutton) followed his usual way of beating the bat on countless occasions - can you see a pattern emerging here? - when his 'slamstring'

enabled him to bowl. Flav chipped in when not required to keep wicket, bowling some good spells. Even Hampo rolled the arm over to enable him to claim the tag of all-rounder. Potty (Scott Mason) bowled a few overs as well.

RT (Ryan Thomas) made his full season debut for the team and brought a good mixture of bowling, some dogged batting and hilarious fielding. Overall, our fielding was up to its usual standard: some days outstanding and some others not, but that's cricket. Spoff (John Hillary) kept very well in the games he played, showing a great set of hands and, as always, a cracking sense of humour.

There were a number of milestones reached over the season:

- 20 years of BBBB cricket - Slam
- 10 years of BBBB cricket - Eagle, Muz and Flav
- 200 President's grade wickets - Potty
- 7000 President's grade runs - Hampo
- 4000 President's grade runs, 150 wickets and 50 catches - Flav
- 2500 President's grade runs - Rich
- 1500 President's grade runs - Bazza

And the annual BBBB award recipients are:

- Player of the year: Rich
- Batsman of the year: Hampo
- Bowler of the year: Potty
- All-rounder of the year: Flav
- Harbour Bridge award (fielding blunders): RT (Ryan)
- Carthorse award (player most impacted by age): Slam

Thanks lads for a great season full of fun and laughter along with some excellent games of cricket. Guys, keep an eye open for any new recruits as we are in need of a couple to ensure the legacy of the mighty BBBBs continue. The 2017/18 season will also mark the 30th anniversary of the formation of the team, so I'm sure the social committee will put together a suitable function to celebrate the occasion.

I'm looking forward to next season already. And remember we will finish off the season by participating in the Golden Oldies tournament being held here in Christchurch in the first week of April 2018, so if anyone is keen to join us, let me know.

And, of course, it goes without saying that the team wish outgoing president Alan Jamieson all the very best as he steps away from the role he has held for the past 37 years. The club has been extremely fortunate to have had such a dedicated man at the helm for so long.

Potty (Scott Mason)

President's Grade Men Averages, 2016/17

| | Mat | Inn | NO | HS | Runs | Ave | 100 | 50 | Ct | St | O | M | R | W | Ave | Best | 4wi | 5wi | SR | Econ |
|-------------------------|-----|-----|----|-----|------|-------|-----|----|----|----|-------|----|-----|----|-------|------|-----|-----|------|------|
| James Alabaster | 15 | 15 | 1 | 70 | 351 | 25.07 | - | 1 | 2 | - | - | - | - | - | - | - | - | - | - | - |
| Richard Carrigan | 3 | 1 | 0 | 18 | 18 | 18.00 | - | - | - | - | 2 | 0 | 5 | 1 | 5.00 | 1-5 | - | - | 12.0 | 2.50 |
| Barry Cox | 8 | 8 | 2 | 76* | 205 | 34.17 | - | 2 | 1 | - | - | - | - | - | - | - | - | - | - | - |
| Selwyn Cox | 7 | 2 | 2 | 2* | 3 | - | - | - | - | - | - | - | - | - | - | - | - | - | - | - |
| Graham Curgenven | 7 | 2 | 0 | 4 | 7 | 3.50 | - | - | 3 | - | 2 | 0 | 9 | 0 | - | - | - | - | - | 4.50 |
| Pierre Flavell | 14 | 11 | 2 | 66* | 318 | 35.33 | - | 1 | 5 | - | 55 | 7 | 205 | 9 | 22.78 | 4-40 | 1 | - | 36.7 | 3.73 |
| Murray Griffin | 7 | 4 | 1 | 29* | 36 | 12.00 | - | - | - | - | 45 | 5 | 168 | 9 | 18.67 | 3-29 | - | - | 30.0 | 3.73 |
| Mark Hampton | 13 | 12 | 2 | 78 | 475 | 47.50 | - | 4 | 6 | - | 9 | 0 | 54 | 2 | 27.00 | 2-26 | - | - | 27.0 | 6.00 |
| John Hillary | 6 | 5 | 1 | 19 | 33 | 8.25 | - | - | 5 | - | 6 | 0 | 17 | 0 | - | - | - | - | - | 2.83 |
| Duncan Hutton | 10 | 2 | 0 | 15 | 18 | 9.00 | - | - | 2 | - | 62.1 | 8 | 236 | 9 | 26.22 | 3-22 | - | - | 41.4 | 3.80 |
| David Jackson | 9 | 2 | 1 | 33 | 34 | 34.00 | - | - | 2 | - | 65 | 6 | 244 | 12 | 20.33 | 3-12 | - | - | 32.5 | 3.75 |
| Scott Mason | 15 | 6 | 2 | 18 | 43 | 10.75 | - | - | 1 | - | 103.5 | 17 | 402 | 29 | 13.86 | 4-11 | 3 | - | 21.5 | 3.87 |
| Richard Mather | 9 | 9 | 5 | 84 | 371 | 92.75 | - | 3 | 4 | - | 41.5 | 4 | 180 | 3 | 60.00 | 1-8 | - | - | 83.7 | 4.30 |
| Jonathan Price | 2 | 2 | 0 | 3 | 4 | 2.00 | - | - | - | - | - | - | - | - | - | - | - | - | - | - |
| Dean Read | 14 | 14 | 3 | 69* | 224 | 20.36 | - | 1 | 6 | - | - | - | - | - | - | - | - | - | - | - |
| Brad Smith | 10 | 6 | 2 | 34* | 93 | 23.25 | - | - | 4 | - | 71.4 | 10 | 241 | 11 | 21.91 | 3-24 | - | - | 39.1 | 3.36 |
| Ryan Thomas | 11 | 4 | 2 | 5* | 9 | 4.50 | - | - | 3 | - | 60 | 8 | 268 | 10 | 26.80 | 3-24 | - | - | 36.0 | 4.47 |

Cavaliers Twenty20 Grade Men SUPER SWINGERS

| | P | W | L | T/NR | Place |
|------------------|----------|----------|----------|-------------|--------------|
| Twenty20: | 14 | 9 | 5 | 0 | 4th (8) |

I awoke one Saturday morning in late October. The sun was shining, it was clearly going to be a great day for playing cricket. Then the call came through: no cricket today, the grounds are too wet.

This became a familiar refrain for five of the first six weeks of the season, with cricket being called off for various - often dubious - reasons. However, when we did play, it was great.

With a new system of pulling keys out of a hat to decide the batting order, we got into the games. It worked surprisingly well and we won more than we lost.

We also have a new "dick of the day" uniform - a kids shirt and some stubbies - for the worthy recipient to wear during the next game. This too happened to work well for the team, as the person wearing it would often bowl or bat superbly.

The only issue was, thanks to the lack of games, the team's fines were significantly lower than expected. We had to up the take. Maximums were doubled to \$20 with a "sh*t call of the day" an extra fine on top, if you were unlucky enough to be heard. Matt Kyle was our worst offender and would usually receive the fine within 10 minutes of arriving at the ground.

We had a lot of fun this season, even if we didn't play as many games as we should have. Funnily enough, the last game of the season was a third/fourth playoff match played in the rain.

Thanks to all the lads for showing up and providing quality chat. It makes organising the team a bit more bearable.

Sam Price

We confess ...

That in spite of the care taken in producing this 2016/17 Annual Report, some mistakes may have occurred. Please accept our apologies.

Cavaliers Twenty20 Grade Men SUPER SWINGERS Averages, 2016/17

| | Mat | Inn | NO | HS | Runs | Ave | 100 | 50 | Ct | St | O | M | R | W | Ave | Best | 4wi | 5wi | SR | Econ |
|----------------------------|-----|-----|----|-----|------|-------|-----|----|----|----|------|---|-----|----|-------|------|-----|-----|------|------|
| Benjamin Anderson | 14 | 13 | 4 | 46* | 254 | 28.22 | - | - | 2 | - | 35.4 | 3 | 241 | 7 | 34.43 | 2-21 | - | - | 30.6 | 6.76 |
| Scott Baker | 11 | 10 | 4 | 41* | 200 | 33.33 | - | - | 7 | - | 4 | 1 | 33 | 3 | 11.00 | 3-33 | - | - | 8.0 | 8.25 |
| James Bishop | 3 | 3 | 1 | 13* | 20 | 10.00 | - | - | - | - | 11 | 0 | 72 | 2 | 36.00 | 1-16 | - | - | 33.0 | 6.55 |
| Mrinal Chhabra | 8 | 6 | 0 | 8 | 19 | 3.17 | - | - | 3 | 1 | 1 | 0 | 6 | 0 | - | - | - | - | - | 6.00 |
| Michael Goldsbrough | 14 | 13 | 4 | 52* | 284 | 31.56 | - | 1 | 7 | - | 26.1 | 0 | 197 | 9 | 21.89 | 3-21 | - | - | 17.4 | 7.53 |
| Matthew Harman | 12 | 7 | 2 | 19 | 60 | 12.00 | - | - | 4 | - | 26.4 | 2 | 226 | 7 | 32.29 | 4-28 | 1 | - | 22.9 | 8.48 |
| Matt Kyle | 12 | 11 | 3 | 54* | 190 | 23.75 | - | 1 | 2 | - | 42.4 | 6 | 206 | 13 | 15.85 | 3-5 | - | - | 19.7 | 4.83 |
| Samuel Price | 12 | 9 | 3 | 22 | 81 | 13.50 | - | - | 4 | - | 12 | 2 | 75 | 3 | 25.00 | 2-4 | - | - | 24.0 | 6.25 |
| Alex Pugh | 7 | 6 | 2 | 15 | 38 | 9.50 | - | - | 2 | - | 22.5 | 1 | 91 | 8 | 11.38 | 3-6 | - | - | 17.1 | 3.99 |
| Andy Rogers | 12 | 10 | 3 | 43* | 161 | 23.00 | - | - | 7 | - | 43 | 6 | 168 | 14 | 12.00 | 3-2 | - | - | 18.4 | 3.91 |
| Edward Woodham | 13 | 12 | 3 | 40* | 194 | 21.56 | - | - | 3 | - | 47 | 4 | 301 | 12 | 25.08 | 3-9 | - | - | 23.5 | 6.40 |

Final Women's Competition Points

Premier Cup (one-day)

| | |
|--|----|
| Lancaster Park-East Christchurch Shirley | 70 |
| Old Boys Collegians | 48 |
| Sydenham Stars | 38 |
| St Albans | 17 |

Final: LP-ES beat OBC

3rd Place: **Syd Stars beat St A**

Premier (Sixes) - Kirsty Bond Series

| | |
|--|----|
| Old Boys Collegians | 26 |
| St Albans | 21 |
| Lancaster Park-East Christchurch Shirley | 15 |
| Sydenham Stars | 0 |

Final: **OBC beat St A**

3rd Place: LP-ES beat Syd Stars

Premier Twenty20

| | |
|-----------------------------|----|
| Lancaster Park-East Shirley | 15 |
| Old Boys Collegians | 10 |
| Sydenham Stars | 5 |
| St Albans | 0 |

Final: **LP-ES beat OBC**

Phyl Blackler Series (1-day) - Championship

| | |
|------------------------|-------|
| Old Boys Collegians | 44.85 |
| Merivale-Papanui | 40.63 |
| St Albans (Div 1) | 38.33 |
| Lancaster Park | 35.76 |
| Sydenham Stars | 33.10 |
| East Shirley | 32.85 |
| St Albans (Social T20) | 26.29 |
| Ashburton College | 17.23 |
| Heathcote (Social T20) | 16.37 |

Phyl Blackler Series (one-day) - Top 4

| | |
|------------------------|-------|
| St Albans (Div 1) | 19.66 |
| Merivale-Papanui | 13.47 |
| Old Boys Collegians | 12.83 |
| East Shirley-Ashburton | 5.94 |

Final: **MP beat St A**

3rd Place: OBC beat ES-Ash

Phyl Blackler Series (one-day) - Bottom 4

| | |
|------------------------|-------|
| Sydenham Stars | 21.08 |
| St Albans (Social T20) | 11.72 |
| Lancaster Park | 8.53 |
| Heathcote | 7.57 |

Final: **Syd Stars v St A - abandoned**

3rd Place Playoff: LP v Heath

Phyl Blackler Series (Twenty20)

| | |
|---------------------|-------|
| St Albans (Div 1) | 20.19 |
| Merivale-Papanui | 18.61 |
| Lancaster Park | 6.33 |
| Old Boys Collegians | 6.29 |

Debbie Hockley Series (Twenty20)

| | |
|------------------------|-------|
| Sydenham Stars | 33.68 |
| St Albans (Social T20) | 26.58 |
| East Shirley-Ashburton | 12.86 |
| Heathcote | 4.76 |

Year 8/9 (Late 2016 Competition)

| | |
|----------------------------|----|
| Burnside West University 9 | 28 |
| Old Boys Collegians Gold | 25 |
| Sydenham Turner N Stars | 20 |
| St Albans | 18 |
| Old Boys Collegians Red | 5 |
| Tai Tapu Gold | 5 |

Division 2 (Early 2017 Competition)

| | |
|----------------------------|----|
| Burnside West University 9 | 28 |
| Old Boys Collegians Red | 24 |
| Sydenham Turner N Stars | 12 |
| Old Boys Collegians Gold | 11 |
| Tai Tapu Gold | 11 |
| St Albans | 6 |

Premier Women

| | P | W | L | T/NR | Place |
|------------------|----|---|----|------|---------|
| One-day: | 13 | 2 | 11 | 0 | 4th (4) |
| Twenty20: | 4 | 0 | 4 | 0 | 4th (4) |
| Sixes: | 7 | 4 | 3 | 0 | 2nd (4) |
| Total: | 24 | 6 | 18 | 0 | |

The season started off with a few changes to the team line-up. New to the team were Shona Keaney, Lizzie Dillam and Ash Mortimer. Shona hailed from the UK, where she is an opening bowler for Essex. She showed her worth in the very first game of the season and her bowling expertise would prove invaluable for the team in the months to come.

Lizzie, also from the UK, was here on a university exchange and was also a useful bowler, taking key wickets where needed.

Ash made the astounding commitment of travelling up weekly from Timaru to play. She shared the wicket-keeping duties with Sophie Gray and proved herself quite capable, despite being only 16 years old.

We were sad to say goodbye to Kaylee Tavendale, Courtney Buckman and Amelia Webber.

Also leaving was the coach for the past two seasons, Pierre Flavell. The team was instead left in the capable hands of Shuiab Munna.

Taking the helm for the season was Natalie Cox. Nat was unfortunately forced to retire part-way through the season due to injury. Her hard hitting in the batting department was certainly missed.

We started off with high hopes for the season ahead. Things began off on a positive note as we defeated Sydenham on the opening weekend by 97 runs.

Sadly, the next couple of games did not provide the right result and the rest of the season followed the same rhythm. Struggling to bat out our 50 overs, we regularly posted below-par scores. Saints has many promising young players coming through the ranks, so we are cautiously optimistic about the future.

In the Twenty20 competition, Saints' fortunes weren't any better in terms of silverware, although we did regularly post competitive scores. A highlight of these games was Sophie Gray's 46 not out against the new combined side, Lancaster Park-East Christchurch Shirley.

Not to go completely without glory, the team found its mojo during the

Kirsty Bond Series. This is a six-a-side competition which runs while the Canterbury Magicians are away. The 15-over format suited us and we were able to post wins on a regular basis. We finished runners-up on the back of solid performances by several members of the team.

Following Nat's departure, Georgia Clarke took over as the team's key batter. She played intelligently and patiently to frequently be the top scorer, including a fifty against Sydenham in early March.

In the bowling department, we were far from lacking. Katie Morris had a spectacular season with the ball, taking 30 wickets. Hayley Schimanski stepped up from last year to become a key bowler, taking the new ball at times. Sophie Oldershaw returned from Otago to play a handful of games in the middle of the season and provide us with a handy spin option.

Gabby Sullivan also took wickets at regular intervals, showing why she is a Canterbury representative. She was unavailable for the latter half of the season as she is taking a gap year in the UK. We look forward to seeing her again at the end of the year.

Paige van Beurten made an all-round contribution, bowling when needed and taking some catches. Ashley Harrison was useful with the bat and ball.

With injuries and players leaving after Christmas, we did sometimes have a numbers issue. This meant that the majority of the Division 1 side had to step up at one point or another. These girls are still at high school, but all showed they had the ability to play in a higher grade. We were very grateful to these ladies (and their parents!) as they really dug us out of some tight spots numbers-wise.

We also benefited in this regard from the new zone system in place in Christchurch women's cricket. This system meant that we were able to borrow and lend players from Merivale-Papanui a number of times.

There were many others who helped us out at one point or another, including: Kaylee Tavendale, who came out of retirement toward the end of the season; Sophie Wills, who travelled up from Timaru for a few games; and various other friends and family filled in for a game here and there.

While the season has been somewhat disappointing, most teams have their rough patches. The girls have learnt from the season and with talent coming through we can look to the future.

We thank Shuiab for his efforts and are grateful to Ryan Thomas who took over coaching duties following Shuiab's departure post-Christmas.

Tegan Weston

Premier Women Averages, 2016/17

| | Mat | Inn | NO | HS | Runs | Ave | 100 | 50 | Ct | St | O | M | R | W | Ave | Best | 4wi | 5wi | SR | Econ |
|--------------------|-----|-----|----|-----|------|-------|-----|----|----|----|------|----|-----|----|--------|------|-----|-----|-------|-------|
| Paris Andrews | 1 | 1 | 0 | 1 | 1 | 1.00 | - | - | - | - | - | - | - | - | - | - | - | - | - | - |
| Grace Ansell | 2 | 2 | 0 | 9 | 9 | 4.50 | - | - | - | - | 7 | 0 | 42 | 2 | 21.00 | 1-16 | - | - | 21.0 | 6.00 |
| Kieran Bell | 1 | 1 | 0 | 0 | 0 | 0.00 | - | - | - | - | 1 | 0 | 8 | 0 | - | - | - | - | - | 8.00 |
| Georgia Clarke | 12 | 11 | 1 | 58 | 158 | 15.80 | - | 1 | 1 | - | 48 | 4 | 194 | 1 | 194.00 | 1-12 | - | - | 288.0 | 4.04 |
| Lily Collier | 3 | 3 | 0 | 15 | 28 | 9.33 | - | - | - | - | - | - | - | - | - | - | - | - | - | - |
| Natalie Cox | 7 | 7 | 0 | 73 | 142 | 20.29 | - | 2 | 2 | - | 2 | 0 | 18 | 2 | 9.00 | 2-18 | - | - | 6.0 | 9.00 |
| Lizzie Dillam | 13 | 11 | 3 | 7* | 28 | 3.50 | - | - | 3 | - | 39.1 | 1 | 203 | 8 | 25.38 | 2-9 | - | - | 29.4 | 5.18 |
| Molly Dunlop | 1 | 1 | 1 | 2* | 2 | - | - | - | - | - | - | - | - | - | - | - | - | - | - | - |
| Georgia Edge | 1 | 1 | 0 | 3 | 3 | 3.00 | - | - | - | - | 2 | 0 | 11 | 0 | - | - | - | - | - | 5.50 |
| Ellena Firth | 2 | 2 | 0 | 5 | 9 | 4.50 | - | - | - | - | 3 | 0 | 17 | 0 | - | - | - | - | - | 5.67 |
| Sophie Gray | 18 | 18 | 3 | 46* | 182 | 12.13 | - | - | 7 | 1 | 4.5 | 0 | 32 | 0 | - | - | - | - | - | 6.62 |
| Ashley Harrison | 20 | 20 | 0 | 28 | 138 | 6.90 | - | - | 1 | - | 45.1 | 4 | 273 | 6 | 45.50 | 2-43 | - | - | 45.2 | 6.04 |
| Kate Hastings | 1 | 1 | 0 | 1 | 1 | 1.00 | - | - | - | - | - | - | - | - | - | - | - | - | - | - |
| Elrie Jordaan | 1 | 0 | - | - | - | - | - | - | 2 | - | - | - | - | - | - | - | - | - | - | - |
| Shona Keaney | 21 | 20 | 3 | 44 | 243 | 14.29 | - | - | 2 | - | 98 | 15 | 384 | 19 | 20.21 | 4-5 | 1 | - | 30.9 | 3.92 |
| Chantalle Lewis | 1 | 1 | 1 | 1* | 1 | - | - | - | 1 | - | 2 | 0 | 20 | 0 | - | - | - | - | - | 10.00 |
| Casey Liddington | 1 | 1 | 0 | 3 | 3 | 3.00 | - | - | - | - | - | - | - | - | - | - | - | - | - | - |
| Brianna Longdin | 1 | 1 | 0 | 4 | 4 | 4.00 | - | - | - | - | 2 | 0 | 17 | 0 | - | - | - | - | - | 8.50 |
| Grace MacRae | 1 | 0 | - | - | - | - | - | - | - | - | - | - | - | - | - | - | - | - | - | - |
| Eliza McIntosh | 1 | 1 | 0 | 12 | 12 | 12.00 | - | - | - | - | 2 | 0 | 6 | 0 | - | - | - | - | - | 3.00 |
| Katie Morris | 24 | 24 | 7 | 29 | 196 | 11.53 | - | - | 9 | - | 97.5 | 10 | 474 | 30 | 15.80 | 4-16 | 3 | - | 19.6 | 4.85 |
| Ash Mortimer | 12 | 12 | 1 | 33 | 81 | 7.36 | - | - | 3 | - | - | - | - | - | - | - | - | - | - | - |
| Lucy Murray | 1 | 1 | 0 | 1 | 1 | 1.00 | - | - | - | - | 1 | 0 | 4 | 1 | 4.00 | 1-4 | - | - | 6.0 | 4.00 |
| Thamsyn Newton | 1 | 1 | 0 | 60 | 60 | 60.00 | - | 1 | - | - | - | - | - | - | - | - | - | - | - | - |
| Sophie Oldershaw | 13 | 12 | 4 | 19* | 86 | 10.75 | - | - | 4 | - | 47.4 | 3 | 292 | 10 | 29.20 | 3-17 | - | - | 28.6 | 6.13 |
| Amy Satterthwaite | 1 | 1 | 0 | 40 | 40 | 40.00 | - | - | - | - | 7 | 3 | 6 | 0 | - | - | - | - | - | 0.86 |
| Hayley Schimanski | 10 | 8 | 6 | 4* | 8 | 4.00 | - | - | 2 | - | 37 | 5 | 203 | 5 | 40.60 | 2-13 | - | - | 44.4 | 5.49 |
| Isabel Simmons | 1 | 1 | 0 | 0 | 0 | 0.00 | - | - | - | - | 4 | 0 | 22 | 3 | 7.33 | 3-22 | - | - | 8.0 | 5.50 |
| Sophie Sinclair | 1 | 0 | - | - | - | - | - | - | - | - | 1 | 0 | 18 | 1 | 18.00 | 1-18 | - | - | 6.0 | 18.00 |
| Gabrielle Sullivan | 7 | 7 | 0 | 32 | 62 | 8.86 | - | - | 5 | - | 46.3 | 6 | 141 | 11 | 12.82 | 4-14 | 1 | - | 25.4 | 3.03 |
| Lea Tahuhu | 1 | 1 | 0 | 6 | 6 | 6.00 | - | - | 1 | - | 3 | 0 | 9 | 0 | - | - | - | - | - | 3.00 |
| Kaylee Tavendale | 5 | 5 | 0 | 16 | 21 | 4.20 | - | - | 1 | - | 15.1 | 0 | 86 | 1 | 86.00 | 1-32 | - | - | 91.0 | 5.67 |
| Paige van Beurten | 11 | 9 | 2 | 8* | 22 | 3.14 | - | - | 2 | - | 10.5 | 0 | 59 | 3 | 19.67 | 2-11 | - | - | 21.7 | 5.45 |
| Tracey Watts | 1 | 1 | 0 | 0 | 0 | 0.00 | - | - | - | - | 4 | 0 | 35 | 1 | 35.00 | 1-35 | - | - | 24.0 | 8.75 |
| Tegan Weston | 18 | 16 | 0 | 25 | 163 | 10.19 | - | - | 4 | - | 25.2 | 1 | 157 | 4 | 39.25 | 1-8 | - | - | 38.0 | 6.20 |
| Sophie Wills | 3 | 3 | 0 | 2 | 2 | 0.67 | - | - | - | - | 3 | 0 | 19 | 0 | - | - | - | - | - | 6.33 |

Division 1 Women

| | P | W | L | T/NR | Place |
|-------------------------|----|---|---|------|---------|
| One-day (main): | 5 | 3 | 2 | 0 | 3rd (9) |
| One-day (top 4): | 4 | 2 | 1 | 1 | 2nd (4) |
| Twenty20: | 3 | 2 | 1 | 0 | 1st (4) |
| Total: | 12 | 7 | 4 | 1 | |

Throughout the season we had 16 players play or fill in for the Division 1 team. On a number of occasions a few of our players have played Division 2 in the morning and followed up with their Division 1 game in the afternoon - in some cases that meant playing up to 120 overs in a day. A big thank you to all those who filled in for other teams throughout the season, as without this many games would have been abandoned.

Thanks also to Paige van Beurten, Joey Hull and Emily Glennie who filled in for us this season. In the case of Joey and Emily, they also assisted by filling in for Division 1 teams we played against, ensuring a couple of games went ahead when they otherwise wouldn't have.

We also had some Division 1 players fill in for both the Premier and Social Twenty20 teams, where they scored runs and took wickets. This was a great opportunity to play with the experienced Twenty20 girls and to get a taste of the next level with the Premier side.

Grace Ansell captained the team throughout the season, with Georgia Edge taking over while Grace was away recovering from a knee injury. Both girls did a fantastic job and were well respected by the rest of the team. It is a tough sport to captain and given the depth of our squad they did a great job in ensuring that everyone got the chance to perform.

Throughout the season we had four players score half-centuries: Grace (four), Lily Collier (two), Ellena Firth and Georgia, including three unbeaten fifties in the same innings. Given the improved batting skills and technique, as well as the resilience shown, I am sure we will see many more next season - possibly even the first century.

Paris Andrews has a great bowling style that makes it difficult for batters to score from. She is a great team player who fitted in well, but chose to retire from cricket midway through the season.

Grace Ansell had a fantastic season with both bat and ball. She was the Division 1 season MVP on the back of a batting average of 90.50. She went from strength to strength and by the end of the season was

batting technically the best I have seen from her. I am looking forward to seeing a century from her next season.

Lily Collier matured well as a player this season. Her batting was her strength this year, with a team-high score of 68 not out earning her the team batting award. In the latter half of the season she took over the wicket-keeping duties, as she felt the team was best served by having the other keepers bowling - a very selfless act in putting the team's needs ahead of her own. Incidentally, she did a fine job behind the stumps.

Georgia Edge shared the team bowling award, with some very fine bowling at the start of the innings. She is one of the straightest wicket-to-wicket bowlers in the grade and, combined with her pace, has ensured that she is both one of the highest wicket-takers and most economical in the team. Her batting has also been a strength, batting in the top four each week.

Ellena Firth joined us from Old Boys Collegians. She opened the batting and bowled in the top four. She is technically a very strong batter who takes few risks and scores with ease. She frequently opened the bowling as well and proved very challenging to score from with her swing bowling. I am looking forward to seeing her scoring more fifties with a little more aggression in her batting next season.

Charlotte Glennie is in the process of learning the art of spin bowling. She has taken to it very well and, with practice in the off-season, will have a great next season. She worked on being more aggressive with her batting, which helped her score more runs late in the season. This will help her score even more next season.

Petra Jack has the advantage of height on her side and she used it well. Her bowling style gained great bounce from pushing the ball hard into the pitch, making it a real challenge for middle-order batters. She had a great season in the field and I look forward to seeing her progress more next season.

Chantelle Lewis has a very nice style of swing bowling, but unfortunately the statistics do not tell the full story. Her best performances with bat and ball came in the same game, when she filled in for our opposition. She carried her bat for 37 (the highest score for their team) and took two wickets. In another match that was abandoned, she also took two wickets.

Brianna Longdin shared the team bowling award with Georgia. She has a highly deceptive bowling action, with very quick arm speed from a short run-up. She gets a lot of swing, which causes no end of problems for opposition batters. She is very much a pinch-hitter who scores runs very quickly. Next season I am looking forward to seeing her increase her run-up and gain even more speed with her bowling.

Lucy Murray is our opening batter and is also a very strong pace bowler. The stats do not reflect her ability with the bat. She had a great bowling season, with an excellent economy rate and lots of wickets. She is a real asset in the field and has a super strong arm. I am really looking forward to seeing her getting the runs she deserves next season as I know she is more than capable.

Isabel Simmons had a very strong start to the season, taking many wickets while conceding very few runs, including a season-best 3-3 from five overs. She is a very hard-working player who practices hard and is always dedicated in the field. I am really looking forward to seeing her continuing her hard work and getting some really great results with both her batting and bowling next season.

Brydie Washington is the life of our fielding outfit. She is extremely active in the field as well as being very vocal; on top of this she has the strongest throwing arm in the grade. She covers the most distance of any player, fielding permanently at her favourite position of fine leg. She had a great season with her bowling, with an impressive action that causes middle-order batters a lot of grief. She is a very capable batter and I am really looking forward to seeing her enjoy her batting more next season and scoring lots of runs.

I was very proud of the results that this team has achieved this season. They gelled really well together and achieved these results through hard work. The biggest key to the side's success was that they had fun and enjoyed being together as a team. Even though we won the Twenty20 series, the longer format suited the team more due to our depth in both the batting and bowling departments.

The biggest challenge we had was making sure that everyone had chances to perform. Everyone in the team can bowl well and at least six players were more than capable of opening the batting. The spirit in the team was fantastic and it showed in the results that we managed to achieve.

The team has been an absolute pleasure to manage and I look forward to getting them all together next season to improve even further. We achieved a lot this season and had a lot of fun in doing so. Together as a team I am confident that next season we will achieve even more.

Nick Glennie

Division 1 Women Averages, 2016/17

| | Mat | Inn | NO | HS | Runs | Ave | 100 | 50 | Ct | St | O | M | R | W | Ave | Best | 4wi | 5wi | SR | Econ |
|--------------------------|-----|-----|----|-----|------|-------|-----|----|----|----|------|---|-----|---|--------|------|-----|-----|-------|------|
| Paris Andrews | 6 | 6 | 0 | 6 | 12 | 2.00 | - | - | - | - | 7 | 0 | 36 | 0 | - | - | - | - | - | 5.14 |
| Grace Ansell | 11 | 10 | 6 | 58* | 362 | 90.50 | - | 4 | - | - | 36.4 | 0 | 163 | 8 | 20.38 | 2-21 | - | - | 27.5 | 4.45 |
| Lily Collier | 9 | 8 | 3 | 68* | 213 | 42.60 | - | 2 | 4 | - | 10 | 0 | 52 | 2 | 26.00 | 2-12 | - | - | 30.0 | 5.20 |
| Georgia Edge | 9 | 8 | 2 | 56* | 118 | 19.67 | - | 1 | 2 | - | 32.3 | 5 | 102 | 8 | 12.75 | 4-9 | 1 | - | 24.4 | 3.14 |
| Ellena Firth | 10 | 10 | 4 | 50* | 158 | 26.33 | - | 1 | 3 | - | 30 | 3 | 119 | 3 | 39.67 | 1-13 | - | - | 60.0 | 3.97 |
| Charlotte Glennie | 12 | 9 | 1 | 8 | 37 | 4.63 | - | - | 3 | - | 25.3 | 3 | 108 | 1 | 108.00 | 1-5 | - | - | 153.0 | 4.24 |
| Petra Jack | 6 | 3 | 1 | 4 | 6 | 3.00 | - | - | - | - | 14 | 0 | 81 | 4 | 20.25 | 2-14 | - | - | 21.0 | 5.79 |
| Chantalle Lewis | 7 | 4 | 0 | 9 | 23 | 5.75 | - | - | - | - | 16.3 | 1 | 81 | 2 | 40.50 | 1-6 | - | - | 49.5 | 4.91 |
| Brianna Longdin | 12 | 11 | 1 | 30* | 86 | 8.60 | - | - | 1 | - | 48 | 5 | 133 | 8 | 16.63 | 2-11 | - | - | 36.0 | 2.77 |
| Lucy Murray | 8 | 8 | 1 | 15* | 56 | 8.00 | - | - | 2 | - | 23 | 0 | 92 | 7 | 13.14 | 3-4 | - | - | 19.7 | 4.00 |
| Isabel Simmons | 12 | 9 | 0 | 8 | 21 | 2.33 | - | - | 2 | - | 32 | 2 | 172 | 9 | 19.11 | 3-3 | - | - | 21.3 | 5.38 |
| Brydie Washington | 9 | 4 | 2 | 5* | 14 | 7.00 | - | - | 1 | - | 22 | 0 | 118 | 4 | 29.50 | 2-15 | - | - | 33.0 | 5.36 |



The Phyl Blackler Series Twenty20 competition-winning Division 1 side.
 Back row (from left): Brydie Washington, Lily Collier, Charlotte Glennie,
 Isabel Simmons, Brianna Longdin, Chantalle Lewis. Front row:
 Ellena Firth, Lucy Murray, Grace Ansell, Georgia Edge.

A key component of the club was the amazing support of the parents - here seen at one of a number of functions held at the St Albans pavilion during the season - for all of the youth girls teams.



Social Twenty20 Women

| | P | W | L | T/NR | Place |
|--------------------------|----|---|---|------|---------|
| Twenty20 (PBS): | 6 | 4 | 2 | 0 | 6th (9) |
| Twenty20 (bot 4): | 3 | 1 | 2 | 0 | 2nd (4) |
| Twenty20 (DHS): | 4 | 3 | 1 | 0 | 2nd (4) |
| Total | 13 | 8 | 5 | 0 | |

This season started off in a slightly unusual way compared to the last few years. Due to limited entries in the social grade - I can't understand this! - all two Social Twenty20 teams were merged with Division 1 for the first half of the competition. This wasn't a concern to us, as it meant we were more likely to get some competitive games. This is exactly what unfolded in the first round, when we took the Old Boys Collegians girls too lightly, played our usual carefree game and lost by one run! Lesson learned. From then on we played to our strengths, beating the social and eight-a-side teams. We also beat our own Division 1 side and had competitive games with most other sides, even when we had only six players.

In the second half of the season our grade was split into what was called Top 4 and Bottom 4, but in reality it was those who entered to play 40-over cricket in Division 1 and those happy to continue playing Social T20. We finished up by making the final in our group of four. There we met Sydenham at the Polo grounds in the rain and duly called it off, to cap off what has been an unexceptional season weather-wise.

The players from last year all returned, minus the injured Monique Pettet, who did make an exceptional comeback against Sydenham. Boosting our team numbers from six to seven, she did some quality work in the outfield, resting her injured self on a camp chair between overs.

Jodi Archbold (that's me) continued in the captain's role this season. Despite bringing the odd decent knock with the bat (an average of 31, including one unbeaten 50) my biggest contributions to the team were bowling only when absolutely necessary and fielding somewhere where high catches were extremely unlikely. I did top the season as one of two people with highest number of fines.

Punam Dahya once again managed us all, doing a splendid job naming the team each Monday - a process involving listing those five or six of us available and asking Ryan if any Division 1 girls could fill in. Punam took charge of communications with the club, including managing the gear and book, even when it had to be picked up from random men's games (who is Clem anyway?!). She has stepped down from her manager's role, handing the reins over to Frenchy. Thanks, Punam, for your efforts over the last two years and best of luck in your new role as social manager.

Frenchy (Sarah French) was able to commit to more games this season and brought back her usual light-hearted banter that kept games alive

for both teams, along with a batting average of 32. She also produced some outstanding keeping performances, taking over the gloves from Anna when she was there to play.

Anna Archbold showed brilliant team spirit, taking the keeping gloves over the ball when there was no one else to do it, and bowling out her five overs most other weeks. The pace she put on the ball played a huge part in keeping run rates down and putting pressure on the batters. Her occasional slower ball managed to earn five wickets. She was also very useful in recruiting fill-ins: most notably Jess Clark, who was an asset in the field, and Fran Clark, who made 47 with the bat in her one knock.

Elrie Jordaan, our resident South African, was nominated as this year's fines manager. She took to this role like a fish to water, taking down weekly notes in her fines book and making certain that dropped sitters resulted in full team shouts at the clubrooms. All the while, she managed to play some excellent cricket, taking 11 wickets and reliably hitting a few boundaries when needed, with her one-handed batting style.

Bondi (Jo Bond) - still not recognised by her married name of Jo Flack - continued in her role as opening bowler and most reliable batter. However, this year Punam added to her duties by naming her as practice manager. Safe to say, we didn't practice once. There was the odd pre-match warm-up ... which was generally led by anybody but Bondi. Mid-season she announced some excellent news: baby Bondi was on the way! Yet, as the committed player that she is, she continued to play each week, averaging 38 with the bat and taking 12 wickets.

Rachel Harris saw out her second season with Saints, showing speed, agility and grace in the field. Also, she occasionally picked up the bat, putting herself in the realm of batters who are perfectly capable of seeing out any opening bowlers. She has been duly appointed as the off-season goals manager. We are still waiting for those IPPs, Rach!

As usual, we had continuous support from our regular fill-in Chris O'Brien-Smith, when she wasn't flitting about the country watching international matches. She also dragged her daughter Casey out of retirement later on. Casey's off-season goal is to acquire some appropriate cricket attire.

Other fill-ins included Bluey (Nicola Blue), who even took a catch in her one appearance. A wide range of Division 1 girls provided much appreciated assistance. There was even an appearance each from Camel Hamel (making it all the way from windy Wellington) and Mel Reid. Although, with Punam being away that week, Mel is yet to prove to Punam that she is in fact a real person.

Our season was rounded off with an unofficial debrief/AGM at Coriander's. There it was suggested that we should have at least one pre-season practice and that we'd appreciate at least one game next season on Hospital Corner. Time will tell on both counts!

Jodi Archbold

Social Twenty20 Women Averages, 2016/17

| | Mat | Inn | NO | HS | Runs | Ave | 100 | 50 | Ct | St | O | M | R | W | Ave | Best | 4wi | 5wi | SR | Econ |
|----------------------------|-----|-----|----|-----|------|-------|-----|----|----|----|------|---|-----|----|-------|------|-----|-----|------|------|
| Anna Archbold | 9 | 8 | 1 | 31 | 94 | 13.43 | - | - | - | - | 28.4 | 1 | 160 | 5 | 32.00 | 1-4 | - | - | 34.4 | 5.58 |
| Jodi Archbold | 9 | 9 | 4 | 51* | 159 | 31.80 | - | 1 | 1 | - | 21.4 | 0 | 109 | 7 | 15.57 | 4-4 | 1 | - | 18.6 | 5.03 |
| Jo Bond | 9 | 7 | 2 | 50* | 192 | 38.40 | - | 1 | - | - | 39 | 2 | 153 | 12 | 12.75 | 3-32 | - | - | 19.5 | 3.92 |
| Lily Collier | 3 | 3 | 1 | 12 | 18 | 9.00 | - | - | - | - | 6 | 0 | 38 | 1 | 38.00 | 1-11 | - | - | 36.0 | 6.33 |
| Punam Dahya | 8 | 7 | 3 | 22 | 64 | 16.00 | - | - | - | - | 20 | 1 | 128 | 5 | 25.60 | 2-1 | - | - | 24.0 | 6.40 |
| Sarah French | 6 | 6 | 3 | 39* | 97 | 32.33 | - | - | - | - | 1 | 0 | 3 | 0 | - | - | - | - | - | 3.00 |
| Rachel Harris | 5 | 5 | 2 | 8 | 23 | 7.67 | - | - | - | - | - | - | - | - | - | - | - | - | - | - |
| Elrie Jordaan | 8 | 8 | 1 | 25 | 84 | 12.00 | - | - | 1 | - | 30 | 3 | 90 | 11 | 8.18 | 3-12 | - | - | 16.4 | 3.00 |
| Chantalle Lewis | 3 | 1 | 0 | 0 | 0 | 0.00 | - | - | - | - | 8 | 0 | 23 | 3 | 7.67 | 3-5 | - | - | 16.0 | 2.88 |
| Casey O'Brien-Smith | 2 | 1 | 1 | 0* | 0 | - | - | - | - | - | - | - | - | - | - | - | - | - | - | - |
| Chris O'Brien-Smith | 3 | 0 | - | - | - | - | - | - | - | - | 2 | 0 | 19 | 0 | - | - | - | - | - | 9.50 |
| Monique Pettet | 2 | 2 | 0 | 16 | 26 | 13.00 | - | - | - | - | 3 | 0 | 26 | 0 | - | - | - | - | - | 8.67 |
| Kaylee Tavendale | 2 | 2 | 1 | 28* | 28 | 28.00 | - | - | - | - | 4 | 2 | 2 | 1 | 2.00 | 1-2 | - | - | 24.0 | 0.50 |



Above: Sean Carston (left) receives the Johnstone-Birmingham Trophy from men's club captain (and losing finalist) Clem Gibbens after winning the 10th annual St Albans bowl-off.

Below: The winners of the annual St Albans quiz evening. Richard Carrigan, Ryan Thomas and wife Linda, Brad Smith.



Division 2 Women

| | P | W | L | T/NR | Place |
|-------------------------|----|---|---|------|---------|
| One-day (Y8/9): | 7 | 4 | 2 | 1 | 3rd (6) |
| One-day (Div 2): | 6 | 1 | 5 | 0 | 6th (6) |
| Total | 13 | 5 | 7 | 1 | |

The season started with our team playing in Year 8/9 prior to Christmas and in Division 2 post-Christmas.

In the Year 8/9 grade at the start of the season we had a very successful time, winning a large percentage of games. The core of the team was: Estella Wallace, Ashleigh Fleming, Mia Perrin, Millie Kennedy, Emily Glennie, Nicole Moore, Tamzin Matuku and Emelia Hinton. We were grateful that most weeks some of the other Year 9 girls in the club filled the remaining spots.

After Christmas, we were now in what technically is a women's rather than junior grade, along with all the other sides from the Year 8/9 competition. This will be a Year 9/10/11 youth grade after Christmas next year, I believe.

There were very promising signs from our players.

Estella is a very capable batter and bowler, having good success in both disciplines throughout the season. Her job was to set the field when we were bowling, while the captaincy was shared amongst the others. She did this job very well and her fielding also improved markedly.

Ashleigh proved to be a great find as a keeper - the highlight being a full-length diving one-handed catch against Tai Tapu. She also opened the batting with Estella and almost always got us off to a good start. This is the first year Ashleigh bowled and she has a unique style, which not only gets through the overs quickly but also gets wickets too. A great all-rounder and good leader.

Mia is our six-hitter - when she is in form it's worth watching. Her bowling is quick also and she'll skittle a few each game. She is also starting to really understand the intricacies of the game and I saw some good captaincy traits start to form. She has good hands too - always a reliable catcher.

Millie was our most consistent bowler - you can always rely on her to bowl a good over and not give many runs away as well as pick up regular wickets.

Emily is a very promising spinner and possesses a very good batting technique. She took the catch of the season - everyone who was there

will remember this one. She took it right on the deep fine leg boundary, after it was struck beautifully by Tai Tapu's best batter - outstanding.

Nicole - came into her own when we were in real trouble against the top team, with our batters being dismissed quickly and cheaply. This so happened to be her best game as she strode in at No. 7. By the time she was out she had scored more than double the next best batter and had batted for an hour, playing some very nice shots.

Tamzin - as the season progressed her bowling became straighter and fuller. Although she was possibly the youngest in the grade, she held her own with the older girls. Batting is still a work in progress.

Emelia joined the team post-Christmas and fitted in very well, improving considerably. The highlight was bowling three overs in a Twenty20 on Hagley 1. This was her first year playing cricket and she bowled straight and full and contained a couple of the opposition's better players.

I really enjoyed the season and we had some wonderful games. Also, a huge thanks go to my co-coach, Nick Glennie. Nick is so easy to work with - he is very keen and dedicated and the club is lucky to have his services. Thanks for all your hard work, Nick.

Barry van Beurten



One of the highlights of the summer for the Division 2 girls was getting to play a game on Hagley Oval in the closing weeks of the season.

Division 2 Women Averages, 2016/17

| | Mat | Inn | NO | HS | Runs | Ave | 100 | 50 | Ct | St | O | M | R | W | Ave | Best | 4wi | 5wi | SR | Econ |
|-------------------|-----|-----|----|-----|------|--------|-----|----|----|----|------|---|-----|---|-------|------|-----|-----|------|------|
| Grace Ansell | 3 | 3 | 0 | 65 | 70 | 23.33 | - | 1 | - | - | 10 | 0 | 27 | 3 | 9.00 | 2-7 | - | - | 20.0 | 2.70 |
| Georgia Edge | 2 | 2 | 1 | 72* | 113 | 113.00 | - | 1 | - | - | 7 | 1 | 24 | 1 | 24.00 | 1-12 | - | - | 42.0 | 3.43 |
| Ellena Firth | 2 | 2 | 2 | 27* | 50 | - | - | - | - | - | 8 | 0 | 17 | 2 | 8.50 | 1-6 | - | - | 24.0 | 2.13 |
| Ashleigh Fleming | 4 | 4 | 1 | 37 | 79 | 26.33 | - | - | 1 | - | 12 | 0 | 49 | 8 | 6.13 | 4-21 | 1 | - | 9.0 | 4.08 |
| Emily Glennie | 5 | 5 | 1 | 25* | 40 | 10.00 | - | - | 2 | - | 13 | 0 | 64 | 4 | 16.00 | 2-13 | - | - | 19.5 | 4.92 |
| Millie Kennedy | 4 | 4 | 1 | 16 | 45 | 15.00 | - | - | - | - | 11 | 0 | 63 | 4 | 15.75 | 2-9 | - | - | 16.5 | 5.73 |
| Tamzin Matuku | 3 | 2 | 0 | 0 | 0 | 0.00 | - | - | - | - | 4 | 0 | 28 | 2 | 14.00 | 1-9 | - | - | 12.0 | 7.00 |
| Nicole Moore | 6 | 6 | 0 | 11 | 37 | 6.17 | - | - | - | - | 13.2 | 0 | 106 | 2 | 53.00 | 1-6 | - | - | 40.0 | 7.95 |
| Lucy Murray | 2 | 2 | 0 | 18 | 28 | 14.00 | - | - | 2 | - | 4 | 0 | 18 | 1 | 18.00 | 1-18 | - | - | 24.0 | 4.50 |
| Mia Perrin | 6 | 6 | 1 | 17 | 35 | 7.00 | - | - | - | - | 20 | 0 | 94 | 7 | 13.43 | 2-11 | - | - | 17.1 | 4.70 |
| Estella Wallace | 6 | 6 | 2 | 34 | 98 | 24.50 | - | - | - | - | 15.2 | 1 | 72 | 3 | 24.00 | 2-13 | - | - | 30.7 | 4.70 |
| Brydie Washington | 3 | 3 | 0 | 3 | 6 | 2.00 | - | - | - | - | 11 | 2 | 46 | 0 | - | - | - | - | - | 4.18 |

Year 8/9 Girls Averages, 2016/17

| | Mat | Inn | NO | HS | Runs | Ave | 100 | 50 | Ct | St | O | M | R | W | Ave | Best | 4wi | 5wi | SR | Econ |
|-------------------|-----|-----|----|-----|------|-------|-----|----|----|----|------|---|-----|---|-------|------|-----|-----|------|------|
| Ashleigh Fleming | 4 | 4 | 0 | 21 | 39 | 9.75 | - | - | 3 | - | 13 | 0 | 77 | 5 | 15.40 | 2-12 | - | - | 15.6 | 5.92 |
| Ellena Firth | 2 | 2 | 1 | 16 | 31 | 31.00 | - | - | - | - | 5 | 0 | 25 | 1 | 25.00 | 1-3 | - | - | 30.0 | 5.00 |
| Emily Glennie | 5 | 5 | 3 | 25* | 57 | 28.50 | - | - | - | - | 12 | 1 | 79 | 2 | 39.50 | 1-14 | - | - | 36.0 | 6.58 |
| Emelia Hinton | 3 | 2 | 0 | 5 | 5 | 2.50 | - | - | - | - | 7 | 0 | 32 | 0 | - | - | - | - | - | 4.57 |
| Millie Kennedy | 5 | 5 | 3 | 22 | 56 | 28.00 | - | - | - | - | 14 | 0 | 106 | 4 | 26.50 | 2-31 | - | - | 21.0 | 7.57 |
| Tamzin Matuku | 3 | 3 | 0 | 0 | 0 | 0.00 | - | - | - | - | 8 | 0 | 73 | 0 | - | - | - | - | - | 9.13 |
| Nicole Moore | 2 | 2 | 0 | 23 | 25 | 12.50 | - | - | - | - | 4 | 0 | 22 | 0 | - | - | - | - | - | 5.50 |
| Mia Perrin | 3 | 3 | 1 | 26* | 27 | 13.50 | - | - | - | - | 8 | 0 | 28 | 0 | - | - | - | - | - | 3.50 |
| Estella Wallace | 5 | 5 | 1 | 19 | 59 | 14.75 | - | - | 1 | - | 17.1 | 0 | 108 | 4 | 27.00 | 2-38 | - | - | 25.8 | 6.29 |
| Brydie Washington | 2 | 2 | 1 | 20 | 28 | 28.00 | - | - | - | - | 6 | 0 | 28 | 0 | - | - | - | - | - | 4.67 |

Junior Girls

| Year 5/6/7 | P | W | L | T/NR | Place |
|--------------------|----|---|---|------|-----------|
| Late 2016: | 6 | 3 | 3 | 0 | 4th= (10) |
| Early 2017: | 7 | 6 | 1 | 0 | 1st= (6) |
| Total: | 13 | 9 | 4 | 0 | |

Year 5/6/7 Girls:

The girls started the season raring to go and keen to build on the successes of last season. Our numbers were boosted by five new girls who fitted seamlessly into the squad. They worked very hard all season; nearly everyone attended every single training. This hard work clearly paid off as we finished the season joint grade winners!

We were fortunate to have Lizzie Dillam as team coach. She did a fantastic job with the girls, working on all aspects of their game. In particular, she did a wonderful job with the new girls, helping them to learn the game. Her time spent with the entire team developing their pull shots was certainly instrumental in several of our wins.

This season was a big step up for Ava Danholt and Rachael Jackson, as Year 4 girls playing in the Year 5/6/7 competition. They quickly impressed the team with their effort and resilience as they adjusted to the new rules and much bigger opponents! Unfortunately, Rachael moved out of Christchurch after Christmas. However, Ava continued to improve, quickly becoming one of our better bowlers, finishing the season with one of the best economy rates.

Eve Doocey became team captain this year. She did an excellent job helping to select the batting and bowling orders and directing the girls in the field. As a very valuable player, Eve has earned the respect of her fellow team-mates, who responded well to her direction.

After Christmas, our grade was split and we went up into the Year 6/7/8 hard-ball competition. Some of the girls were a little hesitant but, to their credit, they persevered and soon realised they were more than capable of the step up.

Harriet Kinney proved herself to be quite a find with the ball, becoming a regular wicket-taker.

Maddi Dempsey showed she had hidden wicket-keeping talents and also made huge improvements in her batting to become a regular run-scorer.

Hannah Stanley and Rebecca Doocey became very good at running between the wickets together; as openers we could rely on them to

score a run-a-ball.

Greer Richards' left-arm bowling continued to devastate the opposition, often picking up valuable wickets.

Sienna Godfrey-Chatterton continued to improve her game, picking up wickets and developing her pull shot.

Maia Grant was new to cricket but during the season she put a lot of effort into her bowling and was rewarded with big improvements; she even played in the spring and summer tournaments - quite a feat for a new player.

Trinity Wright went from strength to strength in all aspects of her game, picking up both the player of the season and batsman of the season awards.

Rebecca Stanley became a very valuable bowler, working hard on her spin and was the bowler of the season.

Emma Dempsey and Sienna Odams moved on to other activities after Christmas. Both made excellent contributions to the team and Emma continued to follow her sister and the team as our No. 1 supporter.

The girls have also started learning how to umpire - a very important skill in the game. They were all very keen to get out there and give it a go, which is great to see and will prove a real asset in the future.

We also had a number of our team play in the spring and summer tournaments: Eve, Rebecca Doocey, Rebecca Stanley, Greer, Maia, Ava, Trinity and Hannah. Next season we hope to see everyone give it a go! Several of our girls were also selected to play in the Canterbury Year 5/6 Development team to play in the Year 7/8 South Island Primary Schools tournament: Trinity, Eve, Rebecca Doocey and Rebecca Stanley. Greer was also snapped up to play in the Year 7/8 Canterbury Country team. Well done girls, a fantastic achievement!

Thank you to the parents for all of your support during the season. It makes our job so much easier knowing that you are all there willing to help with throw-downs, warm-ups, packing up gear and assist with anything. The team couldn't have done it without your support.

Finally, I would like to thank the girls themselves. It is a pleasure to work with each and every one of you. You are all so talented and worked so hard all summer. You thoroughly deserve all of your achievements and successes this season.

Anthea and Craig Stanley




Above: The successful Year 6/7/8 team after finishing up joint hard-ball grade winners on the last day of the season.

Below: the top two wicket-takers for the season in full flow.
Andy Murray (left, 46) and Reid Gibbens (47).



CLUB RECORDS



Premier Men Two-day Career Averages

| | Debut | Mat | Inn | NO | HS | Runs | Ave | 100 | 50 | Ct | St | O | M | R | W | Ave | Best | Swi | SR | Econ |
|---------------------|---------|-----|-----|----|-----|------|-------|-----|----|-----|----|--------|-----|------|-----|-------|------|-----|------|-------|
| DJ Armitt | 2013/14 | 14 | 14 | 6 | 28* | 119 | 14.88 | - | - | 9 | - | 212.4 | 38 | 647 | 39 | 16.59 | 6-47 | 1 | 32.7 | 3.04 |
| JMM Bevin | 2013/14 | 12 | 17 | 0 | 45 | 237 | 13.94 | - | - | 3 | - | 23 | 1 | 120 | 2 | 60.00 | 1-17 | - | 69.0 | 5.22 |
| J Brown | 2016/17 | 3 | 2 | 0 | 4 | 5 | 2.50 | - | - | 1 | - | 48 | 14 | 98 | 10 | 9.80 | 4-39 | - | 28.8 | 2.04 |
| SW Carston | 2016/17 | 1 | 1 | 1 | 0* | 0 | - | - | - | - | - | - | - | - | - | - | - | - | - | - |
| RN Cockburn | 2016/17 | 6 | 7 | 0 | 38 | 166 | 23.71 | - | - | 2 | - | 42.3 | 12 | 79 | 6 | 13.17 | 2-18 | - | 42.5 | 1.86 |
| ADC Collins | 2016/17 | 1 | 2 | 0 | 1 | 1 | 0.50 | - | - | 1 | - | - | - | - | - | - | - | - | - | - |
| GJ Dawson | 2007/08 | 58 | 97 | 12 | 116 | 2738 | 32.21 | 4 | 14 | 40 | - | 30.4 | 1 | 139 | 2 | 69.50 | 1-6 | - | 92.0 | 4.53 |
| SJ Gilbert | 2016/17 | 2 | 1 | 0 | 15 | 15 | 15.00 | - | - | - | - | - | - | - | - | - | - | - | - | - |
| MP Grafton | 2015/16 | 3 | 3 | 0 | 6 | 8 | 2.67 | - | - | 2 | - | - | - | - | - | - | - | - | - | - |
| MP Holstein | 2007/08 | 61 | 68 | 28 | 49* | 809 | 20.23 | - | - | 34 | - | 1115.3 | 303 | 2632 | 181 | 14.54 | 7-15 | 3 | 37.0 | 2.36 |
| CF Johnson | 2014/15 | 11 | 6 | 5 | 14* | 29 | 29.00 | - | - | 3 | - | 153.4 | 37 | 416 | 21 | 19.81 | 4-74 | - | 43.9 | 2.71 |
| SS Johnston | 2015/16 | 3 | 0 | - | - | - | - | - | - | 1 | - | 23 | 11 | 43 | 6 | 7.17 | 5-34 | 1 | 23.0 | 1.87 |
| AF Johnstone | 2001/02 | 115 | 123 | 40 | 59 | 1257 | 15.14 | - | 1 | 296 | 33 | 2 | 0 | 21 | 1 | 21.00 | 1-21 | - | 12.0 | 10.50 |
| BJ Langrope | 2005/06 | 85 | 121 | 20 | 90 | 2378 | 23.54 | - | 15 | 57 | - | 874.4 | 159 | 2916 | 138 | 21.13 | 6-12 | 2 | 38.0 | 3.33 |
| HR McLean | 2016/17 | 1 | 0 | - | - | - | - | - | - | - | - | - | - | - | - | - | - | - | - | - |
| TA Meyrick | 2015/16 | 10 | 10 | 1 | 72 | 185 | 20.56 | - | 1 | 2 | - | 172.3 | 39 | 482 | 24 | 20.08 | 5-43 | 1 | 43.1 | 2.79 |
| RA Polson | 2015/16 | 11 | 16 | 0 | 55 | 237 | 14.81 | - | 1 | 7 | - | 9 | 1 | 38 | 1 | 38.00 | 1-18 | - | 54.0 | 4.22 |
| JM Richards | 2010/11 | 37 | 56 | 7 | 99 | 809 | 16.51 | - | 3 | 27 | - | 49.2 | 6 | 197 | 10 | 19.70 | 3-35 | - | 29.6 | 3.99 |
| DJ Sharples | 2012/13 | 10 | 12 | 1 | 85* | 260 | 23.64 | - | 2 | 12 | 1 | - | - | - | - | - | - | - | - | - |
| JM Southby | 2014/15 | 18 | 27 | 0 | 71 | 397 | 14.70 | - | 1 | 4 | - | 31.4 | 9 | 90 | 3 | 30.00 | 2-11 | - | 63.3 | 2.84 |
| WT Southby | 2012/13 | 11 | 16 | 1 | 52* | 162 | 10.80 | - | 1 | 8 | - | - | - | - | - | - | - | - | - | - |
| JH Tapper | 2015/16 | 13 | 15 | 6 | 29 | 105 | 11.67 | - | - | 8 | - | 273.4 | 60 | 733 | 47 | 15.60 | 5-37 | 2 | 34.9 | 2.68 |
| BJ Thatcher | 2015/16 | 5 | 7 | 0 | 22 | 84 | 12.00 | - | - | 4 | - | 15 | 2 | 46 | 1 | 46.00 | 1-17 | - | 90.0 | 3.07 |

Premier Men One-day Career Averages

| | Debut | Mat | Inn | NO | HS | Runs | Ave | 100 | 50 | Ct | St | O | M | R | W | Ave | Best | 5wi | SR | Econ |
|--------------|---------|-----|-----|----|-----|------|-------|-----|----|-----|----|-------|----|------|-----|-------|------|-----|------|-------|
| DJ Armitt | 2014/15 | 13 | 5 | 2 | 10 | 22 | 7.33 | - | - | 6 | - | 87.2 | 13 | 271 | 20 | 13.55 | 4-9 | - | 26.2 | 3.10 |
| JMM Bevin | 2014/15 | 10 | 8 | 4 | 73 | 280 | 70.00 | - | 2 | 3 | - | 25 | 0 | 118 | 6 | 19.67 | 3-22 | - | 25.0 | 4.72 |
| SW Carston | 2016/17 | 1 | 1 | 0 | 2 | 2 | 2.00 | - | - | - | - | 1 | 0 | 14 | 0 | - | - | - | - | 14.00 |
| RN Cockburn | 2016/17 | 5 | 4 | 2 | 35* | 72 | 36.00 | - | - | - | - | 33 | 5 | 103 | 3 | 34.33 | 1-16 | - | 66.0 | 3.12 |
| ADC Collins | 2015/16 | 2 | 1 | 0 | 18 | 18 | 18.00 | - | - | 1 | - | - | - | - | - | - | - | - | - | - |
| GJ Dawson | 2008/09 | 73 | 72 | 5 | 95 | 2134 | 31.85 | - | 17 | 29 | - | 33.5 | 1 | 112 | 9 | 12.44 | 3-46 | - | 22.6 | 3.31 |
| R Gibbens | 2016/17 | 2 | 1 | 0 | 0 | 0 | 0.00 | - | - | 1 | - | 11.5 | 1 | 41 | 5 | 8.20 | 5-23 | 1 | 14.2 | 3.46 |
| MP Grafton | 2015/16 | 6 | 5 | 0 | 67 | 129 | 25.80 | - | 1 | 2 | - | - | - | - | - | - | - | - | - | - |
| CF Johnson | 2016/17 | 5 | 2 | 2 | 6* | 8 | - | - | - | 3 | - | 36.4 | 4 | 148 | 8 | 18.50 | 2-21 | - | 27.5 | 4.04 |
| AF Johnstone | 2001/02 | 140 | 76 | 22 | 34* | 546 | 10.11 | - | - | 167 | 34 | - | - | - | - | - | - | - | - | - |
| BJ Langrope | 2005/06 | 92 | 71 | 17 | 83 | 1407 | 26.06 | - | 7 | 29 | - | 530.5 | 49 | 2181 | 113 | 19.30 | 7-16 | 1 | 28.2 | 4.11 |
| TA Meyrick | 2015/16 | 11 | 4 | 1 | 47 | 48 | 16.00 | - | - | 2 | - | 90 | 8 | 311 | 13 | 23.92 | 3-24 | - | 41.5 | 3.46 |
| RA Polson | 2015/16 | 13 | 10 | 0 | 35 | 135 | 13.50 | - | - | 6 | - | - | - | - | - | - | - | - | - | - |
| JM Richards | 2011/12 | 41 | 38 | 4 | 65 | 499 | 14.68 | - | 1 | 13 | - | 48.5 | 2 | 215 | 8 | 26.88 | 2-39 | - | 36.6 | 4.40 |
| JM Southby | 2014/15 | 14 | 13 | 0 | 63 | 288 | 22.15 | - | 3 | 6 | - | 26.2 | 2 | 116 | 4 | 29.00 | 4-32 | - | 39.5 | 4.41 |
| WT Southby | 2014/15 | 12 | 11 | 2 | 63 | 166 | 18.44 | - | 1 | 4 | - | - | - | - | - | - | - | - | - | - |
| MF Stols | 2016/17 | 3 | 1 | 0 | 0 | 0 | 0.00 | - | - | - | - | 19 | 5 | 70 | 8 | 8.75 | 3-18 | - | 14.3 | 3.68 |
| JH Tapper | 2015/16 | 17 | 7 | 0 | 66 | 154 | 22.00 | - | 1 | 4 | - | 127 | 25 | 494 | 24 | 20.58 | 4-24 | - | 31.8 | 3.89 |
| BJ Thatcher | 2016/17 | 4 | 4 | 0 | 9 | 17 | 4.25 | - | - | - | - | 12.3 | 0 | 61 | 2 | 30.50 | 2-30 | - | 37.5 | 4.88 |
| DD Twigg | 2011/12 | 22 | 13 | 6 | 18* | 85 | 12.14 | - | - | 2 | - | 169 | 27 | 552 | 26 | 21.23 | 4-5 | - | 39.0 | 3.27 |

Premier Men Twenty20 Career Averages

| | Debut | Mat | Inn | NO | HS | Runs | Ave | 100 | 50 | Ct | St | O | M | R | W | Ave | Best | 5wi | SR | Econ |
|--------------|---------|-----|-----|----|-----|------|-------|-----|----|----|----|-------|---|-----|----|-------|------|-----|------|------|
| RN Cockburn | 2016/17 | 6 | 3 | 0 | 16 | 33 | 11.00 | - | - | 2 | - | 19 | 0 | 104 | 3 | 34.67 | 1-15 | - | 38.0 | 5.47 |
| GJ Dawson | 2008/09 | 28 | 26 | 3 | 86 | 545 | 23.70 | - | 5 | 8 | - | - | - | - | - | - | - | - | - | - |
| SJ Gilbert | 2016/17 | 3 | 2 | 0 | 2 | 2 | 1.00 | - | - | - | - | - | - | - | - | - | - | - | - | - |
| CF Johnson | 2016/17 | 4 | 2 | 1 | 0* | 0 | 0.00 | - | - | 1 | - | 13 | 1 | 44 | 4 | 11.00 | 2-4 | - | 19.5 | 3.38 |
| AF Johnstone | 2005/06 | 39 | 13 | 5 | 29* | 130 | 16.25 | - | - | 42 | 7 | - | - | - | - | - | - | - | - | - |
| BJ Langrope | 2005/06 | 37 | 34 | 8 | 62 | 394 | 15.15 | - | 1 | 18 | - | 111.5 | 1 | 834 | 34 | 24.53 | 3-20 | - | 19.7 | 7.46 |
| TA Meyrick | 2015/16 | 13 | 11 | 3 | 39 | 123 | 15.38 | - | - | 6 | - | 43.4 | 1 | 210 | 17 | 12.35 | 3-6 | - | 15.4 | 4.81 |
| RA Polson | 2015/16 | 12 | 12 | 1 | 73 | 327 | 29.73 | - | 2 | 3 | - | 1 | 0 | 2 | 1 | 2.00 | 1-2 | - | 6.0 | 2.00 |
| JM Richards | 2011/12 | 13 | 7 | 1 | 12* | 24 | 4.00 | - | - | 1 | - | 6 | 0 | 44 | 1 | 44.00 | 1-25 | - | 36.0 | 7.33 |
| DJ Sharples | 2012/13 | 8 | 8 | 1 | 54 | 125 | 17.86 | - | 1 | 2 | - | - | - | - | - | - | - | - | - | - |
| JM Southby | 2015/16 | 10 | 9 | 0 | 45 | 141 | 15.67 | - | - | 1 | - | 9.2 | 0 | 59 | 5 | 11.80 | 4-25 | - | 11.2 | 6.32 |
| JH Tapper | 2015/16 | 13 | 5 | 1 | 22* | 46 | 11.50 | - | - | 2 | - | 48.5 | 1 | 312 | 19 | 16.42 | 3-25 | - | 15.4 | 6.39 |
| BJ Thatcher | 2015/16 | 11 | 7 | 3 | 25* | 83 | 20.75 | - | - | 9 | - | 29 | 2 | 190 | 14 | 13.57 | 4-38 | - | 12.4 | 6.55 |

Premier Women Career Averages

| | Debut | Mat | Inn | NO | HS | Runs | Ave | 100 | 50 | Ct | St | O | M | R | W | Ave | Best | SR | Econ |
|--------------------|---------|-----|-----|----|------|------|-------|-----|----|----|----|--------|-----|------|-----|-------|------|------|-------|
| Paris Andrews | 2016/17 | 1 | 1 | 0 | 1 | 1 | 1.00 | - | - | - | - | - | - | - | - | - | - | - | - |
| Grace Ansell | 2016/17 | 2 | 2 | 0 | 9 | 9 | 4.50 | - | - | - | - | 7 | 0 | 42 | 2 | 21.00 | 1-16 | 21.0 | 6.00 |
| Kieran Bell | 2016/17 | 1 | 1 | 0 | 0 | 0 | 0.00 | - | - | - | - | 1 | 0 | 8 | 0 | - | - | - | 8.00 |
| Georgia Clarke | 2012/13 | 45 | 29 | 8 | 58 | 358 | 17.05 | - | 1 | 3 | - | 258.2 | 34 | 874 | 41 | 21.32 | 4-25 | 37.8 | 3.38 |
| Lily Collier | 2016/17 | 3 | 3 | 0 | 15 | 28 | 9.33 | - | - | - | - | - | - | - | - | - | - | - | - |
| Natalie Cox | 2007/08 | 87 | 72 | 14 | 73 | 1155 | 19.91 | - | 9 | 24 | - | 144.2 | 9 | 811 | 29 | 27.97 | 3-17 | 29.9 | 5.62 |
| Lizzie Dillam | 2016/17 | 13 | 11 | 3 | 7* | 28 | 3.50 | - | - | 3 | - | 39.1 | 1 | 203 | 8 | 25.38 | 2-9 | 29.4 | 5.18 |
| Molly Dunlop | 2016/17 | 1 | 1 | 1 | 2* | 2 | - | - | - | - | - | - | - | - | - | - | - | - | - |
| Georgia Edge | 2016/17 | 1 | 1 | 0 | 3 | 3 | 3.00 | - | - | - | - | 2 | 0 | 11 | 0 | - | - | - | 5.50 |
| Ellena Firth | 2016/17 | 2 | 2 | 0 | 5 | 9 | 4.50 | - | - | - | - | 3 | 0 | 17 | 0 | - | - | - | 5.67 |
| Sophie Gray | 2014/15 | 39 | 35 | 5 | 46* | 320 | 10.67 | - | - | 15 | 1 | 4.5 | 0 | 32 | 0 | - | - | - | 6.62 |
| Ashley Harrison | 2015/16 | 34 | 31 | 0 | 28 | 190 | 6.13 | - | - | 3 | - | 98.2 | 9 | 554 | 20 | 27.70 | 4-24 | 29.5 | 5.63 |
| Kate Hastings | 2016/17 | 1 | 1 | 0 | 1 | 1 | 1.00 | - | - | - | - | - | - | - | - | - | - | - | - |
| Elrie Jordaan | 2014/15 | 14 | 6 | 3 | 9* | 12 | 4.00 | - | - | 2 | - | 26.5 | 2 | 96 | 4 | 24.00 | 2-4 | 40.3 | 3.58 |
| Shona Keaney | 2016/17 | 21 | 20 | 3 | 44 | 243 | 14.29 | - | - | 2 | - | 98 | 15 | 384 | 19 | 20.21 | 4-5 | 30.9 | 3.92 |
| Chantalle Lewis | 2016/17 | 1 | 1 | 1 | 1* | 1 | - | - | - | 1 | - | 2 | 0 | 20 | 0 | - | - | - | 10.00 |
| Casey Liddington | 2016/17 | 1 | 1 | 0 | 3 | 3 | 3.00 | - | - | - | - | - | - | - | - | - | - | - | - |
| Brianna Longdin | 2016/17 | 1 | 1 | 0 | 4 | 4 | 4.00 | - | - | - | - | 2 | 0 | 17 | 0 | - | - | - | 8.50 |
| Grace MacRae | 2016/17 | 1 | 0 | - | - | - | - | - | - | - | - | - | - | - | - | - | - | - | - |
| Eliza McIntosh | 2016/17 | 1 | 1 | 0 | 12 | 12 | 12.00 | - | - | - | - | 2 | 0 | 6 | 0 | - | - | - | 3.00 |
| Katie Morris | 2010/11 | 74 | 64 | 9 | 37 | 638 | 11.60 | - | - | 14 | - | 315.5 | 25 | 1389 | 79 | 17.58 | 5-23 | 24.0 | 4.40 |
| Ash Mortimer | 2016/17 | 12 | 12 | 1 | 33 | 81 | 7.36 | - | - | 3 | - | - | - | - | - | - | - | - | - |
| Lucy Murray | 2016/17 | 1 | 1 | 0 | 1 | 1 | 1.00 | - | - | - | - | 1 | 0 | 4 | 1 | 4.00 | 1-4 | 6.0 | 4.00 |
| Thamsyn Newton | 2013/14 | 23 | 22 | 5 | 124* | 678 | 39.88 | 2 | 2 | 9 | - | 100 | 8 | 414 | 22 | 18.82 | 4-18 | 27.3 | 4.14 |
| Sophie Oldershaw | 2012/13 | 53 | 38 | 13 | 19* | 187 | 7.48 | - | - | 7 | - | 209.1 | 8 | 1162 | 37 | 31.41 | 5-19 | 33.9 | 5.56 |
| Amy Satterthwaite | 2001/02 | 162 | 144 | 18 | 180 | 4497 | 35.69 | 8 | 21 | 57 | - | 1016.1 | 156 | 3519 | 170 | 20.70 | 6-43 | 35.9 | 3.46 |
| Hayley Schimanski | 2014/15 | 18 | 12 | 8 | 5 | 13 | 3.25 | - | - | 4 | - | 37 | 5 | 203 | 5 | 40.60 | 2-13 | 44.4 | 5.49 |
| Isabel Simmons | 2016/17 | 1 | 1 | 0 | 0 | 0 | 0.00 | - | - | - | - | 4 | 0 | 22 | 3 | 7.33 | 3-22 | 8.0 | 5.50 |
| Sophie Sinclair | 2016/17 | 1 | 0 | - | - | - | - | - | - | - | - | 1 | 0 | 18 | 1 | 18.00 | 1-18 | 6.0 | 18.00 |
| Gabrielle Sullivan | 2013/14 | 35 | 35 | 7 | 49* | 396 | 14.14 | - | - | 8 | - | 199.3 | 33 | 660 | 34 | 19.41 | 4-14 | 35.2 | 3.31 |
| Lea Tahuu | 2004/05 | 102 | 77 | 19 | 99* | 1242 | 21.41 | - | 4 | 26 | 2 | 427.5 | 34 | 1911 | 80 | 23.89 | 5-20 | 32.1 | 4.47 |
| Kaylee Tavendale | 2014/15 | 32 | 22 | 1 | 16 | 52 | 2.48 | - | - | 9 | - | 73.4 | 5 | 322 | 11 | 29.27 | 3-1 | 40.2 | 4.37 |
| Paige van Beurten | 2013/14 | 24 | 21 | 8 | 15 | 79 | 6.08 | - | - | 4 | - | 28.4 | 2 | 152 | 4 | 38.00 | 2-11 | 43.0 | 5.30 |
| Tracey Watts | 2016/17 | 1 | 1 | 0 | 0 | 0 | 0.00 | - | - | - | - | 4 | 0 | 35 | 1 | 35.00 | 1-35 | 24.0 | 8.75 |
| Tegan Weston | 2014/15 | 41 | 39 | 0 | 51 | 563 | 14.44 | - | 1 | 8 | - | 83.2 | 6 | 416 | 10 | 41.60 | 1-6 | 50.0 | 4.99 |
| Sophie Wills | 2016/17 | 3 | 3 | 0 | 2 | 2 | 0.67 | - | - | - | - | 3 | 0 | 19 | 0 | - | - | - | 6.33 |

Championship Wins

Men:

| | |
|-----------------------------|---|
| Premier: | 1909/10, 1910/11, 1925/26, 1949/50, 1954/55, 1956/57, 1963/64, 1964/65, 1986/87, 1987/88, 1988/89, 1989/90, 1991/92, 1993/94, 2000/01, 2001/02, 2004/05, 2008/09, 2009/10, 2011/12, 2013/14 |
| (two-day) | |
| (one-day) | 1982/83, 1987/88, 1991/92, 2002/03, 2003/04, 2008/09, 2011/12, 2014/15, 2015/16 |
| (Press Knockout Cup) | 1995/96, 1996/97, 2001/02 |
| (Twenty20) | 2007/08, 2010/11, 2015/16 |
| 2A Grade: | 1914/15, 1916/17, 1928/29, 1935/36, 1949/50, 1960/61, 1969/70, 1971/72, 1976/77, 1977/78, 1988/89, 1993/94, 2004/05, 2008/09, 2016/17 |
| (combined/two-day) | |
| (one-day) | 2007/08 |
| (Twenty20) | - |
| (Timed) | - |
| 2B Grade: | 1980/81, 1990/91, 2008/09, 2014/15, 2015/16 |
| (combined/two-day) | |
| (one-day) | - |
| (Twenty20) | 2015/16, 2016/17 |
| (Timed) | - |
| CSCA Senior B Grade: | 2005/06 |
| 3A Grade: | 1958/59, 1974/75, 1976/77, 1979/80, 1980/81, 1981/82, 1983/84, 1985/86, 1986/87, 1987/88, 1990/91, 1991/92, 1993/94, 1994/95, 1995/96, 1996/97, 2002/03, 2004/05, 2007/08, 2008/09, 2010/11 |
| Cavaliers: | 1993/94 |
| 3B Grade: | 1957/58, 1991/92, 1993/94, 1994/95, 1997/98, 1999/00, 2000/01, 2001/02 |
| 3C Grade: | 1958/59, 1976/77, 1986/87, 1988/89, 1991/92, 2003/04, 2008/09 |
| 4A Grade: | - |
| 4B Grade: | 2013/14 |
| Seventh Grade: | 1906/07, 1914/15, 1928/29, 1953/54, 1985/86 |
| Eighth Grade: | 1993/94, 1995/96 |
| Ninth Grade: | 1910/11, 1937/38, 1947/48, 1949/50 |
| Tenth Grade: | 1953/54, 1986/87 |
| Eleventh Grade: | - |
| Twelfth Grade: | 1934/35 |
| President's Grade: | 1956/57, 1965/66, 1970/71, 1974/75, 1997/98, 2013/14, 2014/15 |

Women:

- Premier:** 1938/39, 1939/40, 1940/41, 1943/44, 1948/49, 1949/50, 1954/55,
(main competition) 1959/60, 1960/61, 1963/64, 1965/66, 1966/67, 1967/68, 1968/69,
1969/70, 1970/71, 1972/73, 1973/74, 1976/77, 1983/84, 1985/86,
1986/87, 1987/88, 1990/91, 1992/93, 1997/98, 1998/99, 2001/02,
2003/04, 2012/13, 2013/14, 2014/15
- (subsidiary competition)** 2000/01, 2001/02
- (Press Knockout Cup)** 1998/99, 1999/00, 2000/01
- (Twenty20)** 2006/07
- (Kirsty Bond Series)** -
- Kirsty Bond Series:** 2012/13
(combined Prem/Div 1)
- Division 1:** 2000/01, 2001/02, 2005/06, 2008/09
(combined competition)
- (Twenty20)** 2005/06, 2016/17
- Division 2:** 1941/42, 1953/54, 1957/58, 1959/60, 1976/77, 1992/93, 1994/95,
1995/96, 1996/97, 1998/99, 2002/03, 2003/04, 2004/05, 2006/07,
2011/12, 2014/15
- Social Twenty20:** 1986/87, 1989/90, 1995/96, 1997/98, 2003/04, 2004/05, 2007/08,
2008/09, 2015/16
- Year 7/8:** 1995/96, 1998/99, 2001/02, 2003/04, 2004/05, 2006/07, 2011/12,
(Senior One-Day Girls) 2013/14, 2014/15 (2 titles), 2015/16, 2016/17
- Year 5/6:** 2013/14
- Premier Super 8s:** 1998/99
- Junior Super 8s:** 1998/99, 1999/00

Club:

- Hadlee Trophy:** 1954/55, 1969/70, 1988/89
- Petersen Shield:** 1916/17, 1953/54, 1958/59, 1960/61, 1962/63, 1964/65, 1975/76,
1977/78, 1978/79, 1980/81, 1981/82, 1982/83, 1985/86, 1986/87,
1988/89, 1991/92, 1992/93, 1993/94, 1996/97, 2003/04, 2004/05,
2006/07, 2008/09, 2013/14, 2015/16
- Melhuish Shield:** 2013/14, 2014/15, 2015/16

Representative Players

Men:

New Zealand (Test Matches):

| | | | | | |
|---------|----------|---------|------------|---------|-----------|
| 1931-32 | ML Page | 1955-65 | PGZ Harris | 1992-03 | CZ Harris |
| 1946-53 | TB Burt | 1977-78 | SL Boock | 2000-10 | CS Martin |
| 1952-56 | MB Poore | 1990-98 | MW Priest | | |

New Zealand (All Matches):

| | | | | | |
|---------|-------------|---------|------------|---------|-----------|
| 1909-21 | DM Sandman | 1946-53 | TB Burt | 1977-78 | SL Boock |
| 1913-14 | RG Hickmott | 1952-56 | MB Poore | 1989-98 | MW Priest |
| 1925-26 | CG Crawford | 1955-57 | SC Guillen | 1990-05 | CZ Harris |
| 1931-32 | ML Page | 1955-65 | PGZ Harris | 2000-10 | CS Martin |
| 1935-36 | WE Merritt | 1966-67 | BR Taylor | | |

Canterbury:

| | | | | | |
|---------|-------------|---------|------------|---------|---------------|
| 1887-18 | TW Reese | 1935-36 | WE Merritt | 1979-80 | TE Jesty |
| 1900-12 | KM Ollivier | 1936-39 | E Mulcock | 1982-83 | PD Rutledge |
| 1905-15 | HA Bishop | 1937-49 | RC Webb | 1982-90 | AJ Nuttall |
| 1907-11 | EE Crawshaw | 1940-41 | RH Scott | 1982-83 | J Gully |
| 1907-08 | CA Cuff | 1943-46 | J Smith | 1984-99 | MW Priest |
| 1907-19 | BB Wood | 1943-55 | TB Burt | 1987-88 | MC Bremner |
| 1909-27 | DM Sandman | 1949-51 | W Bell | 1987-88 | HMR Richards |
| 1911-15 | RG Hickmott | 1949-64 | PGZ Harris | 1988-94 | RM Ford |
| 1913-14 | JS Barrett | 1950-62 | MB Poore | 1988-95 | BZ Harris |
| 1913-26 | LR Brunton | 1953-54 | DW Stark | 1989-10 | CZ Harris |
| 1916-21 | DW Reese | 1954-62 | GG Coull | 1995-00 | CD Cumming |
| 1917-18 | JC Hay | 1956-61 | SC Guillen | 1997-10 | CS Martin |
| 1917-19 | L Gordon | 1962-63 | JM Ruston | 1998-06 | SJ Cunis |
| 1920-21 | CW Allard | 1965-73 | JW Burt | 1998-99 | GA Howell |
| 1920-32 | CG Crawford | 1966-67 | BR Taylor | 1999-03 | JI Englefield |
| 1921-27 | F Woods | 1966-75 | KI Ferries | 2000-05 | JS Ward |
| 1921-27 | AW Thomas | 1972-73 | MG Webb | 2001-02 | DJ Reekers |
| 1927-31 | N Dorreen | 1975-77 | SL Boock | 2006-09 | MPF Davidson |
| 1930-37 | ML Page | 1976-77 | HC Sampson | 2012-14 | B Cachopa |
| 1932-46 | FP O'Brien | 1977-79 | GB Smith | 2013-15 | KA Jamieson |
| 1934-37 | M Graham | 1978-79 | LT Watson | 2014-15 | GJ Dawson |

Women:

New Zealand:

| | | | | | |
|---------|-------------|---------|----------------|---------|------------------|
| 1938-66 | P Blackler | 1988-96 | KE Bond | 2003-04 | AL Mason |
| 1966-72 | JE Stead | 1988-96 | SL Illingworth | 2006-08 | RC Milburn |
| 1968-87 | A McKenna | 1988-01 | CA Campbell | 2007-17 | AE Satterthwaite |
| 1973-75 | J Lord | 1994-96 | JA Russell | 2010-12 | KS Anderson |
| 1975-76 | DA Jelley | 1999-03 | N Payne | 2010-12 | JC Brehaut |
| 1975-77 | SJ Rattray | 1999-08 | HM Watson | 2010-17 | LMM Tahuu |
| 1977-82 | VL McGregor | 2002-08 | SK Burke | 2015-17 | TMM Newton |
| 1978-79 | SA Harris | 2003-05 | AJ Green | | |
| 1986-90 | BJ Legg | 2003-09 | BH McNeill | | |

Canterbury:

| | | | | | |
|---------|----------------|---------|------------|---------|------------------|
| 1968-79 | SJ Rattray | 1995-03 | N Payne | 2003-06 | RS Kelly |
| 1968-84 | KL Gilray | 1996-00 | SM Frahm | 2003-17 | AE Satterthwaite |
| 1977-81 | DA McGregor | 1997-98 | JL Geary | 2006-07 | EM Bermingham |
| 1977-84 | MA Francis | 1997-98 | S Burrows | 2007-14 | JC Brehaut |
| 1977-87 | VL McGregor | 1998-99 | CJ Moffat | 2008-11 | AC Boyce |
| 1979-89 | A McKenna | 1998-01 | AJMD Marsh | 2008-17 | LMM Tahuu |
| 1981-82 | KA Hadlee | 1998-01 | JA Lawler | 2009-12 | KS Anderson |
| 1982-92 | BJ Legg | 1999-08 | HM Watson | 2009-14 | MF Kendal |
| 1983-00 | CA Campbell | 1999-06 | HJ Rae | 2009-10 | EL White |
| 1985-96 | KE Bond | 2000-10 | SK Burke | 2012-17 | NB Cox |
| 1986-96 | SL Illingworth | 2001-09 | BH McNeill | 2013-16 | CS Buckman |
| 1990-91 | SH Brown | 2001-02 | EA Travers | 2014-17 | TMM Newton |
| 1992-96 | JA Russell | 2002-03 | KA Craig | 2015-17 | GES Sullivan |
| 1992-93 | TL Woodbury | 2002-09 | RC Milburn | | |

Otago:

| | | | | | |
|---------|------------|---------|--------------|---------|-----------|
| 1998-00 | JL Geary | 2001-02 | PJ te Beest | 2011-14 | KA Stiven |
| 1999-00 | BH McNeill | 2002-04 | EJ Scurr | 2014-17 | GL Clarke |
| 2000-01 | KA Craig | 2010-11 | TR Hopkinson | 2015-16 | ML Gibbs |

Wellington:

| | |
|---------|------------|
| 2013-14 | TMM Newton |
|---------|------------|

The following played representative cricket prior to the amalgamation of the St Albans Men's and St Albans Women's Cricket Clubs in July 1977:

Canterbury:

| | | | | |
|-------------|-----------|-------------|--------------|-----------|
| T Baker | SA Harris | J Lord | A Nuttall | HM Steere |
| P Blackler | P Hill | E Luckett | K Pyatt | B Turner |
| P Carr | P Hooper | D McRae | C Randle | S Vaughan |
| C Dallard | P Jarvis | A Malins | J Riordan | J Watson |
| J Dickinson | P Kennedy | S Masters | LJ Shankland | J Webster |
| J Hamilton | J Lawn | S Mountford | JE Stead | E Woods |

Trophies

Player of the Year:

| | | | | | |
|---------|-------------|---------|---------------|---------|------------------|
| 1980/81 | AJ Nuttall | 1993/94 | GM Olliver | 2006/07 | SJ Cunis |
| 1981/82 | VL Burt | 1994/95 | C Julian | 2007/08 | JL Gourlie |
| 1982/83 | P Glassey | 1995/96 | SM Frahm | 2008/09 | AE Satterthwaite |
| 1983/84 | BJ Legg | 1996/97 | N Payne | 2009/10 | RA White |
| 1984/85 | PD Rutledge | 1997/98 | JA Lawler | 2010/11 | GT Wadsworth |
| 1985/86 | MW Priest | 1998/99 | N Payne | 2011/12 | MPF Davidson |
| 1986/87 | A McKenna | 1999/00 | SA Mason | 2012/13 | BJ Langrope |
| 1987/88 | BZ Harris | 2000/01 | JI Englefield | 2013/14 | MPF Davidson |
| 1988/89 | MJ Anderson | 2001/02 | AC Denford | 2014/15 | AE Satterthwaite |
| 1989/90 | LC Sparks | 2002/03 | CR Moffat | 2015/16 | MB Hampton |
| 1990/91 | S Parker | 2003/04 | AC Bailey | 2016/17 | CAM Gibbens |
| 1991/92 | BZ Harris | 2004/05 | NG Tubb | | |
| 1992/93 | KE Bond | 2005/06 | EG Snell | | |

Cyril Crawford Memorial Cup (most runs in any grade):

| | | | | | |
|---------|---------------|------|---------|------------------|------|
| 1984/85 | AC Graves | 603 | 2001/02 | MJ Sutherland | 835 |
| 1985/86 | SN McGregor | 734 | 2002/03 | MJ Sutherland | 912 |
| 1986/87 | BS Davidson | 516 | 2003/04 | ST Knox | 754 |
| 1987/88 | BZ Harris | 1040 | 2004/05 | NG Tubb | 879 |
| 1988/89 | JHJ Stribling | 770 | 2005/06 | EG Snell | 984 |
| 1989/90 | C Williams | 740 | 2006/07 | JJ Price | 765 |
| 1990/91 | S Parker | 973 | 2007/08 | SJ Cunis | 576 |
| 1991/92 | BZ Harris | 763 | 2008/09 | AE Satterthwaite | 640 |
| 1992/93 | KB Scott | 857 | 2009/10 | JJ Price | 900 |
| 1993/94 | GM Olliver | 808 | 2010/11 | LA Richardson | 605 |
| 1994/95 | J Wadsworth | 745 | 2011/12 | GJ Dawson | 733 |
| 1995/96 | PS Gooby | 811 | 2012/13 | BJ Langrope | 616 |
| 1996/97 | N Payne | 883 | 2013/14 | GJ Dawson | 856 |
| 1997/98 | JA Lawler | 872 | 2014/15 | MB Hampton | 780 |
| 1998/99 | N Payne | 794 | 2015/16 | MB Hampton | 1058 |
| 1999/00 | T Breese | 585 | 2016/17 | GJ Dawson | 692 |
| 2000/01 | ST Knox | 666 | | | |

Frank O'Brien Memorial Cup (most runs in one grade):

| | | | | | |
|---------|---------------|-----|---------|------------------|------|
| 1984/85 | AC Graves | 603 | 2000/01 | ST Knox | 666 |
| 1985/86 | SN McGregor | 734 | 2001/02 | MJ Sutherland | 835 |
| 1986/87 | BS Davidson | 516 | 2002/03 | MJ Sutherland | 879 |
| 1987/88 | SN McGregor | 891 | 2003/04 | ST Knox | 754 |
| 1988/89 | JHJ Stribling | 770 | 2004/05 | NG Tubb | 879 |
| 1989/90 | SN McGregor | 583 | 2005/06 | EG Snell | 981 |
| 1990/91 | S Parker | 973 | 2006/07 | JJ Price | 752 |
| 1991/92 | KB Scott | 750 | 2007/08 | SJ Cunis | 576 |
| 1992/93 | KB Scott | 819 | 2008/09 | AE Satterthwaite | 640 |
| 1993/94 | R Kennedy | 773 | 2009/10 | JJ Price | 876 |
| 1994/95 | J Wadsworth | 745 | 2010/11 | GT Wadsworth | 533 |
| 1995/96 | PS Gooby | 811 | 2011/12 | GJ Dawson | 733 |
| 1996/97 | N Payne | 883 | 2012/13 | BJ Langrope | 616 |
| 1997/98 | JAF Davidson | 670 | 2013/14 | GJ Dawson | 856 |
| 1998/99 | N Payne | 458 | 2014/15 | MB Hampton | 780 |
| 1999/00 | T Breese | 585 | 2015/16 | MB Hampton | 1058 |

Frank O'Brien Memorial Cup (best batting average, 400+ runs):

| | | |
|---------|------------|-------|
| 2016/17 | MB Hampton | 47.50 |
|---------|------------|-------|

Don Sandman Memorial Cup (most wickets in any grade):

| | | | | | |
|---------|-------------|----|---------|-----------------------------|----|
| 1991/92 | RA Brown | 59 | 2005/06 | MPF Davidson | 43 |
| 1992/93 | RA Brown | 58 | 2006/07 | MPF Davidson | 56 |
| 1993/94 | RM Ford | 48 | 2007/08 | JL Gourlie | 53 |
| 1994/95 | T Wilson | 57 | 2008/09 | DM Anderson | 50 |
| 1995/96 | CSJ Cowper | 41 | 2009/10 | BA Smith | 40 |
| 1996/97 | N Culpán | 49 | 2010/11 | JL Gourlie & DD Johnston | 33 |
| 1997/98 | CS Martin | 47 | | | |
| 1998/99 | JS Ward | 47 | 2011/12 | MPF Davidson | 43 |
| 1999/00 | RA Brown | 53 | 2012/13 | BJ Langrope | 40 |
| 2000/01 | SA Mason | 48 | 2013/14 | MPF Davidson | 58 |
| 2001/02 | AG Jamieson | 44 | 2014/15 | CA Gibbens | 49 |
| 2002/03 | JWJ Guest | 54 | 2015/16 | JH Tapper | 58 |
| 2003/04 | AC Bailey | 42 | 2016/17 | R Gibbens | 47 |
| 2004/05 | JS Miles | 50 | | | |

Tom Burtt Memorial Cup (most wickets in one grade):

| | | | | | |
|----------|------------------------|----|---------|--------------|----|
| 1964/65 | F McWatt | 47 | 1992/93 | RA Brown | 58 |
| 1965/66 | P Napier | 39 | 1993/94 | RM Ford | 48 |
| 1966/67 | J Cowper | 41 | 1994/95 | T Wilson | 57 |
| 1967/68 | P Napier | 41 | 1995/96 | CSJ Cowper | 41 |
| 1968/69 | A Brand | 61 | 1996/97 | RA Brown | 40 |
| 1969/70 | R Harris | 43 | 1997/98 | LT Watson | 41 |
| 1970/71 | AG Jamieson | 49 | 1998/99 | B Rodger | 40 |
| 1971/72 | R Winter | 36 | 1999/00 | RA Brown | 53 |
| 1972/73 | H Shepherd | 47 | 2000/01 | SA Mason | 48 |
| 1973/74 | R Grainger | 50 | 2001/02 | AG Jamieson | 44 |
| 1974/75- | } not | | 2002/03 | JWJ Guest | 49 |
| 1979/80 | } awarded | | 2003/04 | AC Bailey | 42 |
| 1980/81 | W Donald | 39 | 2004/05 | RR Watson | 40 |
| 1981/82 | AG Jamieson | 56 | 2005/06 | MPF Davidson | 43 |
| 1982/83 | P Glassey | 50 | 2006/07 | MPF Davidson | 56 |
| 1983/84 | W Donald | 36 | 2007/08 | JL Gourlie | 49 |
| 1984/85 | H McKnight | 64 | 2008/09 | SA Mason | 37 |
| 1985/86 | W Donald & P Malone | 43 | 2009/10 | BA Smith | 40 |
| | | | 2010/11 | DD Johnston | 33 |
| 1986/87 | D Hutton | 51 | 2011/12 | MPF Davidson | 43 |
| 1987/88 | BA Holland | 59 | 2012/13 | BJ Langrope | 40 |
| 1988/89 | MJ Anderson | 60 | 2013/14 | MPF Davidson | 58 |
| 1989/90 | LC Sparks | 51 | 2014/15 | BJ Langrope | 46 |
| 1990/91 | RH Thomas | 55 | 2015/16 | JH Tapper | 58 |
| 1991/92 | SA Mason | 58 | | | |

Tom Burtt Memorial Cup (best bowling average, 25+ wickets):

| | | |
|---------|---------|------|
| 2016/17 | J Singh | 8.31 |
|---------|---------|------|

Bob Webb Memorial Cup (most wicket-keeping dismissals in one grade):

| | | | | | |
|---------|--------------|----|---------|--------------|----|
| 1988/89 | G Lamb | 37 | 2002/03 | AF Johnstone | 37 |
| 1989/90 | TF Thornton | 25 | 2003/04 | AF Johnstone | 36 |
| 1990/91 | J Horne | 26 | 2004/05 | AF Johnstone | 41 |
| 1991/92 | JB Mooar | 29 | 2005/06 | AF Johnstone | 41 |
| 1992/93 | GJ Curgenven | 30 | 2006/07 | AF Johnstone | 43 |
| 1993/94 | JB Mooar | 32 | 2007/08 | AF Johnstone | 40 |
| 1994/95 | J Overend | 30 | 2008/09 | AF Johnstone | 31 |
| 1995/96 | AJ Logie | 30 | 2009/10 | AF Johnstone | 41 |
| 1996/97 | GA Howell | 22 | 2010/11 | AF Johnstone | 27 |
| 1997/98 | DF Shackel | 28 | 2011/12 | AF Johnstone | 39 |
| 1998/99 | TD Holton | 29 | 2012/13 | AF Johnstone | 46 |
| 1999/00 | GJ Curgenven | 25 | 2013/14 | AF Johnstone | 38 |
| 2000/01 | AM Keoghan | 30 | 2014/15 | AF Johnstone | 39 |
| 2001/02 | AF Johnstone | 29 | 2015/16 | AF Johnstone | 32 |

Bob Webb Memorial Cup (most wicket-keeping dismissals in any grade):

| | | |
|---------|----------------------------|----|
| 2016/17 | ADC Collins & JM Turner | 28 |
|---------|----------------------------|----|

Most Promising Player of the Year (discontinued):

| | men | women | | men | women |
|---------|--------------|-------------|---------|---------------|---------------|
| 1983/84 | RM Ford | KE Bond | 1995/96 | RF Roberts | KA Craig |
| 1984/85 | A Dyer | JA Turner | 1996/97 | GN Brooks | N Glubb |
| 1985/86 | AM McDonald | DK Brownlee | 1997/98 | AC Denford | HJ Rae |
| 1986/87 | PS Gooby | L McDrury | 1998/99 | MD Gower | BH McNeill |
| 1987/88 | HMR Richards | J Weir | 1999/00 | MPF Davidson | HJ Rae |
| 1988/89 | C Cotton | J Weir | 2000/01 | ALL MacLeod | K Saunders |
| 1989/90 | RM Graham | C McCormack | 2001/02 | AF Johnstone | RS Kelly |
| 1990/91 | DI Culpan | C McCormack | 2002/03 | BD Glover | AR Dickie |
| 1991/92 | ME Graham | not awarded | 2003/04 | DM Anderson | KJ McDonald |
| 1992/93 | MW Fine | not awarded | 2004/05 | AL Cuttriss | AR Dickie |
| 1993/94 | CS Martin | M Carson | 2005/06 | DF Bermingham | EM Bermingham |
| 1994/95 | GA Howell | KA Craig | 2006/07 | JL Gourlie | S Fitzsimon |

Most Improved Player of the Year (discontinued):

| | men | women | | men | women |
|---------|------------|-------------|---------|--------------|------------------|
| 1982/83 | A Arnold | T Arahanga | 1995/96 | not awarded | J Durdin |
| 1983/84 | GR Lucas | CA Campbell | 1996/97 | JS Ward | CJ Moffat |
| 1984/85 | BZ Harris | J Beattie | 1997/98 | GN Brooks | MJ Carmont |
| 1985/86 | RM Ford | JA Turner | 1998/99 | JAF Davidson | BH McNeill |
| 1986/87 | GM Olliver | T McNamara | 1999/00 | T Breese | SK Burke |
| 1987/88 | GR Lucas | M Ormandy | 2000/01 | BA Smith | SK Burke |
| 1988/89 | GM Rae | M Ormandy | 2001/02 | AC Bailey | KA Craig |
| 1989/90 | NS Tikao | SM Frahm | 2002/03 | BD Glover | KL Goodacre |
| 1990/91 | AF Rolfe | M Ormandy | 2003/04 | RK Davidson | RC Milburn |
| 1991/92 | JB Mooar | A Morris | 2004/05 | NG Tubb | AE Satterthwaite |
| 1992/93 | KB Scott | SM Frahm | 2005/06 | ND Cross | LM Tahuu |
| 1993/94 | JS Ward | S Burrows | 2006/07 | JPD O'Gorman | AE Forbes |
| 1994/95 | MW Fine | L Walker | | | |

Zin Harris Memorial Trophy (young male player of the year):

| | | | | | |
|---------|-------------|---------|-------------|---------|-----------|
| 2007/08 | MP Holstein | 2011/12 | BN Brady | 2015/16 | MP Slack |
| 2008/09 | BJ Langrope | 2012/13 | KA Jamieson | 2016/17 | R Gibbens |
| 2009/10 | GH Earl | 2013/14 | KA Jamieson | | |
| 2010/11 | JCA Roberts | 2014/15 | DJ Armitt | | |

Kim Jamieson Memorial Trophy (young female player of the year):

| | | | | | |
|---------|------------------|---------|---------------|---------|----------|
| 2007/08 | JC Brehaut | 2011/12 | K van Beurten | 2015/16 | A Webber |
| 2008/09 | LMM Tahuhu | 2012/13 | CS Buckman | 2016/17 | K Morris |
| 2009/10 | CA O'Brien-Smith | 2013/14 | NB Cox | | |
| 2010/11 | MF Kendal | 2014/15 | TMM Newton | | |

Personality of the Year:

| | | | | | |
|---------|----------------|---------|------------|---------|--------------|
| 1980/81 | M Ostle | 1994/95 | CD Cumming | 2007/08 | JJ Price |
| 1981/82 | SL Illingworth | 1995/96 | RH Thomas | 2008/09 | S Sayed |
| 1982/83 | J Gully | 1996/97 | N Payne | 2009/10 | EL White |
| 1983/84 | E Shepard | 1997/98 | GR Lucas | 2010/11 | GT Wadsworth |
| 1984/85 | BZ Harris | 1998/99 | MR Ogier | 2011/12 | AF Johnstone |
| 1985/86 | B O'Malley | 1999/00 | PB McGrory | 2012/13 | DD Johnston |
| 1986/87 | F Kemp | 2000/01 | B Moore | 2013/14 | S Foxcroft |
| 1987/88 | HMR Richards | 2001/02 | C Atkinson | 2014/15 | J Harris |
| 1988/89 | SK Inwood | 2002/03 | AC Bailey | 2015/16 | CJ Hamel |
| 1989/90 | KI Ferries | 2003/04 | ST Knox | 2016/17 | AG Jamieson |
| 1990/91 | M Vaughan | 2004/05 | PJ Mayell | | |
| 1991/92 | GE Charles | 2005/06 | ND Cross & | | |
| 1992/93 | L Borrani | | MJ Cross | | |
| 1993/94 | C Julian | 2006/07 | EW Horne | | |

Noel Love Memorial Trophy (for the older St Albans member who shows outstanding enthusiasm, dedication, camaraderie and social interaction, both on and off the field):

| | | | | | |
|---------|------------|---------|----------------|---------|-------------|
| 2003/04 | DG Mollett | 2008/09 | GJ Curgenvn | 2013/14 | AG Jamieson |
| 2004/05 | SJD Cox | 2009/10 | AP Bergman | 2014/15 | DJ Hutton |
| 2005/06 | JZ Harris | 2010/11 | BJ van Beurten | 2015/16 | DG Read |
| 2006/07 | EW Horne | 2011/12 | MR Griffin | 2016/17 | DL Perry |
| 2007/08 | LN Serra | 2012/13 | SL Oldershaw | | |

Peers Cup (club member contributing most on and off the field):

| | | | | | |
|---------|-----------------|---------|--------------|---------|------------------|
| 1968/69 | R Johnson | 1985/86 | SJD Cox | 2002/03 | SA Mason |
| 1969/70 | ID Dempsey | 1986/87 | MJ Anderson | 2003/04 | GAH Craigie & |
| 1970/71 | LR Earney | 1987/88 | B O'Malley & | | DE Pettet |
| 1971/72 | RDJ Mather | | V Pont | 2004/05 | DE Pettet |
| 1972/73 | AG Jamieson | 1988/89 | EP West | 2005/06 | MR Dickie & |
| 1973/74 | JA Harrison | 1989/90 | T Falloon | | CD O'Brien-Smith |
| 1974/75 | BJ Williamson | 1990/91 | GJ Curgenvn | 2006/07 | DE Pettet |
| 1975/76 | LJ Blatchford & | 1991/92 | GJ Curgenvn | 2007/08 | N Wilson |
| | SJD Cox | 1992/93 | EW Horne | 2008/09 | B Fenwick & |
| 1976/77 | KA Hiscoke | 1993/94 | PJ Mayell | | G Soper |
| 1977/78 | AG Jamieson | 1994/95 | LN Serra | 2009/10 | AG Jamieson |
| 1978/79 | C Francis | 1995/96 | JK Jamieson | 2010/11 | MJ Sutherland |
| 1979/80 | MA Alabaster | 1996/97 | AG Jamieson | 2011/12 | BJ van Beurten |
| 1980/81 | RW Moore | 1997/98 | GR Lucas | 2012/13 | LN Serra |
| 1981/82 | TF Thornton | 1998/99 | JK Jamieson | 2013/14 | DD Johnston |
| 1982/83 | EP West | 1999/00 | GJ Curgenvn | 2014/15 | BJ van Beurten |
| 1983/84 | EP West | 2000/01 | EM Saunders | 2015/16 | RH Thomas |
| 1984/85 | LN Serra | 2001/02 | EM Saunders | 2016/17 | DE Pettet |

Historical Register of the Club Executive

Life Members:

| | |
|------|---------------------------------------|
| 1918 | T W Reese* |
| 1919 | C S Thompson* |
| 1922 | J Jackson* |
| 1923 | F C Raphael* |
| 1936 | W Simpson* |
| 1947 | R H North* |
| 1950 | C G Crawford* |
| 1952 | T A Tucker* |
| 1963 | C F Collins* |
| 1969 | R R A McLauchlan* |
| 1976 | I D Dempsey |
| 1977 | Mrs H M Steere* |
| 1978 | Miss A J Malins (Mrs A J Mitchell) |
| 1979 | R Johnson* |
| 1979 | R D J Mather |
| 1989 | A G Jamieson |
| 1995 | S J D Cox |
| 1999 | E W Horne |
| 1999 | L N Serra |
| 2003 | G J Curgenven |
| 2014 | J Z Harris |

* deceased

President:

| | |
|-----------|------------------|
| 1905-1906 | A E G Rhodes |
| 1906-1907 | H D Carter |
| 1907-1909 | G Palmer |
| 1909-1923 | F C Raphael |
| 1923-1925 | R Graham |
| 1925-1930 | J S Barrett |
| 1930-1946 | C S Thompson |
| 1946-1956 | C G Crawford |
| 1956-1959 | T A Tucker |
| 1959-1961 | T B Burt |
| 1961-1963 | C F Collins |
| 1963-1966 | R R A McLauchlan |
| 1966-1969 | R W Peers |
| 1969-1971 | J Z Harris |
| 1971-1975 | I D Dempsey |
| 1975-1978 | R D J Mather |
| 1978-1980 | P B Guerin |
| 1980- | A G Jamieson |

Patron:

| | |
|-----------|------------------|
| 1946-1963 | C G Thompson |
| 1963-1970 | C G Crawford |
| 1970-1975 | T A Tucker |
| 1975-1980 | C F Collins |
| 1980-1986 | R R A McLauchlan |
| 1986-1989 | R C Webb |
| 1989-1994 | R W Peers |
| 1994-2014 | J Z Harris |
| 2014- | R D J Mather |

Treasurer:

| | |
|-----------|----------------|
| 1905-1906 | P O'Brien |
| 1906-1914 | J Jackman |
| 1914-1919 | C S Thompson |
| 1919-1920 | J Reid |
| 1920-1922 | C S Thompson |
| 1922-1923 | C S Harrison |
| 1923-1926 | A Wright |
| 1926-1929 | S W Hickmott |
| 1929-1930 | L C Smart |
| 1930-1939 | T R Pope |
| 1939-1942 | T A Tucker |
| 1942-1944 | N S H McCann |
| 1944-1945 | J Smith |
| 1945-1952 | J Child |
| 1952-1953 | N S H McCann |
| 1953-1955 | M C Stonyer |
| 1955-1958 | R J Findlay |
| 1958-1959 | S Heymann |
| 1959-1961 | R D Wear |
| 1961-1968 | B S Todd |
| 1968-1969 | D Kelly |
| 1969-1971 | J W Burt |
| 1971-1972 | K J Yardley |
| 1972-1973 | J C Thompson |
| 1973-1975 | L R Earney |
| 1975-1979 | L J Blatchford |
| 1979-1980 | K J Yardley |
| 1980-1982 | B J Reddington |
| 1982-1984 | G N Cowles |
| 1984-2015 | L N Serra |
| 2015- | D L Perry |

Historical Register of the Club Executive

Secretary:

| | |
|-----------|----------------|
| 1905-1906 | J Jackman |
| 1906-1908 | C W Allard |
| 1908-1909 | L G Blackwell |
| 1909-1913 | J Reid |
| 1913-1915 | V M Edgar |
| 1915-1919 | C S Thompson |
| 1919-1920 | J Reid |
| 1920-1921 | L R Brunton |
| 1921-1926 | C S Harrison |
| 1926-1930 | S W Hickmott |
| 1930-1939 | T R Pope |
| 1939-1942 | T A Tucker |
| 1942-1944 | N S H McCann |
| 1944-1945 | J Smith |
| 1945-1946 | R G Condliffe |
| 1946-1953 | C F Collins |
| 1953-1955 | C McKenzie |
| 1955-1956 | R I Stark |
| 1956-1960 | R W Peers |
| 1960-1961 | V C B Robinson |
| 1961-1963 | R D Wear |
| 1963-1965 | A H Turner |
| 1965-1967 | M R England |
| 1967-1971 | L R Earney |
| 1971-1972 | R D J Mather |
| 1972-1973 | A J Bull |
| 1973-1976 | E P West |
| 1976-1979 | K J Yardley |
| 1979-1981 | A C Graves |
| 1981-1983 | E P West |
| 1983-1985 | G F G Gambles |
| 1985-1986 | S Shelton |
| 1986-1999 | E W Horne |
| 1999-2005 | L D Stewart |
| 2005-2006 | G E Penlington |
| 2006-2008 | K L Cunis |
| 2008- | S A Mason |

Men's Club Captain:

| | |
|-----------|------------------|
| 1905-1906 | T W Reese |
| 1906-1908 | R Vincent |
| 1908-1909 | J Reid |
| 1909-1912 | A H Noall |
| 1912-1914 | H Matson |
| 1914-1916 | H A Bishop |
| 1916-1919 | C Webster |
| 1919-1921 | C S Thompson |
| 1921-1923 | L R Brunton |
| 1923-1945 | R H North |
| 1945-1946 | C G Crawford |
| 1946-1948 | J Smith |
| 1948-1950 | R G Knowles |
| 1950-1951 | R R A McLaughlan |
| 1951-1952 | M B Poore |
| 1952-1953 | H L Langley |
| 1953-1955 | R Kerr |
| 1955-1956 | I D Dempsey |
| 1956-1961 | P G Z Harris |
| 1961-1962 | A R Taylor |
| 1962-1965 | J Z Harris |
| 1965-1968 | R D J Mather |
| 1968-1971 | A L Fleete |
| 1971-1972 | S Murdoch |
| 1972-1973 | J A Harrison |
| 1973-1980 | A G Jamieson |
| 1980-1982 | R W Moore |
| 1982-1983 | J W Durning |
| 1983-1985 | E P West |
| 1985-1987 | R H Shelton |
| 1987-1989 | M J Anderson |
| 1989-1992 | G J McCarthy |
| 1992-1995 | G J Curgenven |
| 1995-1997 | T Falloon |
| 1997-1999 | C S J Cowper |
| 1999-2000 | S T Knox |
| 2000-2002 | I E Smith |
| 2002-2006 | A J Falloon |
| 2006-2009 | D E Pettet |
| 2009-2010 | G P Flavell |
| 2010-2011 | A F Johnstone |
| 2011-2013 | D E Pettet |
| 2013-2016 | D D Johnston |
| 2016- | C A M Gibbens |

Women's Club Captain:

| | |
|-----------|-----------------|
| 1972-1979 | S Chamberlain |
| 1979-1982 | V L Burt |
| 1982-1983 | J McRobie |
| 1983-1984 | J Sargent |
| 1984-1985 | M Nijland |
| 1985-1986 | T McNamara |
| 1986-1989 | T Brownlee |
| 1989-1990 | K E Bond |
| 1990-1992 | L K McMeeking |
| 1992-1995 | S R Day |
| 1995-1997 | L D Stewart |
| 1997-1998 | J L Geary |
| 1998-2000 | J K Jamieson |
| 2000-2002 | E M Saunders |
| 2002-2005 | K M Houliston |
| 2005-2009 | N Wilson |
| 2009-2010 | S K Helmore |
| 2010-2011 | A G Jamieson |
| 2011-2012 | N M Blue |
| 2012-2016 | B J van Beurten |
| 2016- | R H Thomas |



Left: In October Ben Langrope became the 10th player to reach the milestone of 200 Premier men's games for St Albans. He joined the club as a 16-year-old in 2005.

Below: Greg Dawson receives his plaque for being selected as a member of the 2016/17 Christchurch Metro Cricket Premier men's team of the year.



Premier Men's Records

(two-day, one-day and Twenty20 matches combined)

Most Matches:

| | | | | | |
|--------------|-----|-------------|-----|------------|-----|
| AF Johnstone | 294 | PD Rutledge | 228 | AJ Nuttall | 213 |
| GR Lucas | 248 | CG Crawford | 223 | MW Priest | 204 |
| FP O'Brien | 237 | GB Smith | 223 | TB Burt | 197 |
| MPF Davidson | 236 | BJ Langrope | 214 | NE Francis | 166 |

Most Innings:

| | | | | | |
|-------------|-----|--------------|-----|-------------|-----|
| GB Smith | 340 | J Smith | 281 | TB Burt | 250 |
| GR Lucas | 325 | MW Priest | 256 | JM Ruston | 234 |
| FP O'Brien | 322 | MPF Davidson | 254 | MB Poore | 233 |
| CG Crawford | 302 | LA Smith | 251 | BJ Langrope | 226 |

Most Runs (Career):

| | | | | | |
|-------------|------|------------|------|--------------|------|
| FP O'Brien | 9515 | BZ Harris | 6427 | MB Poore | 5224 |
| CG Crawford | 8158 | JM Ruston | 5784 | MW Priest | 5207 |
| GB Smith | 7924 | GJ Dawson | 5417 | SC Guillen | 4954 |
| J Smith | 7720 | PGZ Harris | 5384 | F Woods | 4646 |
| GR Lucas | 6872 | LA Smith | 5265 | MPF Davidson | 4590 |

Most Centuries (Career):

| | | | | | |
|-------------|----|---------------|---|--------------|---|
| FP O'Brien | 13 | HA Bishop | 5 | JW Burt | 4 |
| J Smith | 11 | JI Englefield | 5 | BZ Harris | 4 |
| CG Crawford | 10 | SC Guillen | 5 | GB Smith | 4 |
| F Woods | 10 | MB Poore | 5 | TW Reese | 4 |
| CZ Harris | 7 | MPF Davidson | 5 | GJ Dawson | 4 |
| PGZ Harris | 6 | MC Bremner | 4 | JPD O'Gorman | 4 |

Most Fifties (Career):

| | | | | | |
|-------------|----|------------|----|-------------|----|
| FP O'Brien | 50 | GJ Dawson | 36 | ST Knox | 26 |
| CG Crawford | 44 | JW Burt | 29 | MW Priest | 25 |
| BZ Harris | 44 | PGZ Harris | 29 | LA Smith | 24 |
| GB Smith | 41 | GR Lucas | 29 | BJ Langrope | 23 |
| J Smith | 36 | JM Ruston | 28 | SC Guillen | 22 |

Most Runs in a Season:

| | | | | | |
|------------|------|---------|--------------|-----|---------|
| BZ Harris | 1040 | 1987/88 | DE Budge | 811 | 2015/16 |
| F Woods | 1006 | 1923/24 | JPD O'Gorman | 805 | 2013/14 |
| GJ Dawson | 967 | 2015/16 | RA White | 797 | 2009/10 |
| NG Tubb | 879 | 2004/05 | SC Guillen | 776 | 1956/57 |
| GJ Dawson | 856 | 2013/14 | BZ Harris | 763 | 1991/92 |
| PGZ Harris | 813 | 1956/57 | ST Knox | 754 | 2003/04 |

Most Centuries in a Season:

| | | | | | |
|---------------|---|---------|-----------|---|---------|
| JI Englefield | 4 | 2000/01 | RA White | 3 | 2009/10 |
| F Woods | 3 | 1923/24 | GJ Dawson | 3 | 2013/14 |
| SC Guillen | 3 | 1956/57 | | | |

Two Centuries in a Match:

| | | | |
|------------|-------------|----------------|---------|
| SC Guillen | 132 & 104* | v East Shirley | 1956/57 |
| MC Bremner | 108* & 100* | v Marist | 1989/90 |

Highest Individual Scores:

| | | | | | |
|------------|------|---------|---------------|------|---------|
| F Woods | 234 | 1923/24 | SC Guillen | 162* | 1964/65 |
| N Dorreen | 226* | 1926/27 | CG Crawford | 159* | 1924/25 |
| F Woods | 223 | 1923/24 | MB Poore | 159 | 1961/62 |
| F Woods | 222* | 1923/24 | RR Watson | 158* | 2004/05 |
| FP O'Brien | 215* | 1931/32 | CF Townsend | 158 | 1949/50 |
| BB Wood | 201 | 1909/10 | JPD O'Gorman | 157 | 2013/14 |
| F Woods | 180 | 1922/23 | JI Englefield | 156* | 2001/02 |
| HA Bishop | 178 | 1914/15 | HA Bishop | 156 | 1927/28 |
| SC Guillen | 173 | 1960/61 | CG Crawford | 153* | 1927/28 |
| CZ Harris | 170* | 1990/91 | FP O'Brien | 152 | 1936/37 |
| BZ Harris | 165 | 1992/93 | CZ Harris | 150* | 1993/94 |
| AC Bailey | 165 | 2001/02 | F Wood | 150 | 1906/07 |

Most Deliveries (Career):

| | | | | | |
|------------|-------|------------|-------|--------------|-------|
| AJ Nuttall | 26849 | MW Priest | 19121 | MPF Davidson | 14939 |
| TB Burt | 26732 | DM Sandman | 18676 | JA Harrison | 14139 |
| KI Ferries | 22077 | MB Poore | 18439 | TL Jones | 13146 |
| E Mulcock | 20200 | LT Watson | 15264 | LC Sparks | 12746 |

Most Wickets (Career):

| | | | | | |
|------------|-----|--------------|-----|-------------|-----|
| TB Burt | 754 | E Mulcock | 523 | LT Watson | 356 |
| DM Sandman | 737 | KI Ferries | 479 | SJ Cunis | 311 |
| AJ Nuttall | 609 | MPF Davidson | 459 | JA Harrison | 303 |
| MW Priest | 528 | MB Poore | 426 | LC Sparks | 301 |

Most Five Wicket Innings Hauls:

| | | | | | |
|------------|----|------------|----|----------|----|
| DM Sandman | 75 | E Mulcock | 28 | TL Jones | 20 |
| TB Burt | 39 | KI Ferries | 20 | | |

Most Ten Wicket Match Hauls:

| | | | |
|------------|----|-----------|---|
| DM Sandman | 11 | TL Jones | 5 |
| TB Burt | 7 | E Mulcock | 5 |

Most Wickets in a Season:

| | | | | | |
|--------------|----|---------|--------------|----|---------|
| DM Sandman | 84 | 1910/11 | AJ Nuttall | 54 | 1980/81 |
| DM Sandman | 76 | 1912/13 | LC Sparks | 54 | 1983/84 |
| TL Jones | 70 | 1958/59 | TL Jones | 53 | 1964/65 |
| E Mulcock | 65 | 1936/37 | KI Ferries | 50 | 1973/74 |
| MPF Davidson | 58 | 2013/14 | LT Watson | 50 | 1981/82 |
| JH Tapper | 58 | 2015/16 | MW Priest | 50 | 1985/86 |
| GE Charles | 56 | 1991/92 | HMR Richards | 50 | 1987/88 |
| MPF Davidson | 56 | 2006/07 | | | |

Most Wickets in a Match:

| | | | |
|--------------|----|-----------------------|---------|
| E Mulcock | 15 | v Lancaster Park | 1936/37 |
| E Mulcock | 15 | v Lancaster Park | 1939/40 |
| MPF Davidson | 13 | v Old Boys Collegians | 2011/12 |

Best Innings Bowling Figures:

| | | | | | |
|--------------|------|---------|------------|------|---------|
| BJ Harrison | 9-12 | 1986/87 | LT Watson | 8-31 | 1978/79 |
| MPF Davidson | 9-58 | 2011/12 | NE Francis | 8-32 | 1981/82 |
| CS Martin | 8-29 | 1997/98 | LT Watson | 8-57 | 1980/81 |

Most Catches as a Fielder (Career):

| | | | | | |
|------------|-----|--------------|-----|------------|-----|
| GB Smith | 161 | BJ Langrope | 104 | MC Bremner | 100 |
| MW Priest | 135 | GR Lucas | 103 | NE Francis | 100 |
| AJ Nuttall | 117 | JPD O'Gorman | 102 | FP O'Brien | 98 |

Most Wicket-keeping Dismissals (Career):

| | | | |
|--------------|------------------|------------|----------------|
| AF Johnstone | 569 (497c 72st) | LR Brunton | 146 (74c 72st) |
| PD Rutledge | 403 (298c 105st) | GA Howell | 92 (74c 18st) |
| JC Thompson | 159 (129c 30st) | LA Smith | 77 (60c 17st) |
| SC Guillen | 148 (108c 40st) | | |

Most Wicket-keeping Dismissals in a Season:

| | | | | | |
|--------------|----|---------|--------------|----|---------|
| PD Rutledge | 47 | 1984/85 | AF Johnstone | 38 | 2013/14 |
| AF Johnstone | 46 | 2012/13 | PD Rutledge | 37 | 1985/86 |
| AF Johnstone | 43 | 2006/07 | PD Rutledge | 37 | 1986/87 |
| AF Johnstone | 41 | 2004/05 | PD Rutledge | 37 | 1987/88 |
| AF Johnstone | 41 | 2005/06 | AF Johnstone | 37 | 2002/03 |
| AF Johnstone | 41 | 2009/10 | AF Johnstone | 36 | 2003/04 |
| AF Johnstone | 40 | 2007/08 | PD Rutledge | 34 | 1992/93 |
| AF Johnstone | 39 | 2011/12 | AF Johnstone | 32 | 2015/16 |
| AF Johnstone | 39 | 2014/15 | AF Johnstone | 31 | 2008/09 |

Most Wicket-keeping Dismissals in a Match:

| | | | |
|--------------|------------|---------------------------|---------|
| PD Rutledge | 9 (7c 2st) | v East Shirley | 1982/83 |
| JC Thompson | 7 (4c 3st) | v Old Collegians | 1972/73 |
| AF Johnstone | 7 (7c) | v Lancaster Park Woolston | 2006/07 |

Most Wicket-keeping Dismissals in an Innings:

| | | | |
|--------------|------------|---------------------------|---------|
| LR Brunton | 6 (3c 3st) | v Sydenham | 1926/27 |
| TJF Hayden | 6 (6c) | v High School Old Boys | 1957/58 |
| PD Rutledge | 6 (6c) | v Riccarton | 1988/89 |
| RJ Cain | 6 (6c) | v Riccarton | 1989/90 |
| AF Johnstone | 6 (6c) | v Lancaster Park Woolston | 2006/07 |

Highest Total by St Albans:

| | | |
|-----|---------------------|---------|
| 513 | v West Christchurch | 1948/49 |
|-----|---------------------|---------|

Lowest Total by St Albans:

| | | |
|----|----------|---------|
| 41 | v Marist | 1985/86 |
|----|----------|---------|

Premier Women's Records

(two-day, one-day and Twenty20 matches combined)

Most Matches:

| | | | | | |
|------------|-----|------------------|-----|-------------|-----|
| A McKenna | 330 | MA Francis | 176 | CA Campbell | 123 |
| P Blackler | 322 | SL Illingworth | 168 | N Wilson | 120 |
| VL Burt | 246 | BJ Legg | 165 | BH McNeill | 119 |
| KL Gilray | 222 | AE Satterthwaite | 162 | KA Craig | 116 |
| HM Steere | 222 | SK Burke | 155 | A Morris | 110 |
| KE Flavell | 186 | DA McGregor | 150 | RC Milburn | 108 |
| SM Frahm | 184 | HJ Rae | 129 | | |

Most Runs (Career):

| | | | | | |
|------------|-------|------------------|------|-------------|------|
| P Blackler | 14158 | N Wilson | 5290 | SM Frahm | 4271 |
| A McKenna | 11923 | JE Stead | 4989 | DA McGregor | 4055 |
| VL Burt | 7908 | SL Illingworth | 4799 | BJ Legg | 3538 |
| HM Steere | 7111 | AE Satterthwaite | 4497 | RC Milburn | 2796 |
| KE Flavell | 6012 | KL Gilray | 4320 | HJ Rae | 1909 |

Most Centuries (Career):

| | | | | | |
|------------------|----|-----------|---|------------|---|
| N Wilson | 10 | A McKenna | 6 | RC Milburn | 3 |
| P Blackler | 9 | SM Frahm | 5 | BJ Legg | 2 |
| AE Satterthwaite | 8 | JA Lawler | 3 | VL Burt | 2 |
| SL Illingworth | 6 | JE Stead | 3 | TMM Newton | 2 |

Most Fifties (Career):

| | | | | | |
|------------|----|------------------|----|----------------|----|
| A McKenna | 77 | N Wilson | 34 | SL Illingworth | 16 |
| P Blackler | 42 | DA McGregor | 22 | BJ Legg | 16 |
| VL Burt | 38 | AE Satterthwaite | 21 | SM Frahm | 15 |
| KE Flavell | 35 | KL Gilray | 19 | JE Stead | 15 |

Most Runs in a Season:

| | | | | | |
|------------|-----|---------|------------------|-----|---------|
| P Blackler | 900 | 1951/52 | P Blackler | 734 | 1955/56 |
| N Payne | 883 | 1996/97 | SL Illingworth | 728 | 1993/94 |
| JA Lawler | 872 | 1997/98 | AE Satterthwaite | 711 | 2014/15 |
| VL Burt | 821 | 1984/85 | RC Milburn | 704 | 2003/04 |
| N Payne | 815 | 2002/03 | P Blackler | 691 | 1953/54 |
| KE Bond | 806 | 1992/93 | SM Frahm | 679 | 1995/96 |
| N Payne | 794 | 1998/99 | KE Bond | 672 | 1991/92 |
| N Payne | 770 | 1997/98 | AE Satterthwaite | 640 | 2008/09 |
| A McKenna | 736 | 1982/83 | RC Milburn | 638 | 2008/09 |

Highest Individual Scores:

| | | | | | |
|------------------|------|---------|----------|------|---------|
| P Blackler | 213* | 1956/57 | N Payne | 151 | 1997/98 |
| N Payne | 181* | 2002/03 | VL Burt | 148* | 1982/83 |
| P Blackler | 180 | 1958/59 | BJ Legg | 148 | 1987/88 |
| AE Satterthwaite | 180 | 2014/15 | AC Boyce | 145 | 2010/11 |
| AE Satterthwaite | 176 | 2014/15 | N Payne | 143* | 2000/01 |
| AE Satterthwaite | 167 | 2010/11 | N Payne | 142 | 1998/99 |

Most Wickets (Career):

| | | | | | |
|-------------|------|------------------|-----|------------|-----|
| P Blackler | 1172 | SK Burke | 249 | HJ Rae | 152 |
| KL Gilray | 467 | T Reid | 182 | A Morris | 133 |
| CA Campbell | 311 | BH McNeill | 180 | JA Russell | 114 |
| BJ Legg | 276 | KE Flavell | 174 | N Glubb | 111 |
| A McKenna | 258 | AE Satterthwaite | 170 | N Wilson | 111 |
| VL Burt | 249 | JL Geary | 156 | SK Lloyd | 109 |

Most Wickets in a Season:

| | | | | | |
|-------------|----|---------|------------|----|---------|
| P Blackler | 85 | 1953/54 | JL Geary | 40 | 1997/98 |
| P Blackler | 68 | 1954/55 | CJ Moffat | 39 | 1997/98 |
| CA Campbell | 52 | 1986/87 | SJ Rattray | 37 | 1975/76 |
| CA Campbell | 47 | 1988/89 | SA Harris | 34 | 1976/77 |
| SJ Rattray | 43 | 1976/77 | JA Russell | 34 | 1994/95 |
| CA Campbell | 41 | 1983/84 | JL Geary | 34 | 1996/97 |
| CA Campbell | 40 | 1985/86 | | | |

Best Innings Bowling Figures:

| | | | | | |
|-------------|------|---------|-------------|------|---------|
| JA Russell | 8-31 | 1994/95 | CA Campbell | 7-25 | 1983/84 |
| CA Campbell | 7-17 | 1988/89 | A McKenna | 6-5 | 1979/80 |
| TL Woodbury | 7-23 | 1992/93 | CA Campbell | 6-9 | 1985/86 |

Most Wicket-keeping Dismissals (Career):

| | | | | | |
|----------------|-----|------------|----|-----------|----|
| MA Francis | 171 | RC Milburn | 99 | J Stevens | 52 |
| SL Illingworth | 150 | JE Stead | 81 | | |
| SM Frahm | 113 | T Baker | 76 | | |

Highest Any Wicket Partnership:

| | | | | |
|------|-----|---|--------------------|---------|
| 245* | 3rd | N Payne (125*) & JA Lawler (99*) | v South Canterbury | 1997/98 |
| 245 | 2nd | N Payne (143*) & BH McNeill (94) | v Sydenham | 2001/02 |
| 244* | 1st | VL Burt (148*) & A McKenna (88*) | v Lancaster Park | 1982/83 |
| 219 | 2nd | AE Satterthwaite (167) & AC Boyce (145) | v LPW-Sydenham | 2010/11 |
| 209 | 1st | JE Stead (86*) & P Blackler (114*) | v St Albans II | 1962/63 |

Highest Totals by St Albans:

| | | | | | |
|-------|-----------------|---------|-------|------------------|---------|
| 431/6 | v LPW-Sydenham | 2010/11 | 358/3 | v Lancaster Park | 1997/98 |
| 378/6 | v OB Collegians | 2014/15 | 353/7 | v Sydenham | 1995/96 |
| 377/4 | v Sydenham | 2000/01 | 353/9 | v Lancaster Park | 1997/98 |
| 366/4 | v LP Woolston | 2014/15 | 351/6 | v East Shirley | 2000/01 |

Highest Totals against St Albans:

| | | | | | |
|-------|--------------------|---------|-------|-----------------|---------|
| 339/3 | by East Shirley | 2008/09 | 318/5 | by OBC-Country | 2006/07 |
| 332/8 | by LP-East Shirley | 2016/17 | 299/3 | by Sydenham | 1982/83 |
| 326/4 | by East Shirley | 2009/10 | 293/8 | by East Shirley | 2009/10 |

Lowest Totals by St Albans:


| | | | | | |
|---|-------------|---------|---|-----------|---------|
| 4 | v Technical | 1964/65 | 8 | v Mai Moa | 1958/59 |
|---|-------------|---------|---|-----------|---------|

Lowest Totals against St Albans:

| | | | | | |
|---|-----------|---------|---|-----------|---------|
| 3 | by Marama | 1952/53 | 7 | By Hagley | 1969/70 |
|---|-----------|---------|---|-----------|---------|

TREASURER'S REPORT

| Pages | Contents |
|--------------|---|
| 105 | Treasurer's Report |
| 106-107 | Statement of Financial Performance |
| 108 | Statement of Movements in Equity and Statement of Financial Position |
| 109 | Notes to the Financial Statements |
| 110 | Review Report |



Treasurer's Report

I am pleased to provide my first report as your new treasurer. I wish to make a special mention of David Perry, who was treasurer for the majority of the season before he relocated back to Dunedin. I thank him for all his support on getting me up to speed on the requirements of the position.

After the disappointment of last season's results I am pleased to announce a surplus of \$4837.

The principal reasons for the turnaround from last season were increased revenue gained from our bar takings, the income gained from hiring out the pavilion to the English language school and lower expenditure costs. The additional bar takings were particularly pleasing given the wet start we had to the season.

The club did not engage the services of a professional this year, which played a part in reducing our expenses. However, with the likelihood of a professional's services being required in the coming seasons we will continue to likely rely on charitable trust grants and/or to explore additional fundraising opportunities to ensure the stability of the club.

The support of the club by its members is crucial for the financial success and viability of sports clubs in general. With social changes in recent decades the need for members to return to the clubrooms after games have finished is more important than ever.

Looking ahead to next season, with Christchurch hosting the Golden Oldies Tournament in April and St Albans being a host club, this could provide a revenue boost and the club will need to explore how we can make the most of this opportunity.

Finally, the club will look very different next season with a new president and chairman set to replace Alan Jamieson, who has decided to retire. I would like to take the opportunity to thank Alan for the support he has given me and the outstanding contribution he has made to the St Albans Cricket Club over the years. His commitment has ensured he leaves the club in a strong position for the future.

A handwritten signature in black ink, appearing to be 'Brad Smith', with a stylized, flowing script.

Brad Smith
TREASURER

Statement of Financial Performance

for the year ended 31 May 2017

| 2016 | INCOME | 2017 |
|-----------------|------------------------------|-----------------|
| | INCOME FROM BAR TRADING | |
| \$17,518 | Sales from Bar | \$19,822 |
| | less: Cost of Goods Sold | |
| \$425 | Opening stock | \$571 |
| \$10,120 | Purchases | \$9,273 |
| \$571 | Closing stock | \$372 |
| <u>\$9,974</u> | Cost of Goods Sold | <u>\$9,473</u> |
| \$7,544 | Surplus from Bar Trading | \$10,349 |
| | INCOME FROM CLUB MEMBERS | |
| \$19,415 | Subscriptions | \$19,004 |
| <u>\$300</u> | Donations | <u>\$350</u> |
| \$19,715 | | \$19,354 |
| | EXTERNAL FUNDRAISING | |
| \$10,435 | Gaming machine donations | \$0 |
| \$0 | Charitable trust grant | \$10,000 |
| \$1,250 | Sponsorship (Note 3) | \$1,250 |
| \$9,979 | CCA/CMCA grants | \$8,775 |
| \$3,500 | Cornwall fundraising | \$0 |
| (\$8,748) | less: Cornwall costs | \$0 |
| \$2,000 | Prize money | \$0 |
| \$652 | Pavilion hire | \$4,605 |
| <u>\$577</u> | Interest received | <u>\$259</u> |
| \$19,645 | | \$24,889 |
| <u>\$46,904</u> | TOTAL INCOME FOR YEAR | <u>\$54,592</u> |

These financial statements are to be read in conjunction with the Notes to the Financial statements on page 109

Statement of Financial Performance

for the year ended 31 May 2017

| 2016 | EXPENSES | 2017 |
|--------------------------|-------------------------------------|-----------------------|
| | PLAYING EXPENSES | |
| \$8,671 | Material costs - balls | \$8,643 |
| \$4,052 | Material costs - gear and clothing | \$1,575 |
| \$7,680 | Ground rentals | \$7,337 |
| \$2,100 | Practise wickets | \$2,152 |
| \$2,165 | Fees and levies | \$2,458 |
| <u>\$19,825</u> | Coaching | <u>\$3,305</u> |
| \$44,493 | | \$25,470 |
| | PAVILION EXPENSES | |
| \$3,809 | Insurance | \$3,769 |
| \$1,644 | Heat, light and power | \$1,911 |
| \$2,141 | Repairs and maintenance | \$3,067 |
| \$494 | Telephone | \$793 |
| \$2,874 | Depreciation on pavilion | \$2,866 |
| \$3,822 | Depreciation on furniture and plant | \$3,097 |
| <u>\$2,528</u> | Depreciation/loss on motor vehicle | <u>\$1,158</u> |
| \$17,312 | | \$16,662 |
| | ADMINISTRATIVE EXPENSES | |
| \$1,528 | Postage, stationery and reports | \$1,836 |
| \$1,409 | Advertising | \$714 |
| \$2,729 | General expenses | \$1,256 |
| \$935 | Presentations and awards | \$1,438 |
| \$1,250 | Audit fee | \$1,250 |
| <u>\$382</u> | Club socials | <u>\$533</u> |
| \$8,233 | | \$7,028 |
| <u>\$70,038</u> | TOTAL EXPENSES FOR YEAR | <u>\$49,160</u> |
| <u>(\$23,134)</u> | SURPLUS (DEFICIT) FOR YEAR | <u>\$5,433</u> |

These financial statements are to be read in conjunction with the Notes to the Financial statements on page 109

Statement of Movements in Equity

for the year ended 31 May 2017

| 2016 | ACCUMULATED FUNDS | 2017 |
|-------------------|----------------------------------|-----------------|
| \$114,924 | Balance at beginning of the year | \$91,799 |
| <u>(\$23,125)</u> | Net surplus (deficit) for year | <u>\$5,433</u> |
| <u>\$91,799</u> | Equity at end of the year | <u>\$97,232</u> |


Statement of Financial Position

as at 31 May 2017

| 2016 | CURRENT ASSETS | 2017 |
|-----------------|--------------------------------------|-----------------|
| \$9,376 | Westpac - Cheque account (Note 6) | \$24,418 |
| \$57 | Westpac - Bar account | \$57 |
| \$71 | Westpac - Maintenance | \$71 |
| \$1,695 | Westpac - 125th Jubilee fund | \$1,699 |
| \$128 | Westpac - Online saver | \$128 |
| \$1,888 | Westpac - Bonus saver (1) | \$1,997 |
| \$8,096 | Westpac - Bonus saver (2) | \$8,364 |
| \$2,928 | Accounts receivable | \$1,480 |
| \$1,558 | Subscriptions in arrears | \$1,640 |
| \$571 | Stock on hand - bar supplies | \$372 |
| <u>\$5,169</u> | Stock on hand - balls | <u>\$3,550</u> |
| \$31,537 | | \$43,776 |
| | PROPERTY, PLANT and EQUIPMENT | |
| \$2,368 | Nets | \$2,368 |
| \$50,508 | Pavilion (Note 2) | \$47,642 |
| \$7,413 | Furniture and plant (Note 2) | \$4,316 |
| <u>\$2,884</u> | Motor vehicle (Note 2) | <u>\$1,726</u> |
| \$63,173 | | \$56,052 |
| <u>\$94,710</u> | TOTAL ASSETS | <u>\$99,828</u> |
| | CURRENT LIABILITIES | |
| \$139 | Accounts payable | \$339 |
| \$0 | Subscriptions in advance | \$0 |
| \$1,133 | Debentures | \$1,133 |
| \$501 | add: Accrued interest | \$501 |
| <u>\$1,148</u> | GST due | <u>\$622</u> |
| \$2,921 | | \$2,596 |
| <u>\$91,790</u> | NET ASSETS | <u>\$97,232</u> |
| <u>\$91,799</u> | EQUITY | <u>\$97,232</u> |

Signed on behalf of Executive Committee:


Treasurer


President

Date signed: 2 July 2017

These financial statements are to be read in conjunction with the Notes to the Financial statements on page 109

Notes to the Financial Statements

for the year ended 31 May 2017

Note 1 - Statement of Accounting Policies

St Albans Cricket Club is a non-profit organisation. The financial statements are general purpose and prepared in accordance with generally accepted accounting practice.

Unless otherwise stated the accounting principles recognised as appropriate for the measurement and reporting of earnings and financial position on a historical cost basis have been followed.

The entity qualifies for differential reporting because the Club meets the framework for differential reporting as the Club is not publicly accountable and is small. The club has taken advantage of all differential reporting exemptions.

Changes in accounting policies: There have been no changes in accounting policies which have been applied on bases consistent with those used in previous years.

The following specific accounting policies which materially affect the measurement of financial performance and financial position have been applied:

Accounts Receivable are stated at their estimated realisable value. Debts which are considered uncollectible are written off. There is no other provision for doubtful debts.

Stock on Hand - Bar Supplies has been valued at lower of cost or net realisable value.

Stock on Hand - Balls has been valued at lower of cost or net realisable value.

Equipment on Hand has been valued by the Committee.

Sponsorship: Sponsorship for services rendered to the club are accounted for as revenue and expense at values approximating the cost of the service provided.

Property, Plant and Equipment are stated at cost less accumulated depreciation. Depreciation has been calculated using the rates shown in the Property, Plant and Equipment Schedule (Note 2). Material, Nets and Junior Material have not been depreciated as the committee charges all repairs, maintenance and replacements to expenses.

A mortgage security over the pavilion is held by Westpac Banking Corporation. At 31 May 2017 there were no advances drawn against this security (2016 - nil).

Related Party transactions: The Committee are also members of the Club and pay subscriptions on the same basis as other members. Services provided have been supplied on normal commercial terms.

Note 2 - Property, Plant and Equipment

| As at 31 May 2017 | Cost | Accum. Deprec. | Deprec. Rate | Last Year Book Val | This Year Book Val |
|---------------------------|------------------|-------------------|-----------------|-----------------------|-----------------------|
| Pavilion | \$95,545 | \$47,902 | 3% | \$50,509 | \$47,642 |
| Motor Vehicle | \$3,477 | \$1,751 | 33% | \$2,884 | \$1,726 |
| Furniture and Plant | \$38,553 | \$34,237 | 10% & 33.3% | \$7,413 | \$4,316 |
| Total Fixed Assets | \$137,576 | \$83,891 | | \$60,806 | \$53,685 |

| As at 31 May 2016 | Cost | Accum. Deprec. | Deprec. Rate | Last Year Book Val | This Year Book Val |
|---------------------------|------------------|-------------------|-----------------|-----------------------|-----------------------|
| Pavilion | \$95,545 | \$45,037 | 3% | \$53,382 | \$50,509 |
| Motor Vehicle | \$3,477 | \$593 | 33% | \$2,369 | \$2,884 |
| Furniture and Plant | \$38,553 | \$31,140 | 10% & 33.3% | \$11,235 | \$7,413 |
| Total Fixed Assets | \$137,576 | \$76,770 | | \$66,986 | \$60,806 |

Note 3 - Sponsorships

The sponsorship of \$1,250 (2016 - \$1,250), is in respect of audit fees.

Note 4 - Capital Commitments

There were no capital commitments at balance date (2016 - nil).

Note 5 - Contingent Liabilities

There were no contingent liabilities at balance date (2016 - nil).

Note 6 - Bank Overdraft Facility

In May 2010 the club obtained a \$5,000 unsecured bank overdraft facility from Westpac. The term was for a period of 9 months.

By the

Review Report

The Members of the St Albans Cricket Club

I have reviewed the financial statements of St Albans Cricket Club on pages 106 to 109. The financial statements provide information about the past financial performance of the Club and its financial position as at 31 May 2017. This information is stated in accordance with the accounting policies set out in the Clubs annual financial statements on page 109.

Executive Committee's responsibilities

The executive Committee is responsible for the preparation of financial statements which comply with generally accepted accounting practice in New Zealand and which present fairly the financial position of the Club as at 31 May 2017 and the results of its operations for the year ended on that date.

Reviewer's responsibilities

I am responsible for reviewing the interim financial statements presented by the Executive Committee in order to report to you whether, in my opinion and on the basis of the procedures performed by me, anything has come to my attention that would indicate that the financial statements do not present fairly the matters to which they relate.

Basis of Statement

A review is limited primarily to enquiries of personnel and analytical review procedures applied to financial data and thus providing less assurance than an audit. I have not performed an audit and, accordingly do not express an audit opinion.

I have reviewed the financial statements of the club for the year ended 31 May 2017 in accordance with the Review Engagement Standards issued by the New Zealand Institute of Chartered Accountants. These standards require that we plan and perform the review to obtain moderate assurance as to whether the statements are free from material misstatement whether caused by fraud or error. I also evaluated the overall adequacy of the presentation of information in the financial statements.

Other than my capacity as a reviewer, I have no relationship with or interest in the Club.

Statement of review findings

Based on my review nothing has come to my attention that causes me to believe that the accompanying financial statements, set out on pages 106 to 109, do not fairly present the financial position of the Club as at 31 May 2017 and its financial performance for the year ended on that date in accordance with generally accepted accounting practice in New Zealand.

My review was completed on 27 June 2017 and my findings are expressed as at that date.



Bruce Harris

Chartered Accountant

Christchurch



The St Albans Cricket Club
would like to thank and acknowledge the following organisations and businesses for their support during the 2016-2017 season...



The Canterbury Cricket Trust



St Albans Cricket Club. Home Grounds Pictured Centre, Hagley Oval, Hospital Corner, Polo Field & Hagley Sports Centre, Christchurch, New Zealand

Becoming an umpire

COULD BE **THE BEST** DECISION YOU'VE EVER MADE

UMPIRE'S SIGNALS (UNOFFICIAL)



I'LL GIVE 5 TO 1
THAT THIS BATSMAN
WILL NOT LAST FOR
ONE OVER.

I ALSO WAS A WOLF CUB
BUT I CAN NO LONGER ASSIST
YOU TO REMAIN AT YOUR
CREASE NOW THAT YOUR
REMAINING WICKET IS
IN FRAGMENTS.



I AM HOPING TO
HITCH A LIFT AFTER
THE GAME IS OVER.



DURING THE TEA
INTERVAL IN THE
PAVILION WE ARE
TO BE ENTERTAINED
BY A FAN DANCER.



GOOD LORDS! IT
BOUNCED FIVE TIMES
AND HE MISSED IT.

Your first decision is to contact:

David Brandon, Canterbury Cricket Umpires, Regional Training Officer.

M 021 061 9690 • david@cruca.co.nz • 0508 UMPIRE