


St Albans Cricket Club



ANNUAL REPORT

and Financial Statement for 2017 - 2018



*Aerial view of
the revamped
Hagley Oval
with St Albans
Cricket Club
pavillion,
top left.*



St Albans Cricket Club

Notice is hereby given that the

114th Annual General Meeting

of the St Albans Cricket Club Inc.
will be held at the St Albans Cricket Club pavilion,
Hagley Oval, South Hagley Park,
Riccarton Avenue, Christchurch on

Wednesday, 8 August 2018 at 7:30pm

Business:

1. To receive the Minutes of the 2017 Annual General Meeting;
2. To consider and adopt the 2017/18 Annual Report and Accounts;
3. Election of Officers and Management Committee for the 2018/19 season;
4. Notice of Motion

That the club levy the following levels of subscriptions (GST inclusive) for the 2018/19 season, namely:

- a) *Adult Men:*
\$320 to be paid by 30 November 2018;
- b) *Adult Women:*
\$250 to be paid by 30 November 2018;
- c) *Adult President's Grade:*
\$270 to be paid by 30 November 2018;
- d) *Adult Twenty20:*
\$150 to be paid by 30 November 2018;

- e) *Full-time Tertiary Students:*
\$250 to be paid by 30 November 2018;
- f) *Secondary School Pupils:*
\$180 to be paid by 30 November 2018;
- g) *Primary/Intermediate School Pupils:*
\$100 to be paid by 30 November 2018;
- h) *Non-playing Member:*
\$75 per year.

5. Notice of Motion

That article 3.15 (Authorised Officers of the Club) of the St Albans Cricket Club Constitution be amended to include the following statement: "Should the President elect not to be Chairman, then the Chairman can, upon the Executive's recommendation, be elected onto the Executive with signing rights for all documents on the club's behalf (excluding the club bank accounts)."

6. General Business.

Members are reminded to resign (in writing) before the date of the AGM, to ensure that no subscription payment is due for the 2018/19 season, in the event of any member deciding not to play or transferring to another club, or moving out of the city.

Scott Mason
Honorary Secretary
PO Box 1919
CHRISTCHURCH

Pavilion: Hagley Oval, South Hagley Park, Riccarton Ave,
Christchurch, New Zealand. Phone: (03) 366 4905.

Secretary: PO Box 1919, Christchurch 1, New Zealand.

E-mail: play@stalbanscricket.co.nz

Web: <http://www.stalbanscricket.co.nz>

2017/18 Officers

Patron:

Mr I D Dempsey

Life Members:

Messrs I D Dempsey, R D J Mather,
A G Jamieson, S J D Cox, L N Serra,
G J Curgenvén, J Z Harris,
Mrs A J Mitchell and Mrs E W Horne

Honorary Auditor:

Bruce G Harris, C.A.

President:

Mr G J Curgenvén

Chairman:

Mr G P Flavell

Men's Club Captain:

Mr C A M Gibbens

Women's Club Captain:

Mr R H Thomas

Secretary:

Mr S A Mason

Treasurer:

Mr B A Smith

Junior Convener:

Ms T P Weston

IT Manager:

Mr D E Pettet

Bar Manager:

Mr R L Carrigan

Management Committee:

Messrs M R Griffin,
J Hillary (withdrawn January 24, 2018),
A F Johnstone, R J Mather,
B J van Beurten (resigned February 28, 2018)
and Ms S C French

Obituary

PETER BRIAN GUERIN


(February 22, 1943 - January 28, 2018)

Club members were saddened to hear of the death of Peter Guerin, after failing health cut short his life at the age of 74.

In 1958 a 15-year-old Peter emigrated to New Zealand with his parents and two sisters from London, England. The family came to the small central North Island township of Waitomo, where they stayed for a short time before moving to Marton.

He attended the local high school and it was here that he developed his love of mathematics, which led to his pursuing a career in teaching.

Upon finishing high school in 1960 Peter made the decision to move to Christchurch to attend Teachers' College.



It is there where he crossed paths with a lecturer and guidance support staffer, who happened to be senior players at the club. Neil Penlington and Alan Taylor quickly noticed his affinity for cricket and invited him to play for St Albans and in 1961 he began what was a lengthy and influential spell at the club.

Peter was, for the most part, a journeyman club cricketer, playing mainly in the club's second XI. He took 254 wickets with his left-arm slows and scored more than 1800 dogged runs.

When available, he was one of the first to be chosen in the team. His batting was mainly in the lower order, but when needed he could bat anywhere in the top six.

It was on one of those occasions in 1969/70 that Peter combined with Jim Mills to set a club opening partnership record of 310 against Christ's College in the 2A grade. Jim, who was a Premier opener coming back from injury at the time, scored 180 while Peter made 113.

Peter held many positions at the club, including 15 years on the committee in an unbroken spell from 1965 to 1980. He served as the

17th president of the St Albans Cricket Club for the final two of these years, having taking over the role from Bob Mather.

He also had a lengthy stint as the convener of the junior section and was instrumental in the moulding of many of the club's more prominent adult cricketers that were to come through in the years ahead.

He retired from all club activities in August 1980. It was my pleasure to take over from Peter as president and chairman at this point. The following year he married Denise and together they had three sons: Stuart, Sean and Grant.

Peter had no further involvement in the club, as he switched his attentions to the Harewood Golf Club, where he was an administrator as well as a supporter of son Grant's blossoming career in the sport.

Among his many interests was the writing of high school maths text books, of which several are still used today. Peter felt that maths was a complicated subject and wanted even the slowest student to be able to understand it, so he set about writing them in an easy-to-follow style.

Peter was also an avid Arsenal Football Club supporter his entire life; it is said that he had an encyclopaedic knowledge of the club, its history, players and their footballing results.

Obviously Peter played a bit himself, mainly as a goalie as his good hand-eye co-ordination and rather large frame - 6'7" and 150kg - proved hard to pass.

Peter had a sense of humour which was light and dry but also very witty. His comments and banter from the floor at after-match functions were legendary; they could be cutting at times, but never personal.

Peter crammed a heck of a lot into his 74 years, as those who attended his funeral would attest. Besides being a player and administrator in the sporting world, he held positions on a myriad of other committees, the list of which drew wonderment when read out at the funeral. How did he manage to fit everything in?

Rest in peace, big fella.

Alan Jamieson

Obituary

RODNEY WINSTON MOORE **(January 23, 1956 - May 12, 2018)**

It was with great shock that older club members learned of the passing of Rodney Moore. Rodney died of lymphoma at his Dunedin home, aged 62.

Rodney joined the St Albans Cricket Club in January 1974, straight from Papanui High School. This was not his first association with the club, as he and his brother Graham both played in our junior section, which was under the management of Joe Harrison at the time.

During his 15 years at the club Rodney played 57 Premier matches (1975-82), mainly as an opening or top-order batsman. He scored 1681 runs at an average of 19, including five fifties. He also scored countless other runs in the second and third XIs.

Rodney was also a highly skilled member of the club's football team, which played in the local Saturday competitions for many years during the cricketing off-season. He managed a ragtag group of handy footballers from his position of centre back.

Rodney was also a dedicated and wise administrator, taking over from Alan Jamieson as the men's club captain in 1980, a position he held for two years. He won the Peers Cup for service to the club in 1980/81. His level-headed, likeable personality quickly stamped him as a leader of the future and it was no surprise when in 1989 he moved north to take up the role as chief executive of Wellington Cricket, a position he held for 10 years. He followed this up as the CEO of the new (at that time) Wellington Stadium Trust. While at Wellington Cricket he oversaw and drove through the amalgamation of the Wellington and Hutt Valley associations, a none too easy challenge.

In later years Rodney moved to Dunedin to take up a communications position with the University of Otago. At the time of his death he was general manager of the Forbury Park Trotting Club. Rodney had a passion for sport and was a fantastic servant of cricket.

He is survived by ex-wife Charmian, his three adult children Duncan, Jessica and Simon and current partner Brita. The club extends its deepest condolences to the Moore family.

Alan Jamieson



President's Report

On behalf of the Executive and Committee I take pleasure in presenting the annual report and accounts for the 113th season of the St Albans Cricket Club.

With the standing down of long-time president and chairman Alan Jamieson at last year's annual general meeting, a new and slightly different committee structure was formed, with Pierre Flavell taking over as chairman whilst I took over as president.

The chairman's role is the day-to-day running of the club, which involves countless meetings with Christchurch Metro Cricket, chairmen's meetings with other clubs, liaising with club sponsors, grounds staff and of course running our monthly committee meetings.

Our two roles are very much reliant upon each other; Pierre and I work closely together to ensure the smooth running of all facets of the club and I'm pleased to congratulate him on his outstanding commitment to St Albans and the work he has done during the last 12 months.

Others who have also been extremely supportive of our new roles are secretary Scott Mason, treasurer Brad Smith and IT manager Duane Pettet. We are still finding our way and should hopefully get better with time and experience. Thanks also to all the committee for the various and often difficult jobs you have to achieve. This especially applies to our section organisers: Clem Gibbens (men's club captain), Ryan Thomas (women's club captain) and Tegan Weston (junior convener). Our patron Ian Dempsey has assured us that he will once again take on this important role.

Pierre will cover funding and sponsorship for the coming season but I'd like to acknowledge and thank the various charitable trusts, CMCA and the Christchurch City Council for their support. I would also like to thank the club's auditor Bruce Harris, who continues to perform our financial review on a complimentary basis.

Incidentally, I also look after the maintenance of our Hagley pavilion and have a hand in assisting Richard Mather with the playing equipment. We acquired a new beer fridge prior to last season's opening and will retire the big old brown fridge in the coming months: mainly because it leaks, uses gas which is no longer compliant and is noisy. Whether we replace it is yet to be decided.

Hopefully the 2018/19 season will be a great one. Please support your club by paying your subscription by the due date and continue to come to after-match functions as this adds revenue which is vital to the health and viability of the club.

Graham Curgenven

Chairman's Report

It was always going to be an interesting year off the field following Alan Jamieson's departure. Thankfully, with a dedicated team to run the club we made it in the end, learning a few things along the way.

Alan's retirement has opened the opportunity for others to step in and be more active in the club and that's exactly what happened. Many thanks go out to the people on this year's committee for the time and effort they put in to ensure a smooth transition between management teams.

On-field Performance

Thankfully through all of this it remained business as usual on the field, from the first pre-season training session at the New Zealand Cricket High Performance Centre at Lincoln right through to the last ball bowled in March. Across all grades - male and female - St Albans performed with pride and distinction, even picking up a decent haul of silverware along the way.

Well done to all the teams for the way you presented yourselves in St Albans colours, with special congratulations to those who won their grades. Seven titles were won in all: Premier men (two-day and Twenty20), 2A Sabres men (one-day and Twenty20), 2B Cobras men (one-day) and the Division 1 women (one-day and Twenty20). It was our most productive silverware-collecting season in nine years and equal second-best ever. We also had one team (the 3C Buccaneers men) finish a close second and as many as six others end up in third in their competitions.

Other notable achievements include: it's the first time as many as three teams in the club won multiple titles in a single season (consisting of a sixth double for the Premier men, second for the Division 1 women and first for the 2A Sabres); the 2A Sabres Twenty20 and 2B Cobras one-day wins are their first since those competitions were introduced into these grades, 10 and 13 years ago respectively.

The morning men's grades in particular were on fire, with their combined five out of a possible eight competition wins being the most a Christchurch club has achieved in a single season in the top three grades. The squad depth across the sides, the determination of the players and the support they gave their captains by chiming in with match-winning performances in make-or-break situations took us across the line on a couple of occasions.

Overseas Players

I personally believe the club has come along way this season with the development of the players, young and old, and the bolstering of the teams with new members. Central to this is our overseas contingent and we were fortunate enough to effectively have two overseas professionals this season in Tyler Lortan and the returning Dylan Budge.

It is with great pleasure that I can announce Tyler is already back in our fair city as you read this, and has signed a contract for the next two seasons. I can also report that Dylan has confirmed he will return to Saints for the upcoming season from November through to the end. We congratulate him on making his full international debut during our off-season, being a part of Scotland's spectacular upset win over England on his home ground in Edinburgh.

We also had another character arrive on our shores who played an instrumental part in the club's success, both on and off the field: Joshua Ballantine Dykes. Many of you would have crossed paths with Josh during the season, either on the park or at the bar, and I am sure you will agree the season was all the better for having him around. Such was his influence in all aspects he was named the club's personality of the year along with taking away the ultimate prize, the St Albans player of the year. While Josh will not be returning next season as he is pursuing a career, we wish him all the best and he will be sorely missed.

James Wigley from Shropshire joined us via the Sport Lived programme for a short stint in the New Year. We also had a fifth overseas player in Ben Riggott from Derbyshire; unfortunately he absconded from his obligations, skipping the country before the end of the season still owing \$4000 to the club. We are still actively pursuing this debt.

Coaching

What happens on the field is only as good as our preparation off it and we were lucky to have a number of quality coaches and volunteers to help organise practices and teams. Namely a big thank you to our club coach Greg Dawson, whose efforts were rewarded by his players and the results achieved. Greg has confirmed he would like to continue on next season with a chance to build on the outstanding work he has already done.

The other key influential people whose contributions should not go unnoticed were: Chris Sullivan, Nick Glennie, Ryan Thomas and Barry van Beurten in the women's section; Tyler, Dylan, Clem Gibbens, Ben Langrope and Duane Pettet in the men's; and Tegan Weston for her outstanding efforts taking care of youth cricket. We really appreciate the time, effort and passion you have shown to be available week-in and week-out.

Special Achievement

Another person who has had a major presence at the club for many years racked a major milestone this season. Aaron Johnstone became the first St Albans men's player to amass 300 Premier caps. He joins Ann McKenna (322 games for the Premier women) as the only club members to reach this rare and prestigious mark. Aaron was presented with an engraved tankard at our awards night to acknowledge his achievement. During his playing career Aaron has taken a Christchurch club record 600 dismissals with the gloves.

Representative Honours

With individual success on the field comes recognition and a number of St Albans players achieved representative honours this year, whether it was at international, provincial or age-group level. Amy Satterthwaite, Lea Tahuu and Thamsyn Newton were again New Zealand White Ferns and this year were joined at the top level by Dylan Budge, as mentioned above. Well done to everyone selected (a full list of names appears in the respective club captain's reports).

Social Scene

Hard work on the field certainly deserves a reward off it and we again had an excellent and active social scene this year. While being a nomadic club for the first two months with cricket hardly played at Hagley, we still managed to have teams back at the pavilion on a regular basis to celebrate their wins and tell the usual tall tales.

There was a new face in the kitchen this year with Kirsty Thomas taking over the role from Julie Reihana. Going by all the feedback received from many members (and some personal sampling) she was very much a success.

Opening day on September 30 was frequented by many, with the upstairs communal area of the pavilion being christened the 'Alan Jamieson Lounge' and the season formally opened by our new patron Ian Dempsey.

The overseas players ran an enjoyable Christmas party, though a couple of teams had to play it low-key, delaying most of their celebrations until after they had won their one-day finals the following day.

The quiz night in February was again a huge success thanks to the organisation of Duane Pettet and Scott Mason. The winning team was made up of Matt Holstein, Aaron Johnstone, Ben Langrope and William Southby with Dan Johnston, Chris Gibb and Mat Munro taking out the team bonus quiz.

The bowl-off in March was claimed by Tyler Lortan, the fourth overseas player to win the prestigious Johnstone-Birmingham Trophy in 11 years.

Our club awards night was held at the end of March with president Graham Curgenvin emceeing the event, doing a brilliant job organising the prize winners and trophies. It was held at Zanzibar, a new sponsor to the club, and I wish to thank Frank van Schaijik and his team for an excellent night and their continued support.

Besides Josh Ballantine Dykes, who took home the major prize as well as numerous other gongs, three other members featured heavily in picking up awards - Kade Atkinson (six), Scott Mason and Joel Turner (five each).

Sponsorship and Funding

I would like to take this opportunity to thank our commercial partners and funders for their continued support during the season. This year was one of the hardest on record to acquire gaming machine trust funding throughout the region, for all facets of the sport from CCA down to club level. We were one of the lucky ones, but still only received 16 percent of what we requested. It is vitally important to keep our relationships with these organisations strong and support them whenever possible.

A big thanks to Air Rescue Trust, Christchurch Earthquake Recovery Trust, Mainland Foundation, The Southern Trust and New Zealand Community Trust. Also a huge thanks to Barry Cox and Domino's and Steve Crotty at Riccarton Liquorland for their player of the day vouchers and one-off sponsorships provided at short notice. I really look forward to working with you again next season.

Recently I completed a very positive meeting with Steve Kelsen at Christ's College along with their head groundsman Peter Domigan. I can confirm that we will be using the Christ's nets again from the beginning of October. Tom O'Carroll will commence preparation of the practice blocks as close to the season as Mother Nature will allow.

Financial Performance

Treasurer Brad Smith outlines our financial performance in full at the end of this book, however I can advise that the club has recorded a small loss this year. Given that there are many reasons to why this has occurred - bar takings, grants, subscriptions, loss of playing days to name a few - I believe while there will be extra challenges in the new season ahead we have the capability to turn this around. As an example, one of our top three expenses is for match balls. This season our quote for balls was in excess of \$17,000, for which we received no funding, such was the nature of grants being distributed.

A huge challenge next year will be our grant from Christchurch Metro Cricket. Canterbury Cricket have reported a loss this year, which will have a trickle-down effect to Metro and the clubs. We are already planning for an alternative as far this is concerned, but it is becoming clearer that cricket clubs will soon be more reliant on a user-pays model. The club budget for the next year has taken this and other challenges into account.

Committee

With that in mind we do have a couple of changes to the committee for next year. Clem Gibbens has been granted leave of his position as men's club captain as well as his playing commitments being relaxed as he has a wedding to plan for. Clem has done an excellent job in the role and will be difficult to replace. We wish him well with his new endeavour and look forward to seeing him on the odd occasion at the pavilion when he has been roped in for a game.

At this stage the rest of the committee are expected to be running again, with business as usual for the coming season. We always have room for more however, so if you would like to contribute to the club as a committee member, please feel free to put your name forward at the annual general meeting. I would personally like to thank all the members on the committee for their support and efforts over the year. Attendances at the 10 meetings held during the season were as follows:

		Meetings	Years
President:	Graham Curgenven	10	26
Chairman:	Pierre Flavell	8	8
Secretary:	Scott Mason	10	17
Treasurer:	Brad Smith	9	2
Men's Club Captain:	Clem Gibbens	8	2
Women's Club Captain:	Ryan Thomas	8	15
Junior Convener:	Tegan Weston	9	3
IT Manager:	Duane Pettet	10	15
Bar Manager:	Richard Carrigan	10	10
Committee:	Murray Griffin	10	13
	Aaron Johnstone	6	9
	Barry van Beurten	4/5	6
	Richard Mather	5	3
	John Hillary	1/4	2
	Sarah French	3	1

Major Events at Hagley

The club had a couple of extra events for which we were hosts this year. Namely, the English Test at Hagley Oval and the World Golden Oldies Tournament. The Test again proved a success with the Oval looking a picture and indeed a great advertisement for the club, as we have signed two overseas amateurs just from them seeing the venue on television in the UK. Both of them arrive at the end of September, now having had their visas and flights confirmed.

The Golden Oldies was held in Christchurch (with teams travelling from all over the world) at the conclusion of the season with St Albans being one of the host clubs. An excellent time was had by our own President's BBBBs team, both on the field and at the various functions. Credit must go to Peter McDermott and his team for the overall event organisation. We had two outstanding nights at the pavilion during the week, with us requiring an urgent run to Liquorland on the second of these as we had as many as 10 thirsty teams and their supporters cleaning out the fridges and keeping us all busy behind the bar.

St Albans, with three wins from three games, eventually took out the world club President's title, hoisting the John Wright Trophy on its inaugural showing. A huge congratulations to Scott Mason and his team for the efforts put in over the week on the field and hosting off it.

The Boock-Sharp Trophy

It is my pleasure to announce that through the generosity of ex-club member Stephen Boock the Premier men's team will now play an annual contest with Burnside West University for the Boock-Sharp Trophy.

Stephen has set this up to honour the late Peter Sharp and his influence on not only Christchurch but representative cricket along with Stephen and their love of the game. On October 27 we will be hosting this match at Hagley (as a part of the existing one-day competition) and will have a prize-giving function open to all afterwards.

Women's Review

On a serious note, the club has always been proud of its strong women's section and the achievements of its members. However, it has over the past few seasons witnessed a decline in numbers and success. The club has therefore instigated a full review into the women's section and, along with Metro and Canterbury Cricket, we will be taking steps to improve the performance and enjoyment of the game for female players. It is in fact one of three major focuses of New Zealand Cricket right down to club level this year.

While having a very proud history, we need to create an equally successful future. You will notice changes happening throughout the season aiming towards this. One of which, we have contacted and confirmed ex-White Ferns for their assistance, whether it be with recruitment or training and we are looking forward to their input over the coming seasons.

Summary

While there are indeed many challenges ahead, we will ensure that everyone has the best opportunity we can provide for individual advancement or enjoyment of cricket in the future. So, with pre-season training sessions imminent, winter well and I and your committee look forward to seeing you all soon for what will be a great 114th season of the St Albans Cricket Club.

Pierre Flavell

Men's Club Captain's Report

The 2017/18 season as usual kicked off with pre-season training out at Lincoln. The status quo remained for all teams returning from the previous season, with good early season turnouts and several new players joining.

We augmented our numbers with an additional side in the Cavaliers Twenty20 grade, in the form of the Fozzies. This meant we headed into the season with a total of eight men's teams: three in the morning grades (Premier, 2A and 2B) and five in the afternoon grades (3C, 4A, President's and two in Cavaliers).

We were also fortunate to have between three and five overseas players at any given time during the season. This certainly created some depth and competition for spots amongst the top three teams.

For the first time in several years we had home grounds again, albeit Hagley Corner was shared with Sydenham (whose home turf was being upgraded) and Riccarton. The effects of winter sport being played there did however cause some delays in the preparation of pitches, ruling them out for the first few weeks while the grounds recovered. Despite the early season issues, it was fantastic to have a home ground again and multiple times we had three or four Saints teams playing next to each other in South Hagley Park. Our relationship with Christ's College also continued, which saw our training nets being located on their grounds.

Rain took out the first playing day of the season, and a lack of preparation meant only morning grades got play on the second weekend, but it was all go from there as we saw no further playing days lost up until Christmas. The first half of the season was a relatively successful one, which included one weekend which saw the men's section go eight-from-eight.

All three morning grade teams qualified for their respective knockout rounds in the one-day competition, with the 2A Sabres earning direct entry to the final by virtue of finishing top. The Premiers lost their semi-final to eventual winners Burnside, while the 2B Cobras got past Heathcote by the slimmest of margins. The 2As and 2Bs both emerged victorious in tense, contrasting chases on finals day, with the Sabres hunting down a high target set by Burnside and the Cobras pipping the Old Boys Collegians 2As in a low-scoring epic. At the break the 3C Buccaneers were joint grade leaders and most of the other afternoon sides handily placed for a title run.

The usual Christmas break came and went, with all teams raring to continue the good 2017 form. The morning grades were in Twenty20 mode, with the 2B Cobras joining the 2A Sabres in the same second-tier competition (albeit in separate pools) due to their winning last

year. It was a highly successful format for St Albans, with the club claiming both of the top two tier trophies (Dick Motz Series and Nathan Astle Series), with the Premiers and 2A Sabres going through unbeaten. Playing alongside each other in finals on Hagley Corner, the club picked up two trophies on the same day for the second time in the season.

The final push to the end of the season saw several teams still well in contention for further glory. However, only the Premiers could go on with the job, going through their two-day competition unbeaten and wrapping up the title with a round to spare. The 2As and 2Bs stumbled early in their two-day campaigns, which put a quick line through their chances as the competitions had been shrunk to just five rounds. In their one-day leagues the 3Cs, President's and both Cavaliers sides harboured hopes of climbing to the top but had to settle for podium placings as enough results went against them in the closing stages.

Special mention goes out to 3C wicket-keeper/batsman Joel Turner and President's seamer Scott Mason, who were the club's top run-scorer and top wicket-taker, respectively. Joel racked up an incredible 817 runs with eight 50-plus scores (including two centuries), which is even more impressive given he played in a 40-over grade on uncovered wickets, which could be described as dicey at times. The ever consistent Scott took 46 wickets at an unbelievable average of 7.07 and economy rate of 3.31 runs per over. He took two five-wicket hauls and a remarkable two hat-tricks, including a double hat-trick. Congratulations to both players.

New Members

We had a variety of newcomers join the club this season, as well as the odd one or two who returned after some time away. We hope you enjoyed your season with Saints and will come back for more. Those in *italics* helped us out in game(s) last year but signed (or re-signed) up as proper members this season. Those to join (or re-join) us this season were:

Afzal Ameer	Pawan Jatain	Todd Ramsay-Boyd
Kade Atkinson	James Kirkpatrick	Ben Riggott
Joshua Ballantine Dykes	<i>Lalit Kumar</i>	<i>Gaurav Sharma</i>
Gabriel Borg	Pramod Kumar	Manpreet Sharma
Andrew Brown	<i>John Lammerink</i>	Manpreet Singh
Dylan Budge	Tyler Lortan	Mahesh Singla
Caleb Burfield	Geoffrey Macintyre	Matthew Sutherland
<i>Nathan Court</i>	Jagnesh Makwana	<i>Lochie Taylor</i>
<i>Connor Falloon</i>	Chris McIvor	<i>Christopher Upton</i>
Jack Ferris	<i>Wade Millar</i>	Ben Vincent
Thomas Flavell	<i>Lachlan Miller</i>	Gareth White
<i>Max Foy</i>	Greg Newell	Damien Whiting
Jack Harper	Alex Niederer	Josh Wieland
Isaac Hassall	Braden Petherbridge	

Members Who Have Left

As is usual with a club of our nature there is some turnover from season to season. Those to leave either were just here for a single-season stint, chose to switch clubs, had work or family commitments or just plain disappeared altogether. Those in italics were not lost to us entirely, as they were kind enough to help out as fill-ins on the odd occasion. Those who left included:

Ben Alexander	<i>Sean Carston</i>	<i>Jason McKey</i>
<i>Kris Alexander</i>	Mrinal Chhabra	Dipyaman Mondal
<i>Matt Ansley</i>	Alister Collins	<i>Alex Pugh</i>
Nick Baker	Graham Flower	James Richards
Toby Baker	Michael Grafton	Michael Sherwood
Conor Bartosh	Matthew Harman	Jaswinder Singh
James Bevin	David Jackson	Dave Twigg
Jamie Brown	<i>Karl Josephs</i>	Kade Wallis
Nick Burson	<i>Jacob MacDougall</i>	Logan Webster
Leighton Calkin	Peter Marffy	<i>Rory Weston</i>

We hope you enjoyed your stint with us and if you return to town or your current situation changes you're welcome back at any time.

Team Summaries:

Premier - captained by Ben Langrope. The core of the squad from last season was joined by the returning Matt Holstein and Dan Sharples as well as pro Tyler Lortan (and former pro Dylan Budge after Christmas). With such depth the team took it to another level, winning two of the three competitions. It didn't quite go to plan in the one-day competition, but following the semi-final loss there was no looking back; the side went unbeaten for the remaining 10 games of the season to win the two-day and T20 titles.

2A Grade Sabres - captained by Clem Gibbens. The team started with a hiss and a roar, only dropping two games prior to Christmas. This included the first one-day title in the better part of a decade in this grade for Saints. The form continued post-Christmas, as they went through unbeaten in the T20 competition to - at that moment - become defending champions in all three 2A formats. Unfortunately, they couldn't complete a same-season treble, as a couple of losses early put an end to chances of retaining their two-day title. Sam Flavell sampled the captaincy in the final month and is set to take over full-time next season.

2B Grade Cobras - captained by Lars Davison and Manpreet Sharma. It really was a season of two halves for this side. They won a number of games from difficult positions in the one-day competition, none more so than in the semi and final, to claim an unlikely first one-day title. Unfortunately, several players (including skipper Lars) left after Christmas, meaning the team struggled for a consistent playing XI

each week. It was a trial by fire for new captain Manpreet, who was unwavering and led by example as comfortably the highest run scorer. A refreshing of the line-up and change of grade next season will hopefully breathe some new life into this side.

3C Grade Buccaneers - captained by Jono Hamilton. It was certainly a season of what-ifs for the Bucs. The team had a very good season, but unfortunately it didn't go to plan in the last month, which saw them just miss out on the round-robin trophy and then the finals day was rained out too. It was tough for the boys, as they had been at or near the top of the competition for the entire season. Plans are already in place for this team to break the hoodoo next season, with some new recruits in the pipeline to help out.

4A Grade - captained by Kris Pagan. While the weather didn't have quite as much of a say this year, it was still a rough one for the team which typically bears the worst of it when late cancellations and ground allocations are made. Playing numbers were again an issue, with late Friday night calls to fill out the XI were not an uncommon occurrence. However, a decent number of brand new and talented players emerged to reinvigorate the line-up, producing some encouraging results after the break. It was also great to see the return of stalwart run-machine Matt Sutherland into the fold.

President's Grade BBBBs - captained by Scott Mason. Despite missing out on silverware it was another strong season for the most experienced side in the club. They were consistently near the top of the competition, but a couple of mid-season slip-ups (including in a crucial first game in the New Year against the ultimate winners from Burnside) dropped them off the pace. The team held the Graham Frampton Memorial Challenge Cup going into the season, but relinquished it with a loss to Burnside in their opening game.

Cavaliers Twenty20 Grade Super Swingers - captained by Sam Price. Place in the top Cavaliers section, this team were again our quiet achievers in the afternoon grades. They nibbled away just on the fringes of the leading sides without ever quite breaking through to join them in contention for the title. The side finished with a wet sail, victorious in six of their last eight games for their third straight 'winning' season (with a 10-7 record).

Cavaliers Twenty20 Grade Fozzies - captained by Kade Atkinson. A new team to St Albans, the Fozzies joined us from Marist-Harewood after a hiatus from the club scene and instantly made a splash. Captain Kade Atkinson was a tour de force, blasting a century on club debut, made even more impressive by fact that the batsman retires at 40 and cannot return to the crease until everyone else has batted. Kade was dominant throughout, with his average sitting a touch below 200 with just two games remaining in the season. A third-placed finish is a promising start in their maiden season as Saints.

Representative Players

While we again didn't feature a first-class representative, Dylan Budge did make his international debut for Scotland when he returned home from his stint at Saints. Congratulations to the following:

Scotland:	Dylan Budge
Canterbury 'A':	Tyler Lortan
Canterbury U19:	Sam Gilbert
Mid Canterbury:	Ryan Cockburn, James Southby, William Southby
Northland:	Hamish Kidd
Counties Manukau:	Scott Johnston
Canty Senior Perf Squad:	Greg Dawson
Chch Metro XI:	Tyler Lortan, Bailen Thatcher
Chch Metro U15 Red:	Tom Flavell

Greg Dawson also coached the Metro U15 and U17 Red teams.

CCA Men's Club Cricket Player of the Year

This season the calculations were based on the CricHQ MVP points system and took into account all three formats of the game.

Top 10:			Points
1st	Ben Rapson	(Riccarton)	162.98
2nd	Theo van Woerkom	(Lancaster Park)	148.65
3rd	Ryan Wallace	(Sydenham)	125.80
4th	Jeff Case	(Old Boys Collegians)	125.61
5th	Matt Holstein	(St Albans)	114.69
6th	Scott Inglis	(Burnside West University)	113.38
7th	Ben Raine	(Riccarton)	111.81
8th	Matt Farrant	(Burnside West University)	111.77
9th	Tom Taylor	(Old Boys Collegians)	111.00
10th	Darren Broom	(East Christchurch Shirley)	102.51

Other St Albans players: James Tapper 92.79, Tom Meyrick 90.43, Greg Dawson 77.10, Dan Sharples 75.05, Bailen Thatcher 71.00, Ben Langrope 54.76, Tyler Lortan 48.56, Cameron Johnson 38.81, Aaron Johnstone 38.45, James Southby 34.34, Robbie Polson 31.68, Dylan Budge 20.85, William Southby 16.34, Sam Gilbert 4.50, Jack Harper 3.80, Josh Ballantine Dykes 1.75, Ryan Cockburn 1.50.

Melhuish Shield

We switched up our combinations for this season's paired-team competition, however our pre-season predictions may have been slightly askew as we ended up with two well-performed pairings but neither ending up an optimal fit. The Premier/2B Cobras and 2A Sabres/President's BBBBs combos both earned 130 points, which was good enough for joint-sixth out of the 48 entries, just 15 points behind the eventual winners. The full standings are listed in the points table section later in this book.

Summary

I believe that the season was successful for the men's side of the club, though there was still scope for improvement. The club dominated the morning grades, supplying all of the five trophies from the men's section, yet it could so easily have been more with so many of the afternoon sides in with a serious sniff at stages.

The continued growth of the club and increasing depth of talent available certainly leaves me feeling confident that the only way is up, and I am sure we will see the trophy cabinet continue to be replenished on a regular basis.

I would also like to take the time to thank the club committee and team captains for the support you have given me at various times throughout the season. The amount of work behind the scenes done by these guys is phenomenal and I appreciate all the effort you guys put in to help make my job easier.

Although I have enjoyed my time in the role of men's club captain, I am stepping down as other commitments have meant I can no longer give the job my full attention. I wish whoever my successor is a successful tenure and I will be here for support whenever it is required.

I hope everyone has an enjoyable winter break and comes back in one piece eager to kick off the new season. Given the way 2017/18 went, I am excited to see what heights this club can reach.

Clem Gibbens

We confess ...

That in spite of the care taken in producing this 2017/18 Annual Report, some mistakes may have occurred. Please accept our apologies.



Back row (from left): Aaron Johnstone, Tom Meyrick,
Robbie Polson, Tyler Lortan, Dylan Budge.
Front row: Bailen Thatcher, Greg Dawson, Ben Langrope (captain),
Dan Sharples, Matt Holstein, James Southby.

**The Premiers (above) and 2A Sabres (below) wrapped up perfect
Twenty20 campaigns with finals wins on Waitangi Day.**

Back row: Reid Gibbens, David Armitt, Hamish Williams,
Josh Ballantine Dykes, Cam Johnson, Sam Flavell.
Front row: Ryan Cockburn, Tom Flavell, Clem Gibbens (captain),
Ben Riggott, William Southby.



Women's Club Captain's Report

Overall, the season can be regarded as a less-than-satisfactory one. Though the Division 1 side was again dominant, all of our other teams struggled to win games consistently. The Premier side managed just a handful of victories. The Twenty20 Artificial Maidens struggled to field a team at times and when they did results didn't go their way. Our Youth team failed to win any matches until February when, astonishingly, they suddenly strung together three victories in a row. It was not all bad and, in fact, some young players have come through the ranks and are showing real promise for the future.

There are eight in particular that I want to mention:

In the Youth grade Estella Wallace and Lily Collier led the way. Estella turned around a horror start to develop into an outstanding all-rounder. She bowled with genuine pace and bounce and played some punishing innings late in the season. Lily's start to the season was indecisive but under Tyler Lortan's tutelage her batting and bowling were transformed. She topped the batting honours for the women's section and her off-spin proved a real threat as well.

In Division 1 the Glennie sisters were the stars. Charlotte mesmerised with ball in hand while Emily punished with the bat, including a maiden club 50. Their results were all the more impressive given how rarely the team got to play on consecutive weeks due to varying circumstances.

In the Premier side three young players made big impressions in their first full seasons. Ellena Firth showed great promise with the bat, finishing third in the run tallies and was unlucky with the ball but shows the will to improve. Lucy Murray was incredibly consistent with the ball, topping the wicket-takers list and demonstrated she will have much to offer with the bat in the future. Lastly, Georgia Edge impressed so much with her left-arm pace that the Canterbury Magicians called her into their training squad.

Finally, I would like to thank Maya Panckhurst and her club. She is a member of the Merivale-Papanui club but came to us through the zone system. She trained hard and put in genuine effort week-in and week-out, whether she was in Division 1 or Premiers. I hope she enjoyed her experience with us and will be back again next season to show she can step up to Premier level full-time.

New Members

We were very pleased to welcome many new (or returning) members to the club. Those in italics had sampled cricket with the club last season before deciding to sign up formally this year. They include:

Ella Broughton-Wealleans
Honey Gosney
Emelia Hinton

Katelyn Hogg
Chris O'Brien-Smith
Lulu Ovens

Gabby Sullivan

Members Who Have Left

We had a few players from last season who have since left town, retired or stopped playing altogether. Some occasionally still fill in for us when required (those shown in italics kindly helped us out this season). Those who left include:

Paris Andrews	Millie Kennedy	Sienna Odams
Ava Danholt	Chantalle Lewis	Sophie Oldershaw
Emma Dempsey	Mikayla Lewis	Mia Perrin
Lizzie Dillam	<i>Brianna Longdin</i>	Sophie Sinclair
Petra Jack	Grace MacRae	Mere Tumarae
Rachael Jackson	Tamzin Matuku	Sophie Wills
Shona Keaney	Nicole Moore	

We thank you for your service to the club and, as always, we will gladly welcome you back with open arms if you become available again.

Team Summaries

Premier - It was a tough season with only a few ticks in the win column. However, there was a marked increase in consistency. The standards at training were much higher and if we continue in this vein I am sure the results will not be far behind for this relatively young and inexperienced squad.

Division 1 - It was a very successful season for these girls, though with so many washouts and wins by default their season was a horrid stop-start affair all the way through; at times it seemed like they would never get a decent game of cricket. They topped the ladder in the Phyl Blackler one-day competition and were second by just 0.23 points in the Debbie Hockley Twenty20 series.

Twenty20 Artificial Maidens - The newly renamed social side would freely admit they struggled for the first time in a few seasons. They defaulted on a few occasions and had a number of games slip away from them. Hopefully they'll be rejuvenated come next season.

Youth - The team were hamstrung for much of their games before Christmas, typically playing two or three players short. Despite this, the core of the team showed heart and come February - with some players promoted from the junior side - they finally managed to string some wins together.

CMCA Women's Club Cricket Player of the Year

This calculations were again based on the CricHQ MVP points system and considered one-day cricket only.

Georgia Clarke was the first Saints player to make the top 10 in three seasons, since Amy Satterthwaite topped the standings in 2014/15.

Top 10:			Points
1st	Carolyn Esterhuizen	(Sydenham)	90.13
2nd	Jacinta Savage	(Lancaster Park)	80.97
3rd	Sharne Mayers	(Old Boys Collegians)	70.42
4th	Frances Mackay	(Lancaster Park)	70.06
5th	Bernadine Bezuidenhout	(Sydenham)	62.67
6th	Georgia Clarke	(St Albans)	60.66
7th	Melissa Banks	(Old Boys Collegians)	58.90
8th	Kate Ebrahim	(Lancaster Park)	58.26
9th	Allie Mace-Cochrane	(Old Boys Collegians)	46.06
10th	Hayley Aburn	(Old Boys Collegians)	44.94

St Albans players: Katie Morris 43.05, Natalie Cox 33.93, Georgia Edge 30.56, Lucy Murray 24.20, Sophie Gray 21.40, Amy Satterthwaite 18.18, Thamsyn Newton 17.42, Tegan Weston 12.25, Gabrielle Sullivan 12.08, Lea Tahuu 6.05, Paige van Beurten 5.34, Ellena Firth 4.82, Ash Mortimer 4.37, Ashley Harrison 1.68, Kate van Beurten 0.20, Hayley Schimanski 0.01, Brydie Washington 0.00.

Representative Players

We were again proud as a club to have three New Zealand and six provincial representatives. We also had a plethora of youngsters feature in various under-age sides, an encouraging sign for the future. Congratulations to all of the following:

New Zealand:	Thamsyn Newton, Amy Satterthwaite, Lea Tahuu
Canterbury:	Natalie Cox, Thamsyn Newton, Amy Satterthwaite, Gabby Sullivan, Lea Tahuu
Otago:	Georgia Clarke
Canterbury U21:	Georgia Edge, Sophie Gray, Katie Morris
Chch Metro U17 Red:	Georgia Edge, Charlotte Glennie, Sophie Gray
Chch Metro U17 Black:	Lily Collier, Ellena Firth, Maya Panckhurst
Chch Metro U15 Red:	Lily Collier
Chch Metro U15 Black:	Emily Glennie, Lucy Murray, Brydie Washington
CJCA U14:	Estella Wallace
CJCA Chch Red Year 7/8:	Estella Wallace, Trinity Wright
Canty Ctry Primary Girls XI:	Ashleigh Fleming, Emily Glennie, Greer Richards, Hannah Stanley, Rebecca Stanley

Sophie Gray and Georgia Edge were selected in the Canterbury Magicians squad (for 11 and three games, respectively) but neither made it into the final playing XI. Katie Morris represented the New Zealand Under-21 women at the Indoor Cricket World Cup in Dubai in September 2017.

Summary

I must thank all those parents, volunteers and coaches that assisted throughout the season. Thanks to Chris Sullivan for his work with the Premiers and to Nick Glennie with Division 1. The standards you set at training were fantastic.

Thanks also to Tyler and the overseas boys for their one-on-one coaching with some of our younger players; the improvements in their cricket were substantial.

Finally, I would especially like to thank Tegan Weston and the Youth team parents for shouldering so much of my workload while I was unavailable after Christmas.

Unfortunately, in playing terms, the numbers just aren't there at present. It's a simple fact that there are not enough women playing cricket in this city.

The women's section defaulted teams six times during the season. However, we were on the receiving end of just as many defaults, showing that it is a problem not restricted to only our club. This is despite increased co-operation between clubs to share players.

Our Division 1 side won four of their games before the Saturday had even come around and when you add in a few cancellations the team only actually got on to the field 11 times. Their leading bowler had barely 29 overs in the entire season. How can we expect players to develop in these circumstances?

There are no simple answers but I look forward to working hard with you all again next season while we try to find some.

Ryan Thomas

Visit the St Albans Cricket Club web site at:

www.stalbanscricket.co.nz

Also go to our Facebook page for the latest draws, results and club news:

www.facebook.com/stalbanscricket



Above: Greg Dawson takes a sharp chance at slip to wrap up a Premier two-day victory over Marist-Harewood.

Below: 2A Sabres quick Hamish Williams gets through the defences of a Lancaster Park batsman during the Nathan Astle Series T20 final.



Top Individual Performances

The season was somewhat affected by the weather (though not as badly as the previous year), with some teams having up to five games washed out. This didn't prevent our batsmen from racking up a healthy 12 tons however. It was a relatively fallow time for bowlers again, with only four six-fors taken for the third season running.

Remarkably, seven of the eight men's teams were represented in the hundreds stakes. The most amazing of these came from the T20-only Cavaliers grade, where batsmen have to retire at 40 and can only return once everyone else has batted. Kade Atkinson overcame this obstacle, to smash 101 not out off 52 balls for the Fozzies. Robbie Polson's 131 not out for the Premier men also came in the same format, breaking James Richards' club T20 record of 111 not out for the 2A Sabres last year. The best women's knock came from Ellena Firth (87 not out in Division 1).

The top knock for the season came on the pristine Hagley Oval, with Premier opener Greg Dawson batting through the entire 50 overs against Marist-Harewood to post an unbeaten 146. He surpassed his previous best of 116 against East Christchurch Shirley in 2014. He shared a stand of 212 with Tyler Lortan, who twice came close to three figures without getting there; his 98 was followed by 91 the following week. There were five other scores in the 90s, the highest coming from Paul Partridge (in his 100th innings for the club), who fell agonisingly short of a maiden century after running out of overs on 98. Two others registered Saints career-best scores which also stopped just shy of the mark: William Southby (96 for 2A Sabres) and Dan Sharples (90 for Premier men).

Joel Turner, Sam Flavell and Mark Hampton each scored two centuries during the season. Remarkably it's the fifth season Hampton has managed to ton-up more than once, as he now sits on 17 for the club. Others to now have more than one for Saints are: Matt Sutherland (nine), Greg Dawson (five), Joel Turner (four), Sam Flavell (three).

On the bowling front we possibly had our youngest ever leaderboard-topper, with left-arm seamer Connor Falloon's 6-13 for the 3C Buccaneers against Riccarton coming at the tender age of 16. The last five of his victims were clean bowled and with that he vaulted to the top of the board, knocking Ryan Cockburn off, whose 6-27 for the 2A Sabres was taken only a couple of hours earlier. Despite being only the fifth playing day of the season, neither's figures were bettered. Matt Holstein and Clem Gibbens both took their third six-fors for the club later in the season. The best figures from the female section were produced by Estella Wallace (5-3) for the Youth women against Lancaster Park.

Nobody quite managed a 10-wicket match haul, with the closest being Holstein (9-65 off 31.2 overs against Easts) and Cam Johnson (9-89 off 25 against Burnside West University), both for the Premier men. After no hat-tricks last year the dam finally burst, with no fewer than six being taken by Saints bowlers. President's BBBBs left-armer Scott Mason really went to town, not only taking two of them but one was a double

(the first four-in-four effort since Amy Satterthwaite in 2009/10). 'Potty' now has six St Albans hat-trick balls sitting on his mantelpiece. Club newcomer Manpreet Sharma pulled off the rare feat of scoring a century and taking a hat-trick in the same season, with the last instance coming in 1999/00 when Grant Hall scored 104 then took a double hat-trick a week later for the fifth grade 'B' team (BBBs).

There weren't many standout all-round performances this season, though Sam Gilbert scored 80-plus and took a three-for twice in a fortnight for the 2A Sabres in November.

Batting:		Grade	Opposition	Date
Greg Dawson	146*	Premier Men	v Mar-Hare	11/11/17
Robbie Polson	131*	Premier Men	v Heath	20/01/18
Matt Sutherland	126*	4A Men	v MP Accessman	04/11/17
Joel Turner	122	3C Buccaneers	v BWU Strikers	04/11/17
Sam Flavell	113	2A Sabres	v Ricc	09/12/17
Josh Ballantine Dykes	111*	2A Sabres	v ES	17/03/18
Manpreet Sharma	111	2B Cobras	v Heath	05/11/17
Mark Hampton	105*	President's BBBBs	v ES Blue	17/02/18
Sam Flavell	105*	2A Sabres	v ES	17/03/18
Joel Turner	104	3C Buccaneers	v Rich	16/12/17
Kade Atkinson	101*	Cavaliers Fozzies	v ES Sheas	21/10/17
Mark Hampton	101	President's BBBBs	v Sum	04/11/17

Bowling:		Grade	Opposition	Date
Connor Falloon	6-13	3C Buccaneers	v Ricc	11/11/17
Ryan Cockburn	6-27	2A Sabres	v ES	11/11/17
Matt Holstein	6-40	Premier Men	v ES	03/03/18
Clem Gibbens	6-44	2A Sabres	v Syd	24/02/18

Hat-tricks:		Grade	Opposition	Date
Ryan Cockburn	6-27	2A Sabres	v ES	11/11/17
Wade Millar	3-6	4A Men	v LP Orcas	11/11/17
Scott Mason	5-6+	President's BBBBs	v LP	02/12/17
Damien Whiting	3-17	Cavaliers Fozzies	v Mar-Hare Avesec	09/12/17
Manpreet Sharma	5-46	2B Cobras	v OBC	03/02/18
Scott Mason	3-15	President's BBBBs	v Syd Hospital	17/03/18

+ double hat-trick

St Albans Awards Winners, 2017/18

Most Ducks Cup:

Ashley Harrison (Premier Women) - 8 ducks

Most Sixes Crown:

Kade Atkinson (Cavaliers T20 Fozzies Men) - 27 sixes

Most Economical Twenty20/One-day Bowling Figures:

4 overs: Charlotte Glennie (Division 1 Women) - 4-2-2-0

5 overs: Elrie Jordaan (Social T20 Artificial Maidens Women) - 5-1-11-1

8 overs: Abraham MacDougall (3C Buccaneers Men) - 8-2-9-2

10 overs: Matt Holstein (Premier Men) - 10-5-12-2

Most Runs Scored Off An Over (by a batsman):

Kade Atkinson (Cavaliers T20 Fozzies Men) - 28 runs

Most Runs Conceded Off An Over (by a bowler):

Ashley Harrison (Premier Women) - 29 runs

Best All-rounders:

Men (morning): Manpreet Sharma (2B Cobras Men) - 582 runs and 24 wickets

Men (afternoon): Kade Atkinson (Cavaliers T20 Fozzies) - 408 runs and 14 wickets

Women: Georgia Clarke (Premier Women) - 262 runs and 13 wickets

Keeper: Joel Turner (3C Buccaneers/President's Men) - 817 runs and 21 dismissals

Rod McCurdy Award

(for faux pas, cricketing misdemeanours, peccadilloes and violations of cricketing etiquette, skill and social acceptability):

Josh Ballantine Dykes

Gunna Award

(for claiming they were 'gunna do this' and 'gunna do that' often during the season):

Joel Turner

Best After-match Speech Award:

Josh Ballantine Dykes

Personality of the Year:

Josh Ballantine Dykes

Noel Love Memorial Trophy

(for the older St Albans member who shows outstanding enthusiasm, dedication, camaraderie and social interaction, both on and off the field):

Kris Pagan

Supporter of the Year:

Paul Collier

Peers Cup

(club member contributing most on and off the field):

Clem Gibbens

Zin Harris Memorial Cup

(young male player of the year):

James Southby (Premier/2A Sabres Men)

Kim Jamieson Memorial Cup

(young female player of the year):

Sophie Gray (Premier Women)

Most Improved Young Female Player of the Year:

Emily Glennie (Premier/Division 1 Women)

Twenty20 Batsman of the Year

Kade Atkinson (Cavaliers T20 Fozzies Men) - 408 runs at 102.00

Twenty20 Bowler of the Year

Ben Anderson (Cavaliers T20 Super Swingers Men) - 20 wickets at 9.65

Fielder of the Year Award

(most catches by a non-wicket-keeper):

David Armitt (2A Sabres Men) - 16 catches

Daygo Award

(most afternoon grade wicket-keeping dismissals):

Joel Turner (3C Buccaneers Men) - 21 dismissals

Frank O'Brien Memorial Cup

(best batting average, 400+ runs):

Kade Atkinson (Cavaliers T20 Fozzies Men) - 102.00 (408 runs)

Cyril Crawford Memorial Cup

(most runs):

Joel Turner (3C Buccaneers/President's BBBBs Men) - 817 runs

Tom Burtt Memorial Cup

(best bowling average, 25+ wickets):

Scott Mason (President's BBBBs Men) - 7.07 (46 wickets)

Don Sandman Memorial Cup

(most wickets):

Scott Mason (President's BBBBs Men) - 46 wickets

Bob Webb Memorial Cup

(most wicket-keeping dismissals):

Tom Flavell (2A Sabres Men) - 40 dismissals

Team Players of the Year:

Premier Men: Tom Meyrick

2A Sabres Men: Josh Ballantine Dykes

2B Cobras Men: Manpreet Sharma

3C Buccaneers Men: Joel Turner

4B Men: Matt Sutherland

President's BBBBs Men: Scott Mason

Cavaliers T20 Super Swingers Men: Ben Anderson

Cavaliers T20 Fozzies Men: Kade Atkinson

Premier Women: Georgia Edge

Division 1 Women: Maya Panckhurst

Social T20 Artificial Maidens Women: Punam Dahya

Club Player of the Year:

Josh Ballantine Dykes

NZC/CCA/Metro Awards Winners, 2017/18

Grade winners:

Premier Men - Two-day competition
Premier Men - Dick Motz Series (Twenty20)
2A Sabres Men - One-day competition
2A Sabres Men - Nathan Astle Series (Twenty20)
2B Cobras Men - One-day competition
Division 1 Women - Phyl Blackler Series (one-day)
Division 1 Women - Debbie Hockley Series (Twenty20)

Club cricket awards:

Premier Men's Club Team of the Year


(selections based on performances in the one-day and two-day competitions):

Greg Dawson



2017/18 St Albans Cricket Club player of the year Josh Ballantine Dykes.
He scored 653 runs, took 13 wickets and pocketed 15 catches to be a significant driving force behind two white-ball titles for the 2A Sabres.

TEAM REPORTS



Final Men's Competition Points

Premier Trophy (two-day)

St Albans	117.45
Lancaster Park	85.30
Sydenham	77.20
East Christchurch Shirley	73.19
Burnside West University	72.53
Old Boys Collegians	70.68
Riccarton	59.55
Marist-Harewood	34.39

* - denotes Challenge Trophy holders

2A Grade Trophy (two-day)

Burnside West University	87.26
Riccarton	62.74
St Albans SABRES	60.88
Lancaster Park	54.75
East Christchurch Shirley	36.48
Sydenham	33.78

2B Grade Trophy (two-day)

Hornby	79.03
Old Boys Collegians (2A)	78.03
Merivale-Papanui	51.95
St Albans COBRAS	43.36
Lancaster Park	37.93
Heathcote	35.24

Dick Motz Series (T20) - Pool 1

St Albans	23
Burnside West University	18
Sydenham	18
Sumner (Sen A)	8
Marist-Harewood	8
Heathcote (Sen A)	3

Dick Motz Series (T20) - Pool 2

East Christchurch Shirley	23
Riccarton	18
Lancaster Park	13
Old Boys Collegians	13
Halswell (Sen A)	8
Merivale-Papanui (Sen A)	3

Semi: **St A beat Ricc**

Semi: **ES beat BWU**

Final: **St A beat ES**

Premier Cup (one-day)

*-Old Boys Collegians	28
Burnside West University	23
St Albans	23
Riccarton	22
Lancaster Park	22
Sydenham	20
East Christchurch Shirley	17
Marist-Harewood	0

Semi: **OBC beat Ricc**

Semi: **BWU beat St A**

Final: **BWU beat OBC**

2A Grade Cup (one-day)

St Albans SABRES	82
Burnside West University	77
Lancaster Park	58
Riccarton	47
East Christchurch Shirley	36
Sydenham	15

Semi: **BWU beat LP**

Final: **St A SABRES beat BWU**

2B Grade Cup (one-day)

Old Boys Collegians (2A)	83
St Albans COBRAS	61
Heathcote	54
Merivale-Papanui	53
Hornby	31
Lancaster Park	21

Semi: **St A COBRAS beat Heath**

Final: **St A COBRAS beat OBC (2A)**

Nathan Astle Series (T20) - Pool 1

St Albans SABRES	23
Lancaster Park	18
Burnside West University	13
East Christchurch Shirley	11
Sydenham	8
Old Boys Collegians	6

Nathan Astle Series (T20) - Pool 2

Riccarton	23
New Brighton (Sen A)	18
Hornby (2B)	18
St Albans COBRAS (2B)	8
Heathcote (2B)	3
Lancaster Park-Addington (Sen A)	3

Semi: **St A SABRES beat NB (Sen A)**

Semi: **LP beat Ricc**

Final: **St A SABRES beat LP**

3C Grade - Championship

Southern Districts	75
St Albans BUCCANEERS	70
Burnside West University Strikers	65
Richmond	65
Halswell	55
Riccarton	50
Hornby	40
Marist-Harewood	40

3C Grade - Trophy

Final: **SD v St A BUCCS** - cancelled

3rd Place: BWU v Rich - cancelled

5th Place: Hals v Ricc - cancelled

7th Place: Horn v Mar-Hare - cancelled

President's Grade - Championship

*-Burnside West University Foxes	97
Merivale-Papanui Identity Signs	92
St Albans	82
Sumner	67
Old Boys Collegians-East Shirley Gold	67
Hornby	57
Sydenham Cardinals	52
Sydenham Hospital	47
East Christchurch Shirley Blue	47
Merivale-Papanui Accessman	42
Lancaster Park	24

Cavaliers T20 Grade (Sec 1) - Championship

Old Boys Collegians Super Colds	77
Halswell Vets	67
St Albans SUPER SWINGERS	65
Riccarton Hogs	65
Marist-Harewood	60
Burnside West University Dubai DT	48
Richmond New Yorker Porkers	30
Southern Districts	27

Cavaliers T20 Grade (Sec 2) - Championship

Burnside West University Ghetto Hustlers	67
East Christchurch Shirley Sheas	67
Heathcote Cavs	67
Heathcote Blazers	62
St Albans FOZZIES	57
Parklands	55
Marist-Harewood Avesec	52
The Buffaloes	42
No. 4 Experience	34
x-Old Boys Collegians 7th XI	19
Pirates	19
Southern Districts Cobras	12
Burnside West University The Believers	11
Sydenham Tamil XI	6

4A Grade - Championship

Marist-Harewood	54
Scots Raiders	49
Riccarton Everest Warriors	44
The Wanderers	44
Richmond Gold	44
Merivale-Papanui Rebels	39
City Eagles	39
Prebbleton	34
Richmond Blue	24
Riccarton Telugu Thunders	24
Merivale-Papanui Accessman	24
St Albans	24
Lancaster Park Orcas	14
Heathcote	14

4A Grade - Trophy

Scots Raiders 80, Mare-Hare 77,
Ricc Everest Warriors 67, Wanderers 67,
MP Rebels 60, Preb 59,
City Eagles 57, Rich Gold 54

4A Grade - Bottom 6

Riccarton Telugu Thunders	41
Heathcote	23
Lancaster Park Orcas	23
St Albans	21
Merivale-Papanui Accessman	21
Richmond Blue	6

* - denotes the current holder of the
Graham Frampton Challenge Cup

x - denotes withdrawn during
the season by its club

Cavaliers T20 Grade (Sec 2) - Trophy

Heathcote Cavs	85
Burnside West University Ghetto Hustlers	85
St Albans FOZZIES	75
East Christchurch Shirley Sheas	75
Heathcote Blazers	70
Parklands	63

Cavaliers T20 Grade (Sec 2) - Bottom 7

Mar-Hare Avesec 67, The Buffaloes 57,
No. 4 Experience 49, Pirates 32,
BWU The Believers 21, SD Cobras 12,
Syd Tamil XI 11

Club Competition Points

PETERSEN SHIELD

East Christchurch Shirley	7.47
St Albans	6.80
Riccarton	6.75
Burnside West University	6.51
Old Boys Collegians	5.61
Marist-Harewood	5.60
Sydenham	4.80
Lancaster Park	4.76

HADLEE TROPHY (Premier two-day)

Riccarton	393
St Albans	389
Burnside West University	380
Lancaster Park	362
Sydenham	357
East Christchurch Shirley	355
Old Boys Collegians	335
Marist-Harewood	326

MELHUISSH SHIELD

ES - 3A & 3B	145	OBC - Prem & 3A	80
Heath - Sen A & Cavs	145	St A - Prem Women & Div 1 Women	80
SD - 3C & 3D	140	BWU - 3A & 3B	75
Mar-Hare - 3A & 4A	135	BWU - 2C & 3C	75
BWU - Prem & Pres	130	OBC - 3D & Pres	70
St A - Prem & 2B	130	NB - Sen A & 3B	70
St A - 2A & Pres	130	Syd - Pres Hospital & T20 Women	70
BWU - 2A & Cavs Dubai DT	120	Heath - 2B & Cavs Blazers	70
Syd - Prem & 3D Cardinals	115	Mar-Hare - Cavs Avesec & Cavs Smart L	70
OBC - Cavs Super Colds & Prem Women	110	BWU - Cavs Believers & Cavs Ghetto H	65
MP - 3D & Pres Identity Signs	110	Mar-Hare - 3B & 3C	65
OBC - 2B & 2C	105	Ricc - 3D & 4A Telugu Thunders	65
Sum - Sen A & 3A	105	LP - Sen A & 4B	60
Hals - Sen A & Cavs	90	Syd - Pres Cardinals & Prem Women	60
LP - 2B & Prem Women	90	Ricc - 3A & Cavs	60
ES - Prem & Cavs	90	Heath - 3B & 4B	55
MP - Sen A & 2B	90	Mar-Hare - Prem & 2C	55
Ricc - Prem & 2A	90	ES - 2A & Pres Blue	50
Ricc - 3C & 4A Everest Warriors	90	MP - 4A Rebels & Pres Accessman	50
LP - Prem & 2A	85	LP - Pres & Div 1 Women	30
Rich - 3A & 4A Gold	85	Syd - 2A & 3B	30
Horn - 2B & Pres	85	SD - Cavs Buzz & Cavs Cobras	15
SD - 2C & 3B	85	Hals - 3B & 3C	0
St A - 3C & 4A	85	Syd - 2C & 4A	0



St Albans Cricket Club

2018/19 PRE-SEASON TRAINING

at the
**New Zealand Cricket High Performance Centre
Calder Drive, Lincoln University**

For those wishing to trial for the following teams:

Morning Men's Grades

Tuesdays (7-9pm), from August 14 through to September 18 &
Thursdays (7-9pm), from August 23 through to September 20

Women's & Afternoon Men's Grades

Tuesdays (7-9pm), September 11 & September 18 &
Thursdays (7-9pm), September 13 & September 20

A small charge of \$5 will be made per person to cover the costs
of hiring the nets - please bring this with you on the night.

Bring your own cricket gear - balls will be provided

New members are very welcome to attend. Other grades will be
catered for during September at the same venue if the need is there.

For further information contact:

Pierre Flavell (Chairman) Ph: 021 269 5926 (M)



Above: Dylan Budge smashes a boundary in the Premier men's commanding win in the Dick Motz Series T20 final against East Christchurch Shirley.

Below: 2B Cobras seamer Manpreet Singh nips one back through the gate to claim another victim in a one-day win over Merivale-Papanui.



Premier Men

	P	W	L	D/T/NR	Place
Two-day:	7	6	0	1	1st (8)
One-day:	8	4	4	0	3rd (8)
Twenty20:	6	6	0	0	1st (12)
Total:	21	16	4	1	

A strong pre-season squad on paper assembled, including some missing faces from previous years being welcomed back as well as a few new players. After the rebuilding phase the team went through in recent years we were confident that the team would be more than competitive in all three formats.

Two-day competition

As usual, this was broken up into two October games, one before Christmas and the remaining four to finish the season. Day one of the season opener against Lancaster Park was washed out and the following week wasn't much better, but Metro managed to get all the Premier games on the artificial pitches at Warren Park. After both teams forfeited their first innings we came away with a tight two-wicket outright win, chasing down 212 in 44.4 overs. This was on the back of a run-a-ball 50 from Dan Sharples and a tense 24-run ninth-wicket partnership between James Southby and Aaron Johnstone to see us home. We then comfortably took care of Marist-Harewood by 131 runs at Hagley 3. Dan Sharples' 90 was the foundation for a 46-run first-innings lead, extending that to 229 before declaring again. Tom Meyrick picked up twin four-fors in the match as he and spin partner Matt Holstein (5-32) cleaned up the Marist chase for just 99.

Pace man Cam Johnson starred with a nine-wicket match haul at Burnside, with his 4-19 on the opening morning justifying the decision to bowl first as he rolled them for 91. James Southby's 65 steered us to a healthy 118-run lead before Cam took his maiden Premier five-for to leave us a target of just 106. Robbie Polson was in a hurry to get it over and done with, smashing a run-a-ball 53 as we wrapped up a nine-wicket win in less than half of the 45 overs available.

With white-ball cricket out of the way, we sought to maintain or extend our lead at the top of the table come the resumption of two-day cricket in February. After rain washed out day one at Upper Riccarton Domain, play started an hour early to make up some time the next week. After first-innings forfeitures we won the crucial coin flip which ensured we bowled first on a grassy wicket. All six bowlers used picked up wickets as we tore through Riccs for 119 in less than 35 overs. Though wickets fell steadily throughout our chase, the middle order didn't muck around as they knocked off the required runs. The four-wicket victory gave us a two-win buffer over the field with three rounds to play.

OBC put us under a bit of pressure at Elmwood after posting a respectable 229/8 before claiming a 58-run lead. A bit of mid-week rain spiced up the pitch for the second morning and Jack Harper took full advantage to swing the momentum of the game right around. His superb 5-26 off 11.5 overs helped to roll OBC for 94, leaving us a gettable target of 153 with a truckload of overs available. It wasn't straightforward however, as we first slumped to 39/4 and then again to 111/7. Tyler Lortan remained steadfast throughout the carnage though, making an unbeaten 63 and sharing in a crucial match-winning stand of 43 with Harper to limp across the line in 52 overs.

We bowled out Easts for 129 on the back of an outstanding spell of 6-40 by Matt Holstein before securing a 67-run lead, which proved more than handy in a relatively moderate scoring game. Three more wickets from Holstein plus 5-49 by fellow spinner Meyrick left us needing only 82 for victory. Lortan smashed 52 not out as we rocketed to an eight-wicket win and wrap up the title with a round still to play.

While the trophy had been secured, the final game was far from a dead rubber, with the boys pursuing a rare perfect Premier two-day campaign. The first day against Sydenham went perfectly to script as we declared after just 46 overs with a healthy 215 on the board, with Dan Sharples (61 not out) and Ben Langrope (58) rattling up a 121-run stand for the fifth wicket at run-a-ball pace before pulling the pin. Both then did the main damage with the ball with three wickets apiece as Syds were vanquished for 114 quickly enough for them to be sent in again for a testing final hour. A further three scalps before stumps left us in the driver's seat to go seven-from-seven; alas, the wild mid-week weather didn't play ball, rendering the pitch nearly unplayable on day two. We managed a late start and a further 29 overs but Sydenham resisted enough to edge past our total while only losing three more wickets before a draw was agreed upon in the gloom. It wasn't how we would have liked to round the season out, but this was quickly forgotten as the team celebrated hard into the night with the trophy, having finished 32 points ahead of the next best side.

One-day competition

An up-and-down campaign - which included wins over Riccs, LP, Marist and Easts and losses to Burnside, OBC and Sydenham - saw us qualify third after the round-robin. Two games stood out as highlights, the first coming in the second of our two games on Hagley Oval, where we amassed 307/6 based around a mammoth 146 not out from Greg Dawson, who shared a 212-run second-wicket stand with Tyler Lortan (a season-best 98). Marist never came close, with Bailen Thatcher's maiden Premier five-wicket bag restricting them to just 199 in response.

The second came in a thrilling tussle with Easts at Burwood Park the following week, a game that we will never forget. After making a competitive total of 215 (after another score in the 90s from Lortan), our backs were soon well and truly against the wall; at the halfway stage Easts were 132/1, only needing 84 off 25 overs with 9 wickets left. After

a stern team-talk at drinks we needed a hero to rise up from the grave and get us back in the game. There was no better man to chuck the ball to than James Southby, and the 'corpse' didn't disappoint; he bowled 10 overs for just 22 runs, picking up five scalps along the way. The bowlers worked as a unit to keep it tight at the other end as Southby ripped the middle order apart. Going into the last over Easts needed eight for victory with one wicket remaining. Tom Meyrick held his nerve to bowl the over of the season, conceding just two singles to secure another mighty Saints win and a strong contender for comeback of the year.

In the semi-final we faced a team we had lost comfortably to earlier, finding ourselves up against Burnside away from home again. Despite heading into the match on the back of twin losses we were still confident we could pull things together on the big occasion. We were inserted on a grassy-but-true strip but frustratingly were unable to string together enough decent partnerships. Greg Dawson showed some real fight, holding firm at one end for 40 overs for a battling 64, but with little support we eventually succumbed for 160. Early wickets were the key to us getting back into the contest but Burnside came out with all guns blazing, knocking the runs off in just 27 overs. We got a somewhat bittersweet payback on the same pitch the following week, easily wrapping up the two-dayer we had been in the middle of at the time.

Twenty20 competition

The first game back after the Christmas break we were set to play Burnside for a third straight time, however this game was washed out. The Sydenham fixture the following week was a very special one for Aaron Johnstone, as he chalked up an amazing 300th Premier cap for the club. The lads didn't disappoint either, putting together a scrappy (but pleasing) victory by 32 runs. Spin twins Meyrick and Holstein rescued us from 62/6 with a blazing stand of 52 to reach a defendable total before miserly spells from Langrope, Tapper, Thatcher and Holstein ensured victory. In the afternoon fixture against Heathcote Robbie Polson played a remarkable innings which showcased his true power. His blazing knock of 131 not out off 73 balls, including 10 fours and 10 sixes helped the team post a mammoth 202/2. More tight bowling meant Heathcote never had a chance, with even Polson burgling a wicket as they were restricted to 124/7.

Comfortable wins against Marist and Sumner followed, ensuring we remained unbeaten and duly qualified for the knockout phase top of our pool. Polson backed up his big ton with a rapid 47 and with four of our bowlers conceding 17 or fewer off their four overs Marist never had a shot at hunting down our 152/7. The bowlers nearly matched that in the afternoon, with four conceding 18 at worst; James Tapper was the star with 4-14 off four. Dylan Budge was promoted to open, making it count with an unbeaten 48 off 38 balls to see off Sumner's 80 in under 12 overs.

In our Thursday night semi-final on Hagley 5, Bailen Thatcher (3-17 off four) led our consistent bowling unit as Riccarton managed just 123/7.

With form man Polson unavailable, James Southby stepped into his shoes to play his best innings, smashing 63 off just 44 balls. With steady partners in Lortan and Budge we made it home with four overs and seven wickets to spare, keeping the 100 percent record intact moving to the final.

On the same track on Waitangi Day we put Easts in to bat first in the final. Though they got off to a steady start we built enough pressure to at last break through, leading to a healthy trickle of wickets thereafter. Tom Meyrick's off-spin claimed 4-18 off four overs to leave us needing only 111 to claim the title. The in-form 'Bash Brothers' Polson and Southby didn't disappoint in getting us off to a flyer, with their opening stand broken at 82 in the 10th over. With the majority of the damage now done the boys cruised home in the 17th over having only lost three wickets. A perfect six-from-six campaign saw us pick up another hard-earned but well-deserved piece of silverware.

Congratulations to the following:

- Aaron Johnstone - 300th Premier cap
- Matt Holstein - 300th Premier wicket
- Ben Langrope - 300th Premier wicket
- Tyler Lortan - Canterbury 'A' selection
- Dylan Budge - debut for Scotland
- Tom Meyrick - team player of the year

Overall it was an outstanding year for our side, picking up two out of three competitions and remaining unbeaten in the second half of the season: nine straight wins and closing in a dominant position in a rain-affected draw. We were mighty pleased to be able to play our part in a hugely successful year for the morning grade sides and the club as a whole.

Everyone has stood up and performed at different stages of the year and it's pleasing to see young guys developing into quality cricketers and pushing for higher honours. Personally, I believe that this is one of the strongest squads we have had in the club and I am excited to see what we could achieve next season and beyond.

Thanks to the following people: Greg Dawson, for coaching the side to another successful season; the committee, for their support; Nicola Blue, for giving up her time to be involved as our scorer; and Tyler Lortan (pro), Josh Ballantyne Dykes and Dylan Budge, for making the trek from the far side of the world to play for us - we welcome you all back with open arms any time.

I trust you all have a safe off season and I very much look forward to doing it all again next year.

Ben Langrope

Premier Men Two-day Averages, 2017/18

	Mat	Inn	NO	HS	Runs	Ave	100	50	Ct	St	O	M	R	W	Ave	Best	4wi	5wi	SR	Econ
JJ Ballantine Dykes	1	1	0	5	5	5.00	-	-	-	-	-	-	-	-	-	-	-	-	-	-
DE Budge	4	6	1	50	151	30.20	-	1	4	-	-	-	-	-	-	-	-	-	-	-
RN Cockburn	1	1	0	15	15	15.00	-	-	-	-	-	-	-	-	-	-	-	-	-	-
GJ Dawson	6	10	1	58	241	26.78	-	1	8	-	1	0	5	0	-	-	-	-	-	5.00
SJ Gilbert	1	2	0	19	20	10.00	-	-	2	-	-	-	-	-	-	-	-	-	-	-
JLF Harper	2	2	1	23*	36	36.00	-	-	1	-	23.5	9	67	6	11.17	5-26	-	1	23.8	2.81
MP Holstein	7	7	0	34	90	12.86	-	-	6	-	106.5	24	266	22	12.09	6-40	-	2	29.1	2.49
CF Johnson	6	3	1	13	17	8.50	-	-	5	-	62	10	242	13	18.62	5-70	1	1	28.6	3.90
AF Johnstone	7	3	1	22*	27	13.50	-	-	12	1	2	0	9	0	-	-	-	-	-	4.50
BJ Langrope	6	8	2	58	231	38.50	-	2	5	-	35.2	7	95	7	13.57	3-8	-	-	30.3	2.69
TM Lortan	5	8	3	63*	197	39.40	-	2	9	-	-	-	-	-	-	-	-	-	-	-
TA Meyrick	7	7	1	26	75	12.50	-	-	3	-	90.4	13	255	21	12.14	5-49	3	1	25.9	2.81
RA Polson	3	4	0	53	95	23.75	-	1	2	-	1	0	4	0	-	-	-	-	-	4.00
DJ Sharples	7	9	1	90	298	37.25	-	3	6	-	25	2	109	7	15.57	3-37	-	-	21.4	4.36
JM Southby	6	8	1	65	156	22.29	-	1	3	-	16	2	64	2	32.00	2-14	-	-	48.0	4.00
WT Southby	2	3	0	37	51	17.00	-	-	2	-	-	-	-	-	-	-	-	-	-	-
JH Tapper	6	4	3	21*	47	47.00	-	-	1	-	113.3	33	334	21	15.90	4-54	2	-	32.4	2.94
BJ Thatcher	7	4	1	28*	46	15.33	-	-	1	-	76	20	253	9	28.11	3-51	-	-	50.7	3.33

Premier Men One-day Averages, 2017/18

	Mat	Inn	NO	HS	Runs	Ave	100	50	Ct	St	O	M	R	W	Ave	Best	4wi	5wi	SR	Econ
GJ Dawson	6	6	1	146*	332	66.40	1	1	2	-	-	-	-	-	-	-	-	-	-	-
MP Holstein	8	8	2	43	136	22.67	-	-	5	-	61.2	10	203	10	20.30	3-28	-	-	36.8	3.31
CF Johnson	2	1	0	5	5	5.00	-	-	-	-	14	1	79	0	-	-	-	-	-	5.64
AF Johnstone	7	5	3	7*	17	8.50	-	-	10	2	-	-	-	-	-	-	-	-	-	-
BJ Langrope	8	8	0	48	109	13.63	-	-	1	-	32	0	175	3	58.33	2-36	-	-	64.0	5.47
TM Lortan	7	7	0	98	286	40.86	-	3	4	-	3	0	16	0	-	-	-	-	-	5.33
TA Meyrick	8	8	2	42*	95	15.83	-	-	2	-	57.3	3	255	11	23.18	3-24	-	-	31.4	4.43
RA Polson	8	8	0	51	163	20.38	-	1	1	-	2	0	10	0	-	-	-	-	-	5.00
DJ Sharples	8	8	0	53	130	16.25	-	1	5	1	14	1	46	2	23.00	1-19	-	-	42.0	3.29
JM Southby	7	7	1	49*	78	13.00	-	-	1	-	26	2	110	6	18.33	5-22	-	1	26.0	4.23
WT Southby	3	3	0	16	23	7.67	-	-	3	-	-	-	-	-	-	-	-	-	-	-
JH Tapper	8	6	1	5	11	2.20	-	-	3	-	60.4	4	247	15	16.47	4-32	2	-	24.3	4.07
BJ Thatcher	8	5	1	39	88	22.00	-	-	4	-	57.1	7	262	15	17.47	5-36	-	1	22.9	4.58

Premier Men Twenty20 Averages, 2017/18

	Mat	Inn	NO	HS	Runs	Ave	100	50	Ct	St	O	M	R	W	Ave	Best	4wi	5wi	SR	Econ
DE Budge	6	5	2	48*	116	38.67	-	-	4	-	-	-	-	-	-	-	-	-	-	-
GJ Dawson	6	5	1	29	46	11.50	-	-	2	-	-	-	-	-	-	-	-	-	-	-
MP Holstein	6	2	1	21	24	24.00	-	-	3	-	20	0	106	3	35.33	1-18	-	-	40.0	5.30
AF Johnstone	6	1	0	1	1	1.00	-	-	4	2	-	-	-	-	-	-	-	-	-	-
BJ Langrope	6	2	0	21	30	15.00	-	-	4	-	22	3	95	11	8.64	2-5	-	-	12.0	4.32
TM Lortan	6	6	1	41	127	25.40	-	-	1	-	3	0	28	1	28.00	1-28	-	-	18.0	9.33
TA Meyrick	6	2	0	36	43	21.50	-	-	2	-	21	0	111	10	11.10	4-18	1	-	12.6	5.29
RA Polson	5	4	1	131*	215	71.67	1	-	2	-	1	0	4	1	4.00	1-4	-	-	6.0	4.00
DJ Sharples	6	5	2	10*	32	10.67	-	-	3	-	10	1	48	2	24.00	1-10	-	-	30.0	4.80
JM Southby	2	2	1	63*	108	108.00	-	1	1	-	1	0	5	0	-	-	-	-	-	5.00
JH Tapper	5	1	1	1*	1	-	-	-	2	-	20	0	95	7	13.57	4-14	1	-	17.1	4.75
BJ Thatcher	6	2	2	8*	11	-	-	-	1	-	22	1	109	8	13.63	3-17	-	-	16.5	4.95



St Albans Premier Men's Two-day Trophy Winners, 2017/18

Back row: BJ Thatcher, CF Johnson, JJ Ballantine Dykes, JH Tapper, TA Meyrick.
 Middle row: NM Blue (scorer), DE Budge, JM Southby, JLF Harper, TM Lortan, WT Southby.
 Front row: DJ Sharples, GJ Dawson, BJ Langrope (captain), AF Johnstone, MP Holstein.
 Absent: RN Cockburn, SJ Gilbert, RA Polson.



Chairman Pierre Flavell presents Aaron Johnstone with a special engraved tankard, in recognition of him becoming the first men's player to make 300 Premier appearances for St Albans.

Aaron finished the season by also becoming the first wicket-keeper to effect 600 dismissals in Christchurch club cricket.

2A Grade Men SABRES

	P	W	L	D/T/NR	Place
Two-day:	5	2	2	1	3rd (6)
One-day:	10	8	2	0	1st (6)
Twenty20:	6	6	0	0	1st (12)
Total:	21	16	4	1	

We came into the season on a high after winning our first piece of silverware in the 2A grade for a decade on the last day of the previous season. Luckily, the majority of the team returned, meaning we knew we had a side which was capable of winning another title.

We did lose some players: wicket-keeper/batsman Alister Collins picked up an off-season injury that required surgery, thus ruling him out for the season; and Sean Carston and Ben Alexander got recruited to the Canterbury Country competition.

We did gain a couple of new players in the form of 15-year-old Tom Flavell (the third Flavell currently with the club along with father Pierre and brother Sam) who replaced Alister behind the sticks, and Josh Ballantine Dykes, an overseas amateur from Salisbury, England amongst others.

The experimental timed cricket format was dropped from the previous season and replaced with a second round of one-day games instead. The season duly kicked off with the one-dayers, a competition we've had scant success in historically.

It was a slow start as the first day was called off due to the weather. The rest of the round-robin went uninterrupted, and saw the boys finish in top spot with a 7-2 record. The key round-robin game was a one-wicket win over Burnside West University, which saw Josh shepherding the tail to guide the team home single-handedly, finishing on an unbeaten 94 out of 167.

As top qualifier we were straight into the final, where we met Burnside again. After being asked bowl on a flat Hagley 3 deck, the team struggled to hold back Burnside's power batting unit and found ourselves needing 255 for victory. A slow but steady early platform had been set but we soon found ourselves a little behind the eight-ball with a rising required rate as wickets fell in clumps. Josh and Will Southby combined for a crucial partnership, getting us to within 80 with 10 overs remaining. Will soon departed but, importantly, Josh remained to the end for the Sabres to claim a four-wicket win and finish 2017 in style.

We switched to Twenty20s in the New Year and what a competition it was. The first weekend was rained out but from there the boys didn't look back as we completely dominated the competition, going through unbeaten.

We made short work of our semi-final opponents New Brighton and then Lancaster Park in the final. The bowlers in particular were devastating, none more so than left-arm spinner David Armitt, who finished with 11 wickets at an average of 6.64 and economy rate of 3.32, which is quite incredible given the nature of the format. At the moment of winning the T20 competition for the first time, we held all three active titles in the grade: the two limited-overs competitions plus the two-dayers from the previous season.

To close out the season we set about defending our two-day trophy and perform a rare season clean sweep of titles. This was historically the format we were most dominant in too, but it wasn't meant to be.

A frustrating draw against Riccarton followed by a crushing defeat to eventual winners Burnside and then Sydenham put paid to any of our aspirations. We bounced back from this ignominy with two powerful wins - by 10 wickets and by an innings inside a day - to ensure we finished on a high and gave new captain Sam Flavell the perfect start to his reign.

The team was a joy to lead, with contributions coming from across the board. I had high hopes for the season, but what transpired exceeded my expectations with two trophies and a third place finish. Josh was a pivotal figure in the team's success: his brutal power hitting, a few tweakers when required and some absolute screamers snaffled in the cordon easily justified his pick as our team's player of the year.

Sam Flavell also plundered with bat in hand in his first full season in the 2A grade. He slotted in seamlessly and is a natural leader. The bowling workload was shared around, with as many as nine players taking 10 or more wickets which ensured if one bowler was off his game someone else would surely step up at the right moment to take the slack.

I also want to mention Tom Flavell, who showed skills beyond his years. Coming into the team as such a young player could have been daunting, but he took it in his stride. He finished as our fourth highest run-scorer, completed a club-high 40 dismissals and even took a wicket in the last game of the season.

The quality and depth of talent this team possesses is incredible and I look forward to following the development of this promising group of players. Fingers crossed for a clean-sweep next season.

Clem Gibbens

2A Grade Men SABRES Averages, 2017/18

	Mat	Inn	NO	HS	Runs	Ave	100	50	Ct	St	O	M	R	W	Ave	Best	4wi	5wi	SR	Econ
Matt Ansley	2	2	0	9	10	5.00	-	-	1	-	-	-	-	-	-	-	-	-	-	-
David Armitt	20	10	4	35	84	14.00	-	-	16	-	153	33	432	35	12.34	4-13	1	-	26.2	2.82
Joshua Ballantine Dykes	21	21	4	111*	648	38.12	1	4	15	-	45.3	7	153	13	11.77	4-33	1	-	21.0	3.36
Ryan Cockburn	11	7	2	49	127	25.40	-	-	5	-	81.5	9	271	21	12.90	6-27	-	1	23.4	3.31
Sam Flavell	17	18	4	113	493	35.21	2	-	12	-	3	1	7	0	-	-	-	-	-	2.33
Thomas Flavell	21	21	2	38	279	14.68	-	-	33	7	0.3	0	0	1	0.00	1-0	-	-	3.0	0.00
Clem Gibbens	20	15	3	38*	134	11.17	-	-	12	-	127.2	18	539	36	14.97	6-44	-	1	21.2	4.23
Reid Gibbens	11	7	3	27*	75	18.75	-	-	3	-	81.4	10	317	18	17.61	3-19	-	-	27.2	3.88
Sam Gilbert	8	8	1	88	236	33.71	-	2	6	-	44	1	179	10	17.90	3-24	-	-	26.4	4.07
Jack Harper	5	4	2	25*	88	44.00	-	-	3	-	14	1	56	4	14.00	3-27	-	-	21.0	4.00
Cameron Johnson	14	5	1	27	55	13.75	-	-	3	-	84	10	264	23	11.48	3-15	-	-	21.9	3.14
Hamish Kidd	3	1	0	26	26	26.00	-	-	3	-	18	3	58	3	19.33	2-35	-	-	36.0	3.22
Hamish McLean	6	6	1	11	18	3.60	-	-	4	-	62.1	9	156	17	9.18	5-19	-	1	21.9	2.51
Lachlan Miller	2	1	0	0	0	0.00	-	-	-	-	-	-	-	-	-	-	-	-	-	-
Duane Pettet	2	3	1	18	34	17.00	-	-	-	-	-	-	-	-	-	-	-	-	-	-
Ben Riggott	12	14	4	31	144	14.40	-	-	2	-	20	0	120	1	120.00	1-20	-	-	120.0	6.00
Grant Ross	14	17	2	30*	245	16.33	-	-	6	-	-	-	-	-	-	-	-	-	-	-
James Southby	2	2	1	30	51	51.00	-	-	3	-	-	-	-	-	-	-	-	-	-	-
William Southby	13	12	2	96	316	31.60	-	3	10	-	7	1	31	1	31.00	1-11	-	-	42.0	4.43
Mario Stols	8	5	1	22	38	9.50	-	-	4	-	30	3	142	4	35.50	2-46	-	-	45.0	4.73
Hamish Williams	19	9	3	30	109	18.17	-	-	10	-	128.5	31	447	29	15.41	4-27	2	-	26.7	3.47

2B Grade Men COBRAS

	P	W	L	D/T/NR	Place
Two-day:	5	1	3	1	4th (6)
One-day:	10	7	3	0	1st (6)
Twenty20:	4	1	3	0	8th* (12)
Total:	19	9	9	1	*4th Pool 2

The 2017/18 season was very exciting for me as a captain as well as a player, as it was my first time leading any side. The team had multiple skippers before Christmas, with Lars Davison being the main leader prior to his departure up north in the New Year. Lars provided me with plenty of confidence and advice before I took over full-time, in what turned out to be a great learning experience.

We took to the park for the opening game of the season with almost an entirely new Cobras XI. Both of returning regulars stood up as leaders to the fresh batch though, with Lars making 66 and Andy Murray taking 5-19. Debutant Ben Vincent chipped in with an aggressive 49 in a big first-up win against Lancaster Park.

The team didn't fare so well against a strong Old Boys Collegians 2A side, with six batsmen making between 19 and the top score of 27. We scrapped well to have them five down fairly cheaply but a big stand thereafter meant our total of 172 wasn't nearly enough.

We bounced back and got on a real roll, winning three games in eight days. These including two big chases on the pristine Hagley nursery ground; we successfully hunted down 264 against Merivale-Papanui then 261 against Hornby.

Most of the highlights in this stretch came from the batsmen, namely Lars and Ben with 70s against MP and Grant Ross (60) and Savinda Abeyrathna (49 in his maiden innings for the club) against Hornby. Jared Weston iced the three-wicket win over Hornby with a huge six in the final over.

The match in between these two we narrowly held on against Heathcote in a game that got much closer than it should have. Manpreet Sharma's maiden century - which was followed in the next game with 50 against Hornby - helped us recover from 20/4 to reach 217 and we had them 122/9 before we stumbled in the field to concede an 80-run last-wicket partnership before finally prevailing.

Pawan Jatain made 83 on debut in the next game but we comfortably lost to LP, then he followed it up with 73 in a testy game against OBC. An important last-wicket stand of 40 in five overs between Manpreet

Sharma and Shuiab Munna got us to a handy 239/9 and the pair also took five wickets between them, along with Andy Murray's four to seal a crucial 34-run win. We lost the final game against MP but had already qualified for the semi-finals.

An excellent all-round team bowling effort held Heathcote to 162 when they had earlier threatened to get away on us, as we bowled them out with nearly the entire last powerplay unused. Sam Flavell calmed the team's nerves after a rocky start, blasting a dazzling 62 to set us up nicely before throwing his wicket away with the game still in the balance. A rush of wickets suddenly left us 137/9, still needing 26 with more than 13 overs remaining.

With all hope nearly gone, Zeus Engineer and Shuiab Munna (combined career record of 103 runs at 4.68) set about the resistance. Only seven runs came in the next seven overs but suddenly Heathcote started panicking a little, producing a couple of misfields, overthrows and wides before Zeus clipped one to the midwicket boundary for a famous victory and a date with destiny.

The final saw a rematch with rivals OBC, who chose to bat first in fresh conditions. Our seam attack was on fire and was brilliantly supported in the field (producing three run outs) as we rolled them for 113 in 30 overs. However, we knew their bowling attack was similarly dangerous and so it proved as we crashed to 82/9 despite Pawan Jatain and Ben Riggott grafting 24 runs in 96 painstaking deliveries between them.

Just as all looked lost another unlikely hero emerged, with No. 11 Raj Kumar smacking his second and third balls for six to perk up the team on the sideline. Manpreet Singh held up an end while Raj blasted away, though the pair had a few close shaves running between wickets. After much tension and a number of dot balls with the scores level - OBC would win a tied game on countback - Raj smacked one through the covers to pull off the miracle of all miracles and snare a maiden Cobras one-day title.

Having won the Twenty20 competition the previous two years, we were up a grade this season and started well, beating Heathcote by 42 runs with the star of the match being Rajesh Kumar (54 and 2-11).

But our inexperience showed in the afternoon game that day against New Brighton's Senior A side, falling nine runs short after needing only 20 needed off the last three overs with six wickets in hand. We fell out of semi-final contention after a couple of poor chases against Riccarton and Hornby the following week.

We closed out the season with the remaining four rounds of the two-day competition, which proved to be frustrating as player turnover was high, forcing a lot of new combinations to be forged quickly and little fortune going our way.

We bowled well initially to have the Old Boys Collegians 2A side in trouble, but after losing James Wigley to injury we were a bowler and fielder down and conceded a 100-run sixth-wicket partnership. Manpreet Sharma finished off the innings with his maiden hat-trick but OBC's total of 260 was still an imposing one. The ball nipped all over the show on a cool second day and we failed to handle it well, losing 8-60 in the morning to be forced to follow on. Ben Riggott fought hard for five off 80 balls in the afternoon, but we succumbed to their fine seam attack for 94 to lose by an innings.

Against Heathcote at Hillsborough we scrapped to get just 105, mainly thanks to Grant Ross' obdurate 33. That proved more than enough on a substandard pitch though, as Manpreet Sharma and Pramod Kumar both took cheap four-fors to roll them for just 57. Gaurav Sharma dug in for an important 57 to set us up nicely by day's end, leading by 200 with five wickets in hand. Luck deserted us on day two however, with the pitch being saturated and Metro ruling the game a draw despite conditions being fine.

We fielded a decent number of fill-ins in our final two games, but despite this still managed to earn handy first-innings leads against Hornby and Merivale-Papanui. Alas, our second-innings batting efforts let us down (120 and a dismal 35 respectively) and we fell to defeats on both occasions. Besides Manpreet Sharma's fourth 50-plus score of the season (68 against Hornby) it was the bowlers who kept us well in these games (not helped by simple chances going down in the field), with the wickets well shared around between James, Pramod, Manpreet Singh and Zeus Engineer.

It was a steep learning curve for the side this season, particularly given we often faced sides who typically played a grade higher than we were normally in, plus the team suffering a huge number of personnel changes - both in terms of season-to-season as well as week-to-week - making it difficult to build any meaningful consistency as a unit.

The results don't quite fully bear out the effort the players put in, especially the second half of the year, but we still came away with a trophy for the fourth season in a row - an amazing (and unprecedented) streak for the Cobras.

Thanks to everyone who contributed as well as our supporters and all the fill-ins. Hope to see you guys next year.

Manpreet Sharma

2B Grade Men COBRAS Averages, 2017/18

	Mat	Inn	NO	HS	Runs	Ave	100	50	Ct	St	O	M	R	W	Ave	Best	4wi	5wi	SR	Econ
Savinda Abeyrathna	2	2	0	49	61	30.50	-	-	-	-	12	1	65	1	65.00	1-38	-	-	72.0	5.42
Greg Brand	2	2	0	19	19	9.50	-	-	1	-	-	-	-	-	-	-	-	-	-	-
Lars Davison	9	8	0	78	211	26.38	-	2	6	-	20	2	63	4	15.75	2-7	-	-	30.0	3.15
Zeus Engineer	11	11	8	10*	40	13.33	-	-	1	-	75.4	11	346	16	21.63	4-24	1	-	28.4	4.57
Max Foy	6	6	1	6*	10	2.00	-	-	4	-	1	0	12	0	-	-	-	-	-	12.00
Jonathan Hanson	2	2	0	19	33	16.50	-	-	-	-	2	0	12	0	-	-	-	-	-	6.00
Pawan Jatain	11	12	0	83	296	24.67	-	3	3	-	2	0	10	0	-	-	-	-	-	5.00
Liam Kearns	4	4	2	22*	22	11.00	-	-	1	-	16	2	120	3	40.00	2-16	-	-	32.0	7.50
Aman Kumar	2	3	0	14	21	7.00	-	-	1	-	-	-	-	-	-	-	-	-	-	-
Pramod Kumar	12	16	3	32*	248	19.08	-	-	7	-	120.5	18	510	21	24.29	4-18	1	-	34.5	4.22
Raj Kumar	2	2	1	27*	31	31.00	-	-	-	-	13	5	22	2	11.00	2-13	-	-	39.0	1.69
Rajesh Kumar	7	9	0	54	134	14.89	-	1	2	-	8.5	1	45	4	11.25	2-11	-	-	13.3	5.09
Kang Lovepreet	2	2	0	1	1	0.50	-	-	1	-	11	1	30	1	30.00	1-30	-	-	66.0	2.73
Jagnesh Makwana	8	11	3	24	88	11.00	-	-	3	-	6	0	48	1	48.00	1-9	-	-	36.0	8.00
Shuiab Munna	14	16	5	9*	48	4.36	-	-	9	-	43	2	213	9	23.67	3-46	-	-	28.7	4.95
Andy Murray	15	16	0	23	137	8.56	-	-	2	-	119.5	20	479	33	14.52	5-19	2	1	21.8	4.00
Ben Riggott	6	7	1	15*	64	10.67	-	-	3	-	19	0	101	2	50.50	2-15	-	-	57.0	5.32
Grant Ross	3	4	0	60	109	27.25	-	1	2	-	-	-	-	-	-	-	-	-	-	-
Gaurav Sharma	15	16	0	57	200	12.50	-	1	17	1	-	-	-	-	-	-	-	-	-	-
Manpreet Sharma	19	24	0	111	582	24.25	1	3	8	-	63.1	9	260	24	10.83	5-46	1	1	15.8	4.12
Rahul Sharma	2	3	0	22	42	14.00	-	-	-	-	6.3	3	21	3	7.00	2-12	-	-	13.0	3.23
Manpreet Singh	19	22	4	33	263	14.61	-	-	2	-	154.4	21	605	29	20.86	3-23	-	-	32.0	3.91
Varinder Singh	3	5	1	42	71	17.75	-	-	-	-	-	-	-	-	-	-	-	-	-	-
Mac Thomson	2	2	0	7	9	4.50	-	-	1	-	-	-	-	-	-	-	-	-	-	-
Ben Vincent	10	10	0	71	245	24.50	-	1	1	-	4	1	15	1	15.00	1-8	-	-	24.0	3.75
Jared Weston	10	10	2	41	107	13.38	-	-	5	-	31	1	189	7	27.00	2-28	-	-	26.6	6.10
Rory Weston	2	2	1	34	39	39.00	-	-	2	-	6	0	32	2	16.00	2-32	-	-	18.0	5.33
James Wigley	7	10	0	19	76	7.60	-	-	2	-	26	4	118	4	29.50	3-35	-	-	39.0	4.54



Back row (from left): Ben Riggott, Gaurav Sharma, Manpreet Singh, Pramod Kumar, Andy Murray, Pawan Jatain.
Front row: Raj Kumar, Shuiab Munna, Lars Davison (captain), Manpreet Sharma, Jared Weston.

The 2B Cobras (above) and 2A Sabres (below) both won their one-day competitions on the last playing day before Christmas.

Back row: Tom Flavell, Sam Flavell, Josh Ballantine Dykes, Cam Johnson, Hamish Williams, William Southby.
Front row: Grant Ross, Ryan Cockburn, Clem Gibbens (captain), David Armitt, Sam Gilbert.



3C Grade Men BUCCANEERS

	P	W	L	T/NR	Place
One-day:	17	11	6	0	2nd (8)

In what can only be described as what could've been, we snatched second place in the competition after having the title all but sewn up. We shaped up well with a newly assembled squad, having welcomed Nathan Court and Stephen Goodwin into the fold on a more full-time basis, with both transitioning from the morning grades.

We dusted off the cobwebs and were off a winning start against Marist-Harewood. The game ticked along slowly on a very soggy pitch, before Paul 'Monkey' Partridge took it by the scruff of the neck, only to get caught on the boundary trying to bring up 50. We squandered our chances with some sloppy fielding - plus some questionable umpiring decisions - the following week, losing by one wicket to Richmond.

We got on a real roll thereafter, winning nine of our next 10 games with the only loss coming to Hornby, who were fortunate enough to be bolstered by some of their 2B players who had been defaulted to. Even then we had our opportunities, but faltered from 100/3 at drinks to post a substandard 134, which they chased six down.

There were numerous highlights from our super run of wins: Joel Turner striking form with a ton against the Burnside West University Strikers (with the amusing bonus of watching his Mark Richardson-esque cramping along the way); Joel following up his 122 with 88 the next week against Riccarton, though the outstanding performance in this match came from Connor Falloon, who knocked poles over left, right and centre in a magical spell of 6-13; beating top-of-the-table Southern Districts after they had pummelled the new ball at eight-an-over chasing our 215/6 (thanks to Steve Goodwin's 73) until Nathan Court (4-16) produced a ripper of a slower ball to dismiss their dangerman, then the last nine wickets fell for just 36 to snare us a huge win; another ton by Joel, though Richmond did gift him 50 runs down the leg side!

After a couple more games were lost to bad weather we faced co-leaders Southern Districts in a potential grade-deciding clash. We found ourselves 21/5 after 10 overs. Monkey counter-attacked with a brilliant unbeaten 98 (always just short!), adding 121 with Duane 'Sneak' Pettet to get us to a defendable total. A superb all-round team bowling and fielding performance earned us a comprehensive 69-run victory.

With five weeks remaining bad fortune started afflicting us. Each week it slowly got worse, with three losses on the bounce the team started to see the title slip away. It was especially painful as two of the defeats were by margins of three and nine runs. We finally scrapped an ugly two-wicket win over Riccarton to leave us in touch of Southern (who had been upset once themselves) going into the final round.

At Hornby and down a couple of senior players due to Grant Ross deciding to have his wedding this day, the boys did a good job getting them out for 165. Wickets fell regularly at the other end as Joel Turner anchored the chase with an unbeaten 92, until he got support from opening bowler Alex Cooper - who played the best knock of his life, so I am told - with a new Saints-best of 20. The game came down to the final over, but it was another devastating finish as we fell short by one run.

We soon learned Southern had also lost their last game, meaning we had missed out on a share of the championship title by a wafer-thin margin. The Buccaneers had come so close to plundering all the booty in their maiden voyage, but with four skirmishes lost in our last five battles we finished deserved runners-up to the prize. A consolation trophy final was to be played against them on the final Saturday, but such was our luck it came as no surprise when it was completely washed out.

Onwards to next season, where we look to bring it all home after learning how to close out tight games. I just want to give some thanks to each of the boys for making it a fun season, with the regulars being:

- Joel '1000-run season' Turner, for falling oh-so-short on 813.
- Stephen Goodwin, for playing with a broken back most of the time.
- Nayan Nayyar, for being your entertaining self and almost snatching the duck trophy.
- Paul 'Monkey' Partridge, for always being so close but so far.
- Duane 'Sneak' Pettet, for the wise old head.
- Matty Fergusson, steak and cheese 'pies' are always the best. Thanks to the wife for waiting season's end to have the little one.
- Elliot Anderson-Evans, for your normally reliable self, although the economy rate got away a little this year.
- Alex Cooper, for pipping Matt as top wicket taker for the season in the final game. Well done, but you're still batting at No. 10.
- Connor Falloon, for once again entertaining the boys - sometimes unintentionally - plus for picking up the club's best bowling figures.

And mentions for the new boys:

- Isaac Hassall - the runs will come; you looked great out there.
- Chris Upton - a great addition to the team, with some unhittable bowling spells; just keep your eyes down while batting!
- Nathan Court - finally remembered how to use a two-piece ball; always looked upset when he had to bat with me as he knew plenty of running was in store.
- Mahesh Singla - some great bowling spells after joining us late on.

Thanks too to the others who helped us out along the way throughout the season. Let's make next year our year!

Jono 'Bulldozer' Hamilton

3C Grade Men BUCCANEERS Averages, 2017/18

	Mat	Inn	NO	HS	Runs	Ave	100	50	Ct	St	O	M	R	W	Ave	Best	4wi	5wi	SR	Econ
Elliot Anderson-Evans	14	3	2	4	8	8.00	-	-	4	-	82.2	18	268	10	26.80	2-10	-	-	49.4	3.26
Anurup Balpande	2	2	0	1	1	0.50	-	-	1	-	-	-	-	-	-	-	-	-	-	-
Alex Cooper	12	7	3	20	27	6.75	-	-	2	-	75	9	321	24	13.38	5-33	-	1	18.8	4.28
Nathan Court	9	8	3	21	69	13.80	-	-	-	-	57.4	14	213	17	12.53	4-16	2	-	20.4	3.69
George Devine	2	1	1	2*	2	-	-	-	1	-	3	0	14	3	4.67	3-14	-	-	6.0	4.67
Connor Falloon	13	6	1	8	12	2.40	-	-	1	-	62.5	7	248	21	11.81	6-13	-	1	18.0	3.95
Matthew Fergusson	13	9	0	34	103	11.44	-	-	3	-	84	9	361	23	15.70	4-22	1	-	21.9	4.30
Stephen Goodwin	9	9	0	73	216	24.00	-	1	1	-	-	-	-	-	-	-	-	-	-	-
Jono Hamilton	13	11	3	32*	148	18.50	-	-	8	-	47.2	1	238	14	17.00	3-10	-	-	20.3	5.03
Isaac Hassall	7	7	0	29	51	7.29	-	-	2	-	-	-	-	-	-	-	-	-	-	-
Abe MacDougall	4	2	0	6	6	3.00	-	-	1	-	24	5	68	6	11.33	3-20	-	-	24.0	2.83
Nayan Nayyar	14	14	0	31	128	9.14	-	-	4	-	-	-	-	-	-	-	-	-	-	-
Paul Partridge	14	14	4	98*	490	49.00	-	3	9	-	22.3	2	92	9	10.22	4-16	1	-	15.0	4.09
Duane Pettet	13	13	4	36*	199	22.11	-	-	8	-	-	-	-	-	-	-	-	-	-	-
Abhi Sachdeva	2	2	1	8	10	10.00	-	-	1	-	-	-	-	-	-	-	-	-	-	-
Mahesh Singla	9	5	1	15*	31	7.75	-	-	1	-	41	6	158	8	19.75	4-15	1	-	30.8	3.85
Joel Turner	17	17	4	122	813	62.54	2	6	17	4	-	-	-	-	-	-	-	-	-	-
Chris Upton	8	5	2	12*	15	5.00	-	-	2	-	31.5	5	91	10	9.10	4-20	1	-	19.1	2.86
Damien Watson	2	1	0	3	3	3.00	-	-	1	-	6.3	1	26	2	13.00	2-9	-	-	19.5	4.00



Above: Steve Goodwin plays his favoured late cut shot in a knock of 42 for the 3C Buccaneers against Hornby.

Below left: 4A captain and Noel Love Memorial Trophy winner Kris Pagan.

Below right: Joel Turner brings up a century for the 3C Buccaneers against Burnside.



4A Grade Men

	P	W	L	T/NR	Place
One-day (main):	10	3	7	0	9th (14)
One-day (bot 6):	7	3	4	0	4th (6)
Total:	17	6	11	0	

This season, as with every season for our team, started with more player movement with several players either reducing their availability or simply not being available whatsoever. The loss of three full time players - Nick Burson, Jacob MacDougall and Jason McKey - left some very big holes in the fourth grade ranks. However, we were bolstered by the return of batting stalwart Matt Sutherland after a long absence as well as several new faces joining once the season kicked off.

We were promoted to 4A grade due to unequal numbers in both this and the 4B grade. Starting the season with only four full-time players and seven part-timers available it was a concern, but some time was bought by two rainouts. After defaulting our opening game and some recruiting done in the interim our first actual game was unfortunately over very quickly, due to most of our dismissals being cross-bat shots to worm burners.

Many players suddenly became available for the next game once everyone found out we were to be playing on the batsman's paradise of the Polo grounds. Both sides took full toll on any wayward bowling with prolific ton-maker Matt Sutherland doing what he does best. His unbeaten 126 helped us to our first win, hunt down Merivale-Papanui Accessman's 286, the best chase within the club this season.

A mini-streak followed, as we made it three wins in a row, but couldn't sustain it as we lost the remaining four leading into the Christmas break. Despite eventually losing, a highlight from one of these games was our final pair frustrating some Nepalese boys from the Riccarton Everest Warriors who couldn't claim our final wicket for 25 fruitless overs, in what turned out to be our last ever match at Ilam Fields.

Once the grade split after two further rounds in the New Year, we found ourselves in the bottom six section, where we were much more competitive for the remaining seven games (winning three). The 'unavailability monster' that had lurked in the background for some time finally raised its ugly head, causing us to lose games we could've easily won had it stayed away. Were it not for fill-ins though, it could've been so much worse.

The game which exemplified this most was at Yaldhurst Domain where we only mustered 52 but with two batsmen and fielders short had the Riccarton Telugu Thunders six down before they just managed to

overtake us. We also had three President's BBBBs players help us out in our last game of the season.

Steven 'Twinkle Toes' Foxcroft has a lot on his social calendar, so any game time from him is very much appreciated. As one of three co-captains he provided us with much needed batting strength at the top of the order. When Matt and Richard Carrigan weren't available Foxy stepped into the breach. Talk of his dance floor moves excited the team and we look forward to seeing and hearing more about them in the future.

John Lammerink was our quietest player on the field. It was a pity he was unable to play for us beyond mid-January, but congratulations on the new job nonetheless. Batting-wise he didn't have the greatest time but we did miss his impressive bowling, which was surprisingly sharp once he found his line and length.

Caleb Burfield stormed onto the scene with a 47 in his first game in over a decade, which coincided with our first win. His batting, bowling and fielding was a breath of fresh air and instrumental in getting us into potential winning positions on numerous occasions. His quick and accurate bowling struck fear into many opposition teams. After a successful start to his first season back we hope he returns next year ... if of course the wife and kids let him to do so!

Wade Millar made a huge impact with his quick run-scoring and his wily off-spin picked up regular wickets. His hat-trick against Lancaster Park helped end their stuttering innings. His knowledge of cricket is also very valuable. We'd love to see you back next season, but wherever you go you will be a valuable team member!

Imran Ansari had a quiet season with the bat to begin with but once he shifted to No. 4 the results were almost immediate. Against Lancaster Park Orcas in February he at last scored his first 50 for the club. Look out next season!

Josh Wieland, Alex Niederer, Afzal Ameer, Kris Pagan and Lalit Kumar all had a tough season with the bat in hand. However, each player did very well with the ball. Lalit was the pick of the group with the only five-wicket bag.

As with all teams you cannot forget those players who didn't play as much as they would've liked - Richard Carrigan, Kevin Bishop (building his own home) and Chris McFarlin (injury) - as well as those who came down from third grade and President's, not to mention Chris Owen, Rahul Bhakor, Jacob MacDougall and Jason McKey and the many friends and family members who gave up their Saturday afternoons to help out.

Kris Pagan

4A Grade Men Averages, 2017/18

	Mat	Inn	NO	HS	Runs	Ave	100	50	Ct	St	O	M	R	W	Ave	Best	4wi	5wi	SR	Econ
Scott Aitken	2	2	0	14	18	9.00	-	-	-	-	4	1	10	0	-	-	-	-	-	2.50
Afzal Ameer	15	14	2	32	128	10.67	-	-	4	-	72.4	10	301	14	21.50	4-11	1	-	31.1	4.14
Imran Ansari	14	14	0	56	170	12.14	-	1	1	-	6	0	56	0	-	-	-	-	-	9.33
Ash Barrett	2	2	0	47	56	28.00	-	-	1	-	10	1	53	3	17.67	2-33	-	-	20.0	5.30
Rahul Bhakor	3	2	0	0	0	0.00	-	-	-	-	14.2	7	24	4	6.00	2-4	-	-	21.5	1.67
Kevin Bishop	3	3	2	10*	16	16.00	-	-	-	-	7	0	29	1	29.00	1-17	-	-	42.0	4.14
Andrew Burfield	2	2	0	12	13	6.50	-	-	-	-	5	0	36	1	36.00	1-27	-	-	30.0	7.20
Caleb Burfield	7	7	1	47	155	25.83	-	-	4	-	39	10	125	16	7.81	4-7	2	-	14.6	3.21
Richard Carrigan	4	4	0	11	27	6.75	-	-	1	-	5	0	16	2	8.00	2-16	-	-	15.0	3.20
Steve Foxcroft	10	10	0	39	144	14.40	-	-	2	-	-	-	-	-	-	-	-	-	-	-
Isaac Hassall	2	2	0	7	14	7.00	-	-	1	-	7	0	41	0	-	-	-	-	-	5.86
Duncan Hutton	3	1	1	2*	2	-	-	-	-	-	15	2	56	2	28.00	1-12	-	-	45.0	3.73
Lalit Kumar	7	6	0	38	76	12.67	-	-	2	-	35	6	130	10	13.00	5-22	-	1	21.0	3.71
John Lammerink	9	9	0	6	22	2.44	-	-	8	-	22.3	0	155	6	25.83	2-6	-	-	22.5	6.89
Jacob MacDougall	2	2	1	4	4	4.00	-	-	-	-	3	0	14	0	-	-	-	-	-	4.67
Chris McFarlin	4	4	0	9	27	6.75	-	-	1	-	5	0	64	1	64.00	1-53	-	-	30.0	12.80
Jason McKey	3	3	0	20	24	8.00	-	-	2	-	-	-	-	-	-	-	-	-	-	-
Wade Millar	11	9	1	48	182	22.75	-	-	5	-	44.1	5	172	14	12.29	4-34	1	-	18.9	3.89
Alex Niederer	6	6	0	21	37	6.17	-	-	2	-	12	0	66	3	22.00	2-28	-	-	24.0	5.50
Chris Owen	4	2	1	9*	12	12.00	-	-	-	-	11	1	69	1	69.00	1-23	-	-	66.0	6.27
Kris Pagan	16	12	5	13*	49	7.00	-	-	-	-	75.4	6	437	14	31.21	3-10	-	-	32.4	5.78
Matt Sutherland	12	12	2	126*	477	47.70	1	2	4	1	2	0	8	0	-	-	-	-	-	4.00
Josh Wieland	13	12	1	32	99	9.00	-	-	7	-	44	1	242	7	34.57	3-33	-	-	37.7	5.50
Wahid Yosofi	2	2	2	2*	3	-	-	-	1	-	7.1	1	28	0	-	-	-	-	-	3.91



Above left: Cavaliers T20 Super Swingers skipper Sam Price keeps his eye on the ball.



Above right: 4As batting legend Matt Sutherland returned to action after a long hiatus, even donning the gloves to help the team out.

Right: Super Swingers bowler Matt Kyle claims another victim.



President's Grade Men BBBBs

	P	W	L	T/NR	Place
One-day:	17	13	4	0	3rd (11)

As has been the case over the last six years the same enthusiastic bunch of lads turned up to once again do battle. This season we saw two teams re-join and two existing teams combine to have an 11-team grade which, annoyingly, meant a bye round. It did however make it nice and easy with all team playing each other twice to determine the grade winner.

A record of 13 wins and four losses saw us finish in third place but we had a lot of good, competitive games across the season. We continued to enjoy our cricket and team spirit as usual remained high, with everyone enjoying a good number of laughs at the expense of each other and we were ever-present at the clubrooms after every game.

We welcomed a couple of new members to the BBBB family: Big G (Gareth White), a middle-order bat, off-spinner and part-time keeper; and Woody (Andy Murray), a late-season arrival from the 2B Cobras. Both lads slipped in seamlessly and had a great time both on and off the field. We did unfortunately have to farewell a popular team man when Spoff (John Hillary) moved to Wellington for work. This created a small issue for us as he was our main keeper, but Flav (Pierre Flavell) stepped up and did an outstanding job over the season.

As usual Hampo (Mark Hampton) provided his usual class at the top of the order and added another two centuries to his club tally. Rich (Richard Mather) and Bazza (Barry Cox) both handled the bat well despite only playing a limited number of games. Reado (Dean Read), Jimmy (James Alabaster) and Flav had their moments also. The mid to lower order hardly had an opportunity to participate with the willow, such was the form of the aforementioned gentlemen.

On the bowling front Muzza (Murray Griffin) had an outstanding season with all opposition batsmen finding him hard to get away and he always managed to create a breakthrough. Eagle (Brad Smith), RT (Ryan Thomas), Slam (Duncan Hutton) and Big G all bowled well, as did Rich and Flav when required. Woody added some good pace and control to our attack and even the captain managed to roll his arm over to good effect; on two occasions over the season he had a fairly memorable day, taking a double hat-trick and a hat-trick. As is common, Reado refused to bowl a ball all season, as opposed to Hampo, who asked every game to have a bowl to help enhance his standing as the top all-rounder in the team (this is purely within his own mind as the rest of the team - Reado especially - are yet to see his all-round potential in action).

In the field we had a star performer in Reado. Some outstanding one-handed takes at slip and safe hands when moved to the outfield saw him snare 11 victims; many came at vital stages of games. To take more

catches than your team's wicket-keeper shows the importance of having the safest pair of hands in the right positions to support the bowlers.

A few personal milestones were passed during the season:

- Selly (Selwyn Cox) played his 300th President's grade game.
- Flav passed 4000 BBBB career runs.
- Potty (Scott Mason) played his 30th year of BBBB cricket, took his 1100th club wicket and his fifth and sixth career hat-tricks.
- Slam played his 250th BBBB game.
- Daygo (Graham Curgenvin) remained upright for an entire game and even managed to smash the winning runs in a tense finish.

And, as usual, the annual BBBB awards ceremony was held following the last day of the season. And the award goes to:

- Potty - Team player of the year
- Rich - Batsman of the year
- Muzza - Bowler of the year
- Reado - All-rounder of the year (sorry Hampo)
- Jimmy - Mr Grumpy
- Big G - The Harbour Bridge award (worst fielder)
- Selly - Carthorse (the person most effected by aging)

Congratulations to Big G and Kristen, who welcomed their third daughter less than a week after the season ended (now that's better timing than any shot you hit this season G!) and to Reado and Trish, who welcomed another grandchild. Also to Daygo for the multiple births throughout the season of his much-loved home-brewed craft beers.

A special mention to new sponsors Zanzibar and John Jones Steel. Our new playing kit certainly made a few other teams in the grade jealous.

Congratulations to the Burnside West University Foxes for taking out the grade title; it was very well deserved as they played the most consistent cricket over the season, only losing one game.

And to finish things off with a bit of fun we entered the team in the Golden Oldies tournament held here in Christchurch in the first week of April. We played in the appropriately named President's grade and ended up with the John Wright Trophy. Great fun had on and off the field by all that's for sure and it was great to see RJ (Robin James) back in the team colours - lets hope that continues into next season!

Thanks again lads for a season filled with fun, laughter and good cricket. For the sixth year in a row you have trusted me with the captaincy and I hope I have done you proud. See you next season, where we can again continue to play competitively on the field and have a great time off it.

Scott Mason

President's Grade Men BBBBs Averages, 2017/18

	Mat	Inn	NO	HS	Runs	Ave	100	50	Ct	St	O	M	R	W	Ave	Best	4wi	5wi	SR	Econ
James Alabaster	16	13	3	72*	290	29.00	-	1	4	-	-	-	-	-	-	-	-	-	-	-
Barry Cox	11	10	1	76	298	33.11	-	3	5	-	-	-	-	-	-	-	-	-	-	-
Selwyn Cox	8	0	-	-	-	-	-	-	-	-	-	-	-	-	-	-	-	-	-	-
Graham Curgenven	12	4	1	14	19	6.33	-	-	3	-	-	-	-	-	-	-	-	-	-	-
Pierre Flavell	17	13	4	42*	236	26.22	-	-	8	3	41	4	153	7	21.86	3-44	-	-	35.1	3.73
Murray Griffin	12	7	3	36*	96	24.00	-	-	2	-	83	18	190	19	10.00	3-4	-	-	26.2	2.29
Mark Hampton	12	11	3	105*	509	63.63	2	3	3	-	1	0	9	0	-	-	-	-	-	9.00
John Hillary	3	2	1	17	19	19.00	-	-	2	-	4	0	23	0	-	-	-	-	-	5.75
Duncan Hutton	7	3	0	4	7	2.33	-	-	2	-	32	6	104	7	14.86	2-5	-	-	27.4	3.25
Scott Mason	15	3	1	13*	29	14.50	-	-	3	-	98.1	22	325	46	7.07	5-6	3	2	12.8	3.31
Richard Mather	11	11	5	65*	320	53.33	-	3	3	-	40	2	188	7	26.86	2-6	-	-	34.3	4.70
Andy Murray	5	2	1	44	50	50.00	-	-	-	-	33	3	110	4	27.50	2-30	-	-	49.5	3.33
Dean Read	16	13	1	67	218	18.17	-	2	11	-	-	-	-	-	-	-	-	-	-	-
Brad Smith	14	7	2	19*	64	12.80	-	-	4	-	99	15	339	21	16.14	4-29	1	-	28.3	3.42
Ryan Thomas	11	4	3	20	28	28.00	-	-	3	-	65	11	259	15	17.27	4-9	1	-	26.0	3.98
Gareth White	14	10	2	22	86	10.75	-	-	3	-	70.4	5	329	14	23.50	3-40	-	-	30.3	4.66

Golden Oldies World Cricket Festival 2018

In the first week of April the Zanzibar President's BBBBs side represented St Albans at the 18th edition of the Golden Oldies World Cricket Festival.

A great week on and off the field was capped off at the end-of-tournament dinner on Saturday evening when they were awarded the John Wright Trophy for the best performed side in the President's grade section.

The month-long festival, covering six (originally 10) different sports in the same place for the first time, was blessed by the weather gods in the opening week, with the cricketers and netballers getting the best of the autumn conditions (especially compared to the golfers who got saturated the following week!).

The BBBBs took on the Revesby Workers Force from Sydney at Hagley Corner 3 on the Monday, comfortably chasing down their 137 just one down.

Two days later they defended 245/5 against the Zimbos World XI (Zimbabwe) at the Hagley 2 nursery ground, winning by 84 runs.

An eleventh-hour reshuffling of the draw meant their final game on the Friday got underway rather late (and was reduced to 30 overs per side as a result); the Ellesmere Mudeels put up a competitive 156/7 but we chased it three down (plus three retirements at 35) inside 19 overs.

Mark Hampton retired with the bat in all three games (compulsory upon reaching 50 in the 40-over games), as did five others once each. Wickets were mostly shared in each game, with Scott Mason, Ryan Thomas and Brad Smith each taking a couple of two-fors.

On the final night the awards were handed out in various grades. Only two sides remained unbeaten in all three of their games in the President's (over-35s) grade, with Saints receiving the gong on a count-back over Halswell. For their efforts they won the inaugural John Wright Trophy (plus a smaller version to keep permanently).

It was a fantastic week for the club all-round, in no small part due to the great camaraderie shown by the opposition sides and others playing around the Hagley precinct who joined us back at the pavilion for the after-match.

Friday was particularly amazing, with 10 teams packing out the Alan Jamieson Lounge for many hours into the evening. Ryan Thomas represented the BBBBs with aplomb in an impromptu boat race, easily vanquishing the competition.

We thank all those who joined us from the Brookfield Brumbies (Brisbane), CBC Golden Oldies CC (Sydney), Ellesmere Mudeels, Glen Iris Geldings (Melbourne), Halswell CC, Hunter-Newcastle Lord's Taverners, Karaka Stallions, Revesby Workers Force (Sydney), Valley District Diehards (Brisbane) and the Zimbos World XI (Zimbabwe). We hope you all had a great time here in the Garden City.

The full Zanzibar President's BBBBs team was: Scott Mason (captain), James Alabaster, Richard Carrigan, Barry Cox, Selwyn Cox, Graham Curgenven, Pierre Flavell, Mark Hampton, Robin James, Richard Mather, Dean Read, Brad Smith, Ryan Thomas.



Left: Mark Hampton is warmly congratulated by incoming batsman Dean Read after his third retirement in three innings.

Bottom left: Scott Mason had a fine summer in which he took 46 cheap wickets, including a regular hat-trick and a double hat-trick.

Bottom right: The John Wright Trophy for the best President's grade team in the tournament.



Cavaliers Twenty20 Grade Men SUPER SWINGERS

	P	W	L	T/NR	Place
Twenty20:	17	10	7	0	3rd (8)

The Super Swingers were back for another dig with a couple of new regulars in Lochie Taylor and Andrew Brown plus the return of Geoffrey Macintyre, balancing out the loss of Matt Harman and Mrinal Chhabra.

We had hoped for fewer washouts than last year, where we had only two days of action in the first seven weeks. It wasn't an encouraging start this time around either, as the first two rounds got cancelled, but thankfully we had a clean run thereafter through to the Christmas break.

After an opening-game defeat we went on a series of mini-streaks: four wins followed by four losses; two wins then two losses; then closed the season out with four more victories. We led the competition throughout all of November and were within a couple of wins of the lead for the rest of the competition, but never closed the gap despite our strong finish.

Our position of joint-third on the table was a fair reflection of our season, as we lost all six of the games to the sides level or above us while winning 10 out of 11 against those below us. Having previously ended up mid-table or in the second tier in the large and competitive Cavaliers grade, this represented our best season of our five in Saints colours, topping our fifth back in our maiden season in 2013/14.

Our most impressive results were: bowling out Marist-Harewood for 40 and the Burnside West University Dubai Diamond Traders for 38 in consecutive weeks (the latter when defending just 82); following these up with a thrilling six-run win over Southern Districts, with Andy Rogers the final-over hero with the ball; smashing Southern Districts by 80 runs defending 152/3, where six of the side made significant contributions; and beating Marist by 59 runs thanks to Scott Baker's second Saints fifty.

Congratulations to our team player of the year Ben Anderson, whose 20 dirt-cheap wickets also earned him the club's T20 bowler of the year award. In the penultimate game against Southern he had the exceptional figures of 3-2 off two overs (unfortunately the rules prevented any further overs after taking his third wicket). Michael Goldsbrough was our top run scorer for the third season running, making it to the retirement mark of 40 the most times (four). Matt Kyle (consistent as ever) and Geoff Macintyre (boasting the best batting average and best economy rate, an amazing 3.76) had excellent all-round seasons. Scott Baker passed 1000 Cavaliers runs, Eddie Woodham took his 50th wicket and both Eddie and Ben both made their 50th appearances too.

Well done to the team and here's hoping for more great times and even bigger and better things next season.

Sam Price

Cavaliers Twenty20 Grade Men SUPER SWINGERS Averages, 2017/18

	Mat	Inn	NO	HS	Runs	Ave	100	50	Ct	St	O	M	R	W	Ave	Best	4wi	5wi	SR	Econ
Benjamin Anderson	16	15	6	41	173	19.22	-	-	2	-	34.5	0	193	20	9.65	3-2	-	-	10.5	5.54
Scott Baker	14	13	4	53*	256	28.44	-	1	13	2	-	-	-	-	-	-	-	-	-	-
Andrew Brown	7	6	3	28	77	25.67	-	-	1	-	23	2	104	5	20.80	2-18	-	-	27.6	4.52
Michael Goldsbrough	15	15	4	52	265	24.09	-	1	1	-	-	-	-	-	-	-	-	-	-	-
Todd Johnson	3	0	-	-	-	-	-	-	-	-	5	2	8	2	4.00	2-6	-	-	15.0	1.60
Matt Kyle	12	12	4	40*	216	27.00	-	-	2	-	35.5	4	178	14	12.71	3-6	-	-	15.4	4.97
Geoffrey Macintyre	11	9	4	40*	174	34.80	-	-	1	-	36.4	1	138	7	19.71	2-6	-	-	31.4	3.76
Andrew Morris	2	1	0	1	1	1.00	-	-	-	-	-	-	-	-	-	-	-	-	-	-
Samuel Price	11	8	3	10*	24	4.80	-	-	5	-	10	0	71	1	71.00	1-22	-	-	60.0	7.10
Alex Pugh	2	2	0	20	21	10.50	-	-	-	-	8	0	43	2	21.50	2-13	-	-	24.0	5.38
Andrew Rogers	7	7	0	9	36	5.14	-	-	2	-	22.4	1	98	11	8.91	3-17	-	-	12.4	4.32
Jed Rose	3	2	0	1	1	0.50	-	-	-	-	1	0	7	0	-	-	-	-	-	7.00
Lochie Taylor	11	8	1	11	32	4.57	-	-	1	-	26.5	1	192	9	21.33	3-16	-	-	17.9	7.16
Jacob Thomson	4	2	0	10	12	6.00	-	-	1	-	4.4	0	28	3	9.33	2-7	-	-	9.3	6.00
Tom Wilson	3	3	0	36	76	25.33	-	-	1	-	4	0	34	0	-	-	-	-	-	8.50
Eddie Woodham	13	9	3	29*	99	16.50	-	-	1	-	41.3	2	234	13	18.00	3-13	-	-	19.2	5.64

Cavaliers Twenty20 Grade Men FOZZIES

	P	W	L	T/NR	Place
Twenty20 (main):	12	7	5	0	5th (14)
Twenty20 (top 6):	4	3	1	0	3rd (6)
Total:	16	10	6	0	

2017/18 saw the return of the Fozzie Bears to the cricket scene with the old heads of James Kirkpatrick, Damien Whiting, Kade Atkinson, Simon Flynn and Chris McIvor. They were joined by some young keen whippersnappers Gabe Borg and his lads - Jack Ferris, Todd Ramsay-Boyd, Greg Newell, Braden Petherbridge and the weekly sideline support crew - making up the nucleus of this year's side.

After a couple of false starts due to the weather we began the season well, only to lose to the East Christchurch Shirley Sheas on the last ball of the game. The highlight of this match came after Kade returned to the crease (after a forced retirement at 40) to race to a century, brought up with a six off the final ball of the 20 overs.

From this game on we really started to hit our straps and knock off the teams at the top of the grade at will. Jack was a kingpin with the willow at the top and was one of the leading batsmen in the grade, averaging over 50. Simon, James, Chris and Todd provided the rest of our batting spine plus Tim Yardley struck 54 in his only guest appearance for us. There were seven fifties all told from our batsmen and the century from Kade (who averaged 102 - not too bad!).

Todd led the bowling, taking 19 wickets while emulating a vintage Shane Warne with the amount of turn he got. The evergreen Damien was a constant threat with ball in hand, snaring a hat-trick which included a screaming caught-and-bowled. Greg, Simon and Braden also got through a fair amount of overs, combining for 28 wickets at a tidy economy rate.

Special mention to our wicket-keeper Gabe, who really took on the role with style and grace to be a key figure in the field for us.

With two games to play in the season we were only five points off top spot and in with a chance of at least sharing the title, only to lose our penultimate game to put paid to those hopes. Overall, third place was not a bad start back for the Fozzies and we'll come back hungrier than ever to get back to where we belong - on top!

Looking forward to the 2018/19 season. Cheers!

Kade Atkinson

Cavaliers Twenty20 Grade Men FOZZIES Averages, 2017/18

	Mat	Inn	NO	HS	Runs	Ave	100	50	Ct	St	O	M	R	W	Ave	Best	4wi	5wi	SR	Econ
Kade Atkinson	11	11	7	101*	408	102.00	1	3	-	-	37.3	1	194	14	13.86	3-22	-	-	16.1	5.17
Gabriel Borg	12	8	1	15	54	7.71	-	-	-	-	7.1	0	74	3	24.67	1-5	-	-	14.3	10.33
Jack Ferris	11	11	5	61*	305	50.83	-	2	-	-	26	0	158	3	52.67	1-12	-	-	52.0	6.08
Simon Flynn	14	13	3	39*	225	22.50	-	-	-	-	45.4	1	303	13	23.31	3-9	-	-	21.1	6.64
James Kirkpatrick	13	13	1	49	208	17.33	-	-	-	-	-	-	-	-	-	-	-	-	-	-
Harry McClurg	2	0	-	-	-	-	-	-	-	-	2	0	17	2	8.50	2-17	-	-	6.0	8.50
Chris McIvor	11	10	1	52*	190	21.11	-	1	-	-	7	0	63	2	31.50	1-21	-	-	21.0	9.00
Greg Newell	11	9	3	35	71	11.83	-	-	-	-	20.2	0	156	6	26.00	1-6	-	-	20.3	7.67
Braden Petherbridge	10	7	4	8*	24	8.00	-	-	-	-	26	2	169	9	18.78	2-0	-	-	17.3	6.50
Todd Ramsay-Boyd	11	11	4	54*	184	26.29	-	1	-	-	37.2	0	219	19	11.53	4-25	1	-	11.8	5.87
Damien Whiting	11	3	1	4	6	3.00	-	-	1	-	36	0	270	13	20.77	3-14	-	-	16.6	7.50

Final Women's Competition Points

Premier Cup (one-day)

Lancaster Park	64
Old Boys Collegians	44
Sydenham Stars	30
St Albans	18

Final: LP v OBC - abandoned

3rd Place: **Syd v St A - abandoned**

Premier (Sixes) - Kirsty Bond Series

Lancaster Park	38
Old Boys Collegians	30
St Albans	11
Sydenham Stars	10

Final: LP beat OBC

Premier Twenty20

Lancaster Park	15
Old Boys Collegians	10
Sydenham Stars	5
St Albans	0

Final: LP beat OBC

Phyl Blackler Series (one-day)

St Albans (Div 1)	76.10
Old Boys Collegians (Div 1)	54.77
Sydenham Stars (T20)	51.23
Lancaster Park (Div 1)	43.24
St Albans ARTIFICIAL MAIDENS (T20)	36.31
Heathcote (T20)	30.36

Final: **St A (D1) v OBC (D1) - cancelled**

3rd Place: Syd (T20) v LP (D1) - cancelled

5th Place: **St A AM v Heath (T20) - cancelled**

Debbie Hockley Series (Twenty20)

Old Boys Collegians (Div 1)	33.28
St Albans (Div 1)	28.30
Sydenham Stars (T20)	26.55
Heathcote (T20)	11.62
Lancaster Park (Div 1)	9.30
St Albans ARTIFICIAL MAIDENS (T20)	9.15

Final: **St A (D1) beat OBC (D1)**

3rd Place: Heath (T20) beat Syd (T20)

5th Place: **LP (D1) beat St A AM**

Youth Women

North West Youth Cricket Green	74
North West Youth Cricket Red	69
Old Boys Collegians-Country Gold	66
Lancaster Park	46
Sydenham Youth	36
Tai Tapu	34
St Albans	28

Year 7/8

Sydenham Turner J Stars	65
Syd Turner N Stars	45
Old Boys Collegians-Country Martin	45
St Albans	30
Halswell 3	15
x-Sumner Blades	5

x - denotes withdrawn

Premier Women

	P	W	L	T/NR	Place
One-day:	14	3	11	0	4th (4)
Twenty20:	3	0	3	0	4th (4)
Sixes:	9	2	7	0	3rd (4)
Total:	26	5	21	0	

The start of the season saw the Premier and Division 1 teams combine for training sessions. A major outcome from this was the promotion of a few players to the Premier side: Georgia Edge, Lucy Murray and Ellena Firth. These three girls are all still in high school but had proven themselves to be more than capable of making the step up.

Leaving the side was Lizzie Dillam and Shona Keaney, both returning home to the UK. We were also missing Ash Mortimer, who broke her leg playing rugby just a week before cricket season. Gabby Sullivan spent the first half of the season in the UK.

Taking over the captaincy was Georgia Clarke, who has been in the Premier side for several years. Chris Sullivan was handed the coaching hat, joined at trainings by Nick Glennie, who coached the Division 1 side.

Our first real game was against Old Boys Collegians where we successfully defended 157. Unfortunately, this win was not repeated in the weeks to come, as we stumbled to five consecutive losses.

The end of November saw the first of the Kirsty Bond Series six-a-side matches (played when the Canterbury players are unavailable). Not to be disheartened by our one-day results, we started this series on a high with a final-over win against Sydenham. Sadly, this was to be one of just two wins in this series. A real highlight was an unbeaten opening partnership of 76 between Ellena Firth and Paige van Beurten against OBC.

2018 began with a Twenty20 series. While we were winless in this competition, Sophie Gray's 42 against OBC was a notable individual achievement.

Come February, we had to say goodbye to Sophie Gray and Hayley Schimanski, who both made the move to Dunedin to pursue higher education. We wish them well. We also lost Katie Morris for most of the second half the season due to injury.

To balance the departures, Gabby Sullivan returned from her overseas adventure to boost our bowling line-up. Replacing Sophie on wicket-

keeping duties, we welcomed back the fit-again Ash Mortimer. Once again, Ash committed herself to making the weekly trip from Timaru; we thank her and mum Penni for their commitment.

The season ended the way it started: with an abandonment due to rain, leaving us in fourth place for the one-day competition.

While the results were not usually in our favour, the team can take some positives from the experience. Natalie Cox was impressive as always with the bat, amassing over 300 runs from her 12 games. Ellena also showed her worth with the bat, scoring one of the teams four 50s. Lucy Murray and Katie Morris were exceptional with the ball, taking 21 and 20 wickets respectively.

The team player of the year was awarded to Georgia Edge for her outstanding bowling.

As well as the regulars, the team had many players come and go with 24 featuring in all. A special mention to our New Zealand players Lea Tahuhu, Amy Satterthwaite and Thamsyn Newton; we appreciate your continued commitment to the club. In addition to these ladies, we also thank Maya Pankhurst, Lily Collier, Kate van Beurten, Brydie Washington, Katie Harrison, Emily Glennie and Christine Viney.

Thank you to Chris and Nick for your coaching efforts. We look forward to a good rest before the 2018/19 season.

Tegan Weston



Natalie Cox keeps her eye on the ball in the field for the Premier women.

Premier Women Averages, 2017/18

	Mat	Inn	NO	HS	Runs	Ave	100	50	Ct	St	O	M	R	W	Ave	Best	4wi	5wi	SR	Econ
A Allan	2	2	0	1	1	0.50	-	-	-	-	-	-	-	-	-	-	-	-	-	-
Georgia Clarke	14	14	2	54*	262	21.83	-	1	7	-	52.2	5	258	13	19.85	3-19	-	-	24.2	4.93
Lily Collier	2	2	0	14	14	7.00	-	-	-	-	-	-	-	-	-	-	-	-	-	-
Natalie Cox	12	12	0	68	304	25.33	-	2	5	1	14	1	88	2	44.00	1-9	-	-	42.0	6.29
Georgia Edge	22	18	7	47	140	12.73	-	-	4	-	95.5	8	391	14	27.93	3-15	-	-	41.1	4.08
Ellena Firth	20	17	5	54*	210	17.50	-	1	5	-	69.4	1	455	5	91.00	2-8	-	-	83.6	6.53
Emily Glennie	1	0	-	-	-	-	-	-	-	-	-	-	-	-	-	-	-	-	-	-
Sophie Gray	12	12	0	42	190	15.83	-	-	3	-	-	-	-	-	-	-	-	-	-	-
Ashley Harrison	24	22	1	18	97	4.62	-	-	1	-	10	0	112	1	112.00	1-21	-	-	60.0	11.20
Katie Harrison	1	1	0	0	0	0.00	-	-	-	-	0.1	0	1	0	-	-	-	-	-	6.00
Katie Morris	16	15	3	24	140	11.67	-	-	1	-	90	11	424	20	21.20	4-19	2	-	27.0	4.71
Ash Mortimer	5	5	0	35	39	7.80	-	-	-	-	-	-	-	-	-	-	-	-	-	-
Lucy Murray	22	17	1	11*	43	2.69	-	-	1	-	78.1	2	486	21	23.14	3-29	-	-	22.3	6.22
Thamsyn Newton	4	4	0	30	83	20.75	-	-	-	-	17.4	2	64	3	21.33	2-6	-	-	35.3	3.62
Maya Panckhurst MP	6	4	1	6*	8	2.67	-	-	1	-	17.5	0	121	4	30.25	3-55	-	-	26.8	6.79
Amy Satterthwaite	4	4	0	45	106	26.50	-	-	2	-	30	2	71	4	17.75	1-10	-	-	45.0	2.37
Hayley Schimanski	15	10	0	4	13	1.30	-	-	1	-	18.2	0	146	0	-	-	-	-	-	7.96
Gabrielle Sullivan	8	8	0	16	69	8.63	-	-	-	-	30.3	0	153	4	38.25	1-7	-	-	45.8	5.02
Lea Tahuu	4	4	0	37	76	19.00	-	-	-	-	9	2	48	2	24.00	2-15	-	-	27.0	5.33
Kate van Beurten	1	1	1	2*	2	-	-	-	-	-	-	-	-	-	-	-	-	-	-	-
Paige van Beurten	16	14	5	25*	84	9.33	-	-	4	-	4.5	0	70	0	-	-	-	-	-	14.48
Christine Viney	3	2	1	7*	7	7.00	-	-	-	-	3	0	20	0	-	-	-	-	-	6.67
Brydie Washington	6	4	0	4	6	1.50	-	-	-	-	5.5	0	48	2	24.00	1-13	-	-	17.5	8.23
Tegan Weston	13	13	1	15	68	5.67	-	-	4	-	4	0	36	0	-	-	-	-	-	9.00



Above: Katie Morris bowls a tight spell of 1-18 off 10 overs for the Premier women against Sydenham on Hagley 3.



Left: Premier wicket-keeper Sophie Gray received a call-up to the Canterbury Magicians squad during the season.

Division 1 Women

	P	W	L	T/NR	Place
One-day (PBS):	10	9	1	0	1st (6)
Twenty20 (DHS):	5	4	1	0	1st (6)
Total:	15	13	2	0	

2017/18 brought a few changes to this side, as several of last season's key performers were promoted to the Premiers. However, despite this the team still proved dominant, winning both the Twenty20 and one-day titles.

It is the second year in a row we have won the Twenty20 competition and the second time St Albans has achieved a double triumph in Division 1. The first came in 2005/06, the season in which the T20 format was introduced at this level.

Similar to the previous season, with our grade and the social T20 grade amalgamating, the one-day competition was a mixture of eight-a-side (20-over) and nine-a-side (30-over) games depending on who the opposition was.

Nick Glennie was once again the coach of the side. Nick is a fantastic mentor and has excellent rapport with the team. It is beyond doubt that a huge slice of the team's success can be attributed to Nick.

The main players to feature this season were:

Brydie Washington is a handy bowler. She is also a running star, which made it easy for her to steal quick runs when batting.

Lily Collier showed her love of the game by playing two matches per day: Youth grade in the morning and Division 1 in the afternoon. Lily frequently top scored with the bat and recently took up spin bowling as well as keep wicket. Thank you to dad Paul for the excellent taxi service and umpiring.

Charlotte Glennie was the captain of the side. Charlotte earned the respect of her team-mates with her sensible and smart leadership. Charlotte was also a useful bowler, taking the most wickets (14) over the season.

Emily Glennie was new to the grade, having made the step up from Division 2. She didn't let this stop her, proving to be the stand-out batter in the side with a high score of 52.

Katelyn Hogg was the team's wicket-keeper prior to Christmas. Katelyn was highly dedicated, travelling up from Ashburton for both

trainings and matches. Unfortunately, work commitments meant that she was unavailable for the latter half of the season.

Maya Panckhurst hails from the Merivale-Papanui club but was able to play for Saints under the rules of the zone system. Maya was a key bowler for the team and played on occasion for the Premier side also.

Isabel Simmons was one of the more economical bowlers of the team, conceding an average of just four an over in what were mostly T20 games.

Finals day for the T20 competition was held in early March against Old Boys Collegians. Batting first, we posted a score of 124, led by Emily Glennie's 36. While slightly lower than we wanted, we were nervously confident in our defence. The game was tight as OBC initially kept up with the asking rate. Maya Panckhurst soon changed this, conceding just 11 runs off her four overs. OBC were ultimately held to 109 for us to claim victory.

The one-day final to end the season was also to be against OBC. The rain cancelled this plan, however our top-of-the-table status landed us with the title.

In addition to the regulars, we also had a number of players who appeared as fill-ins: Estella Wallace, Kaylee Tavendale, Katie Harrison, Christine Viney, Maddie Dempsey, Hannah and Rebecca Stanley, Bronte Bennie-Steel, Mikayla Nortman, Joey Hull and Brianna Longdin. Thank you for your help.

Tegan Weston



Emily Glennie receives the award for the most improved young female player of the year from club president Graham Curgenven.

Division 1 Women Averages, 2017/18

	Mat	Inn	NO	HS	Runs	Ave	100	50	Ct	St	O	M	R	W	Ave	Best	4wi	5wi	SR	Econ
Grace Ansell	5	5	2	53*	132	44.00	-	1	1	-	18	0	65	4	16.25	1-6	-	-	27.0	3.61
Lily Collier	7	6	3	54*	176	58.67	-	1	1	-	13	0	74	10	7.40	3-26	-	-	7.8	5.69
Charlotte Glennie	11	7	1	7	16	2.67	-	-	2	-	29.1	2	113	14	8.07	3-5	-	-	12.5	3.87
Emily Glennie	11	11	3	52	206	25.75	-	1	2	-	27	0	192	1	192.00	1-29	-	-	162.0	7.11
Katelyn Hogg	5	5	0	55	64	12.80	-	1	2	-	1	0	3	0	-	-	-	-	-	3.00
Brianna Longdin	2	1	0	0	0	0.00	-	-	1	-	7	1	22	2	11.00	2-10	-	-	21.0	3.14
Mikayla Nortman	3	3	2	34*	45	45.00	-	-	1	-	2.1	0	14	1	14.00	1-1	-	-	13.0	6.46
Maya Panckhurst	7	7	1	24*	66	11.00	-	-	1	-	26	3	78	7	11.14	3-9	-	-	22.3	3.00
Isabel Simmons	8	5	0	20	22	4.40	-	-	-	-	25	2	102	6	17.00	2-4	-	-	25.0	4.08
Kaylee Tavendale	2	2	0	50	50	25.00	-	1	1	-	8	1	22	0	-	-	-	-	-	2.75
Estella Wallace	4	4	0	27	55	13.75	-	-	-	-	10.2	0	56	6	9.33	3-10	-	-	10.3	5.42
Brydie Washington	8	5	1	10*	29	7.25	-	-	-	-	16	0	94	6	15.67	2-8	-	-	16.0	5.88
Tegan Weston	4	4	1	43*	124	41.33	-	-	-	1	4	1	9	0	-	-	-	-	-	2.25



Above: Maya Panckhurst bowling for the Division 1 women in a St Albans derby match against the T20 Artificial Maidens on the Polo grounds.

Below: Tegan Weston hits over the top for the Premier women.



Social Twenty20 Women ARTIFICIAL MAIDENS

	P	W	L	T/NR	Place
Twenty20 (PBS):	10	3	7	0	5th (6)
Twenty20 (DHS):	5	1	4	0	6th (6)
Total	15	4	11	0	

The Artificial Maidens cracked into another year with limited entries in the Social Twenty20 grade, leading to another competition combined with Division 1.

Our off-season manager Rachel Harris may not have met her KPIs, as we are still waiting for those individual goals.

As it turns out, Division 1 teams tend to practice a bit over the winter - and, shockingly, during the season as well - which meant our years of winning without really trying had come to a close.

Most of our games were competitive and when we lost it was often in the last few overs and only by a small margin. This meant the cricket was highly enjoyable and well worth turning up for on the day.

It is also fantastic to see the young girls moving up through the grades, improving their skills and hopefully continuing to play the game as adults. We like to think that we played a small part this season in teaching the younger generation how to enjoy their time on the field that little bit more.

Our usual contingent of players returned again this year, loyal social cricketers that they are. Myself, Anna Archbold, Jo Bond, Punam Dahya, Sarah French, Elrie Jordaan, Chris O'Brien-Smith and Rachel made up the bulk of the team each week.

We were well supported by regular fill-ins such as newcomer Laura Bates, and one-off appearances by quality ex-players such as Faye Tahere, Mel Reid and Amy (Mush) Turner. Some games were played without a full contingent of eight players, but we battled on anyway.

The team produced some great individual performances throughout the season. Topping the list was an epic batting show on a somewhat average Polo wicket by Punam, who made 79 not out made up mainly of fours hit to all corners of ground. Bondi also batted to her normal high standard, with an average nearing 30 and two of the team's three half-centuries for the season.

'Bondi' also topped the bowling as the highest wicket-taker once again, but the most notable bowling effort came from Anna, taking 3 for 13 in a miserly spell to help us beat Lancaster Park's Division 1 team. Elrie

also did her bit with the ball, bowling the most overs and taking the second-most wickets in the team.

The keeping show was held up by Frenchy with her usual high spirits keeping everyone entertained in the field. Anna filled in with the gloves when required, with both keeping the byes to a minimum and dealing with the usual array of inconsistent bowling.

Chris held onto her fielding spot at point, keeping us all focused on the real winner each week: cricket.

We also had some excellent team bonding sessions while making full use of free tickets to international matches, courtesy of our team-mate with contacts in high places (Rachel).

All-in-all, the 2017/18 season was another enjoyable experience with a more competitive grade, which really pushed us to perform at our best each week.

We are looking forward to a similar season next year, with a strong feeling amongst the team that new uniforms will greatly increase our number of wins! Top work Maidens!

Jodi Archbold



Jo Bond attacks a short ball during an innings for the Artificial Maidens.

Social Twenty20 Women ARTIFICIAL MAIDENS Averages, 2017/18

	Mat	Inn	NO	HS	Runs	Ave	100	50	Ct	St	O	M	R	W	Ave	Best	4wi	5wi	SR	Econ
Anna Archbold	7	4	0	24	41	10.25	-	-	-	-	29	0	155	7	22.14	3-13	-	-	24.9	5.34
Jodi Archbold	7	7	1	38	146	24.33	-	-	1	-	24	1	186	5	37.20	2-49	-	-	28.8	7.75
Laura Bates	4	2	1	0*	0	0.00	-	-	-	-	-	-	-	-	-	-	-	-	-	-
Josephine Bond	9	9	3	54*	178	29.67	-	2	2	-	39.1	1	186	9	20.67	2-18	-	-	26.1	4.75
Punam Dahya	9	7	2	79*	144	28.80	-	1	-	-	21	0	152	1	152.00	1-13	-	-	126.0	7.24
Sarah French	9	9	3	42*	132	22.00	-	-	-	-	5	0	35	0	-	-	-	-	-	7.00
Rachel Harris	4	4	2	20*	24	12.00	-	-	-	-	-	-	-	-	-	-	-	-	-	-
Elrie Jordaan	9	5	0	8	17	3.40	-	-	4	-	42	1	184	7	26.29	2-23	-	-	36.0	4.38
Chris O'Brien-Smith	10	5	3	2	4	2.00	-	-	-	-	2	0	28	0	-	-	-	-	-	14.00
Mel Reid	2	2	0	31	38	19.00	-	-	-	-	-	-	-	-	-	-	-	-	-	-



St Albans Cricket Club

2018/19 OPENING DAY

Saturday, September 29, 2018

Hagley Oval, Riccarton Avenue

3:15pm - Official Opening

(wet or fine)

Opening of 2018/19 season

Afternoon tea and bar open

New members, male and female, experienced or inexperienced, are warmly invited to attend and register for the 2018/19 season.

All existing members are encouraged to make every effort to attend Opening Day.

If you are unable to attend please ensure that your Club Captain is aware of your availability for the season prior to Opening Day, when teams need to be entered, so an indication of numbers is critical.

For further information contact:

Pierre Flavell (Chairman)

Ph: 021 269 5926 (M)

Youth Women

	P	W	L	T/NR	Place
One-day:	14	3	11	0	7th (7)

This was a new grade, which we cautiously pulled a team together for. The team was made up of a mix of new girls, players from last year's junior section as well as from Division 1. The main players to feature were:

Hannah Stanley is an all-rounder. With the ball, she bowls slowly and accurately, while with the bat she sticks around. Hannah was the key force behind one of the team's wins through a batting partnership (with Emelia Hinton) which provided endless frustration to the opposition bowlers.

Estella Wallace was feared by the opposing batters for her pace. At just 13 years old, Estella took wicket after wicket and scored a fair few runs. Estella's contributions earned her the player of the year award.

Lily Collier was the recipient of the batter of the year award. She was the highest run scorer in the female section of the club, with 354 runs at an average of 32. Lily also provided a spin bowling option and contributed as a mentor for the younger players in the team.

Samantha Hood was new to cricket this year. She was eager to learn and contributed with bat and ball. Samantha left us at the start of February as her netball commitments took over.

Rebecca Stanley made the jump to the Youth team halfway through the season. As the youngest in the team, she often fooled the opposition into letting their guard down before she tore through their batting order. Rebecca was awarded the bowler of the year.

Greer Richards also made the jump into the Youth team post-Christmas. Greer frequently picked up wickets, with best figures of 3-31. Greer was also an exceptional fielder.

Maddie Dempsey was by far the team's most dedicated player, often seen after trainings still practicing her technique. Her commitment paid off, as her runs increased significantly later in the season. Maddie was awarded the most improved player.

Ashleigh Fleming was the team's initial wicket-keeper and a top-order bat. She was also a spin bowler with a useful arm-ball. Ashleigh left us after Christmas to play korfbal.

Emelia Hinton is an accurate bowler. Emelia provided one of the stand-out performances of the season with her 4-13 against Old Boys Collegians-Country Gold.

As the youngest team in the competition - and often short on numbers - the team did not fare well to begin with. In the middle of the season, the tide suddenly turned for the girls. In the New Year the team produced stunning performances across three consecutive weeks: they toppled Sydenham (won through incredible fielding, including a remarkable ankle-high catch by Greer Richards and a couple of direct-hit run outs); bowled out Lancaster Park for just 40 runs (with Estella's 5-3 the best figures of the season); and then won big against Tai Tapu to cap it off.

While we didn't always get the results, it was great to see how far some of the girls came over the season. Well done to you all.

Thank you to the amazing mums and dads who helped out throughout the season.

Tegan Weston



Hagley Oval hosted numerous international fixtures this summer, including a Test, three men's ODIs, one women's ODI and six ICC Under-19 World Cup matches.

Youth Women Averages, 2017/18

	Mat	Inn	NO	HS	Runs	Ave	100	50	Ct	St	O	M	R	W	Ave	Best	4wi	5wi	SR	Econ
Maisie Bennie-Steel	2	2	1	8*	8	8.00	-	-	-	-	7.4	0	36	4	9.00	4-25	1	-	11.5	4.70
Lily Collier	8	8	2	61*	164	27.33	-	1	7	-	38	3	156	7	22.29	2-30	-	-	32.6	4.11
Maddison Dempsey	9	9	0	19	33	3.67	-	-	1	-	9	0	60	3	20.00	2-22	-	-	18.0	6.67
Ashleigh Fleming	3	3	0	12	19	6.33	-	-	-	-	14.2	0	85	1	85.00	1-26	-	-	86.0	5.93
Emelia Hinton	11	11	2	13*	38	4.22	-	-	-	-	38.3	0	212	9	23.56	4-13	1	-	25.7	5.51
Boadicea Lynch SYD	2	2	0	20	23	11.50	-	-	-	-	11	0	47	3	15.67	3-26	-	-	22.0	4.27
Greer Richards	5	4	0	11	27	6.75	-	-	1	-	20	1	101	6	16.83	3-31	-	-	20.0	5.05
Hannah Stanley	12	12	2	12*	26	2.60	-	-	-	-	38	0	207	2	103.50	1-9	-	-	114.0	5.45
Rebecca Stanley	6	5	1	8	23	5.75	-	-	-	-	23	4	89	9	9.89	3-28	-	-	15.3	3.87
Estella Wallace	10	10	0	38	160	16.00	-	-	5	-	43.4	9	135	14	9.64	5-3	-	1	18.7	3.09

Year 7/8 Girls

	P	W	L	T/NR	Place
One-day:	15	6	9	0	4th (6)

Capably managed by Anthea Stanley, the core of this team has been together for four years, so have had plenty of experience as a squad.

New to the side this season were Lulu Ovens, Ella Broughton-Wealleans and Maisie Bennie-Steel. Maisie had previously been playing boys cricket, Ella joined us from another club, while Lulu was new to cricket.

Returning players were: captain Eve Doocey, Rebecca Doocey, Trinity Wright, Sienna Godfrey-Chatterton, Harriet Kinney, Rebecca Stanley, Greer Richards and Maia Grant.

The season started off with consecutive losses but the first win came the next week against the Sumner Blades when Trinity smashed 56 runs, aided by Sienna who was still not out after facing 45 balls. Harriet managed a similar feat to Sienna the following week.

A month later, the stand-out performance of the season occurred when Eve Doocey scored a blistering 81 not out. She was supported at the other end by Ella who was unbeaten on 12. Sadly, this was not enough to win us the game, but it was incredible cricket nonetheless.

After Christmas, we were joined by Honey Gosney. Honey quickly established herself as a key batter, sending many balls straight to the boundary with her softball-style shots.

Further changes to the line-up saw Greer Richards and Rebecca Stanley moving up to the Youth side. Rebecca's wicket-keeping duties were temporarily relieved by Lulu Ovens. Lulu proved fearless behind the stumps, at one point taking a ball to the helmet and barely flinching.

At this time, coach Ryan Thomas was forced to step down due to work commitments. We were thankful to have a capable replacement in Honey's father Corrie. Corrie soon got the team working on their fielding with his no-nonsense coaching style.

The team ended the season mid-table. Team award winners were:

- Player of the Year - Eve Doocey
- Batter of the Year - Trinity Wright
- Bowler of the Year - Maisie Bennie-Steel
- Most Improved Player - Greer Richards/Ella Broughton-Wealleans
- Spirit of Cricket Award - Harriet Kinney

Tegan Weston



Award winners galore at the club prize-giving.

Clockwise from top left: Joel Turner (3C Buccaneers), Kade Atkinson (Cavaliers T20 Fozzies), Manpreet Sharma (2B Cobras). The trio picked up 15 awards between them and were all nominees for the club player of the year award.

Teenagers Connor Falloon (bottom left) and Tom Flavell proved age is no barrier to success in the adult grades, following in the footsteps of their parents at St Albans. Falloon had the best bowling figures in the club (6-13) and Flavell took the most wicket-keeping dismissals (40).



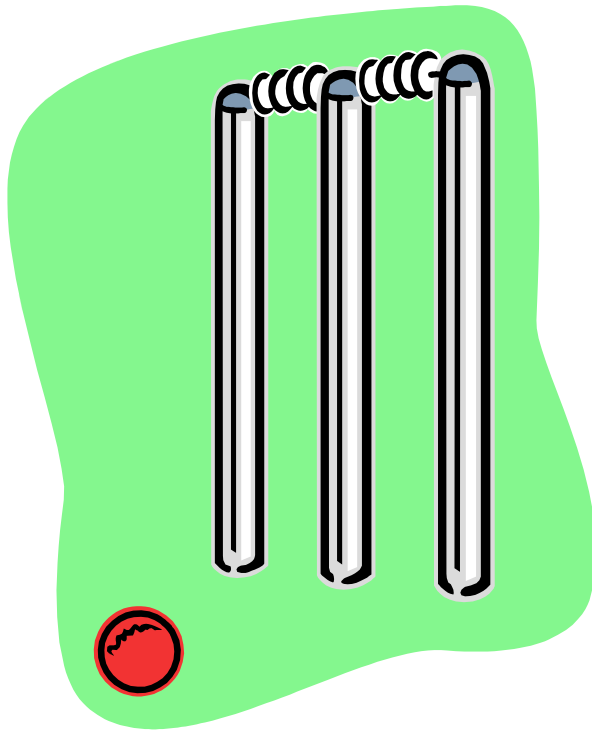


The formidable winning quiz team from the Premier men - William Southby, Ben Langrope (second win), Aaron Johnstone (third) and Matt Holstein (second).



The first new committee formed since the departure of Alan Jamieson. A significant reshuffle was made, with as many as five additions or role changes in the executive as well as a couple more on the general committee itself.

CLUB RECORDS



Premier Men Two-day Career Averages

	Debut	Mat	Inn	NO	HS	Runs	Ave	100	50	Ct	St	O	M	R	W	Ave	Best	5wi	SR	Econ
JJ Ballantine Dykes	2017/18	1	1	0	5	5	5.00	-	-	-	-	-	-	-	-	-	-	-	-	-
DE Budge	2015/16	11	19	2	93	611	35.94	-	5	10	-	58.5	10	215	7	30.71	3-31	-	50.4	3.65
RN Cockburn	2016/17	7	8	0	38	181	22.63	-	-	2	-	42.3	12	79	6	13.17	2-18	-	42.5	1.86
GJ Dawson	2007/08	64	107	13	116	2979	31.69	4	15	48	-	31.4	1	144	2	72.00	1-6	-	95.0	4.55
SJ Gilbert	2016/17	3	3	0	19	35	11.67	-	-	2	-	-	-	-	-	-	-	-	-	-
JLF Harper	2012/13	7	9	2	77*	166	23.71	-	1	3	-	37.5	12	106	7	15.14	5-26	1	32.4	2.80
MP Holstein	2007/08	68	75	28	49*	899	19.13	-	-	40	-	1222	327	2898	203	14.28	7-15	5	36.1	2.37
CF Johnson	2014/15	17	9	6	14*	46	15.33	-	-	8	-	215.4	47	658	34	19.35	5-70	1	38.1	3.05
AF Johnstone	2001/02	122	126	41	59	1284	15.11	-	1	309	34	4	0	30	1	30.00	1-21	-	24.0	7.50
BJ Langrope	2005/06	91	129	22	90	2609	24.38	-	17	62	-	910	166	3011	145	20.77	6-12	2	37.7	3.18
TM Lortan	2017/18	5	8	3	63*	197	39.40	-	2	9	-	-	-	-	-	-	-	-	-	-
TA Meyrick	2015/16	17	17	2	72	260	17.33	-	1	5	-	263.1	52	737	45	16.38	5-43	2	35.1	2.80
RA Polson	2015/16	14	20	0	55	332	16.60	-	2	9	-	10	1	42	1	42.00	1-18	-	60.0	4.20
DJ Sharples	2012/13	17	21	2	90	558	29.37	-	5	18	1	25	2	109	7	15.57	3-37	-	21.4	4.36
JM Southby	2014/15	24	35	1	71	553	16.26	-	2	7	-	47.4	11	154	5	30.80	2-11	-	57.2	3.23
WT Southby	2012/13	13	19	1	52*	213	11.83	-	1	10	-	-	-	-	-	-	-	-	-	-
JH Tapper	2015/16	19	19	9	29	152	15.20	-	-	9	-	387.1	93	1067	68	15.69	5-37	2	34.2	2.76
BJ Thatcher	2015/16	12	11	1	28*	130	13.00	-	-	5	-	91	22	299	10	29.90	3-51	-	54.6	3.29

Premier Men One-day Career Averages

	Debut	Mat	Inn	NO	HS	Runs	Ave	100	50	Ct	St	O	M	R	W	Ave	Best	Swi	SR	Econ
GJ Dawson	2008/09	79	78	6	146*	2466	34.25	1	18	31	-	33.5	1	112	9	12.44	3-46	-	22.6	3.31
MP Holstein	2007/08	74	48	15	92*	561	17.00	-	1	26	-	565.1	68	1768	90	19.64	4-10	-	37.7	3.13
CF Johnson	2016/17	7	3	2	6*	13	13.00	-	-	3	-	50.4	5	227	8	28.38	2-21	-	38.0	4.48
AF Johnstone	2001/02	147	81	25	34*	563	10.05	-	-	177	35	-	-	-	-	-	-	-	-	-
BJ Langrope	2005/06	100	79	17	83	1516	24.45	-	7	30	-	562.5	49	2356	116	20.31	7-16	1	29.1	4.19
TM Lortan	2017/18	7	7	0	98	286	40.86	-	3	4	-	3	0	16	0	-	-	-	-	5.33
TA Meyrick	2015/16	19	12	3	47	143	15.89	-	-	4	-	147.3	11	566	24	23.58	3-24	-	36.9	3.84
RA Polson	2015/16	21	18	0	51	298	16.56	-	1	7	-	2	0	10	0	-	-	-	-	5.00
DJ Sharples	2013/14	12	11	0	53	223	20.27	-	1	5	1	14	1	46	2	23.00	1-19	-	42.0	3.29
JM Southby	2014/15	21	20	1	63	366	19.26	-	3	7	-	52.2	4	226	10	22.60	5-22	1	31.4	4.32
WT Southby	2014/15	15	14	2	63	189	15.75	-	1	7	-	-	-	-	-	-	-	-	-	-
JH Tapper	2015/16	25	13	1	66	165	13.75	-	1	7	-	187.4	29	741	39	19.00	4-24	-	28.9	3.95
BJ Thatcher	2016/17	12	9	1	39	105	13.13	-	-	4	-	69.4	7	323	17	19.00	5-36	1	24.6	4.64

Premier Men Twenty20 Career Averages

	Debut	Mat	Inn	NO	HS	Runs	Ave	100	50	Ct	St	O	M	R	W	Ave	Best	5wi	SR	Econ
DE Budge	2015/16	13	12	3	48*	257	28.56	-	-	7	-	4	0	31	1	31.00	1-19	-	24.0	7.75
GJ Dawson	2008/09	34	31	4	86	591	21.89	-	5	10	-	-	-	-	-	-	-	-	-	-
MP Holstein	2008/09	26	9	5	21	45	11.25	-	-	9	-	86.2	1	434	23	18.87	3-13	-	22.5	5.03
AF Johnstone	2005/06	45	14	5	29*	131	14.56	-	-	46	9	-	-	-	-	-	-	-	-	-
BJ Langrope	2005/06	43	36	8	62	424	15.14	-	1	22	-	133.5	4	929	45	20.64	3-20	-	17.8	6.94
TM Lortan	2017/18	6	6	1	41	127	25.40	-	-	1	-	3	0	28	1	28.00	1-28	-	18.0	9.33
TA Meyrick	2015/16	19	13	3	39	166	16.60	-	-	8	-	64.4	1	321	27	11.89	4-18	-	14.4	4.96
RA Polson	2015/16	17	16	2	131*	542	38.71	1	2	5	-	2	0	6	2	3.00	1-2	-	6.0	3.00
DJ Sharples	2012/13	14	13	3	54	157	15.70	-	1	5	-	10	1	48	2	24.00	1-10	-	30.0	4.80
JM Southby	2015/16	12	11	1	63*	249	24.90	-	1	2	-	10.2	0	64	5	12.80	4-25	-	12.4	6.19
JH Tapper	2015/16	18	6	2	22*	47	11.75	-	-	4	-	68.5	1	407	26	15.65	4-14	-	15.9	5.91
BJ Thatcher	2015/16	17	9	5	25*	94	23.50	-	-	10	-	51	3	299	22	13.59	4-38	-	13.9	5.86

Premier Women Career Averages

	Debut	Mat	Inn	NO	HS	Runs	Ave	100	50	Ct	St	O	M	R	W	Ave	Best	SR	Econ
A Allan	2017/18	2	2	0	1	1	0.50	-	-	-	-	-	-	-	-	-	-	-	-
Georgia Clarke	2012/13	59	43	10	58	620	18.79	-	2	10	-	310.4	39	1132	54	20.96	4-25	34.5	3.64
Lily Collier	2016/17	5	5	0	15	42	8.40	-	-	-	-	-	-	-	-	-	-	-	-
Natalie Cox	2007/08	99	84	14	73	1459	20.84	-	11	29	1	158.2	10	899	31	29.00	3-17	30.6	5.68
Georgia Edge	2016/17	23	19	7	47	143	11.92	-	-	4	-	97.5	8	402	14	28.71	3-15	41.9	4.11
Ellena Firth	2016/17	22	19	5	54*	219	15.64	-	1	5	-	72.4	1	472	5	94.40	2-8	87.2	6.50
Emily Glennie	2017/18	1	0	-	-	-	-	-	-	-	-	-	-	-	-	-	-	-	-
Sophie Gray	2014/15	51	47	5	46*	510	12.14	-	-	18	1	4.5	0	32	0	-	-	-	6.62
Ashley Harrison	2015/16	58	53	1	28	287	5.52	-	-	4	-	108.2	9	666	21	31.71	4-24	31.0	6.15
Katie Harrison	2017/18	1	1	0	0	0	0.00	-	-	-	-	0.1	0	1	0	-	-	-	6.00
Katie Morris	2010/11	90	79	12	37	778	11.61	-	-	15	-	405.5	36	1813	99	18.31	5-23	24.6	4.47
Ash Mortimer	2016/17	17	17	1	35	120	7.50	-	-	3	-	-	-	-	-	-	-	-	-
Lucy Murray	2016/17	23	18	1	11*	44	2.59	-	-	1	-	79.1	2	490	22	22.27	3-29	21.6	6.19
Thamsyn Newton	2013/14	27	26	5	124*	761	36.24	2	2	9	-	117.4	10	478	25	19.12	4-18	28.2	4.06
Maya Panckhurst	2017/18	6	4	1	6*	8	2.67	-	-	1	-	17.5	0	121	4	30.25	3-55	26.8	6.79
Amy Satterthwaite	2001/02	166	148	18	180	4603	35.41	8	21	59	-	1046	158	3590	174	20.63	6-43	36.1	3.43
Hayley Schimanski	2014/15	33	22	8	5	26	1.86	-	-	5	-	55.2	5	349	5	69.80	2-13	66.4	6.31
Gabrielle Sullivan	2013/14	43	43	7	49*	465	12.92	-	-	8	-	230	33	813	38	21.39	4-14	36.3	3.53
Lea Tahuahu	2004/05	106	81	19	99*	1318	21.26	-	4	26	2	436.5	36	1959	82	23.89	5-20	32.0	4.48
Kate van Beurten	2010/11	5	4	3	5*	9	9.00	-	-	2	-	-	-	-	-	-	-	-	-
Paige van Beurten	2013/14	40	35	13	25*	163	7.41	-	-	8	-	33.3	2	222	4	55.50	2-11	50.3	6.63
Christine Viney	2017/18	3	2	1	7*	7	7.00	-	-	-	-	3	0	20	0	-	-	-	6.67
Brydie Washington	2017/18	6	4	0	4	6	1.50	-	-	-	-	5.5	0	48	2	24.00	1-13	17.5	8.23
Tegan Weston	2014/15	54	52	1	51	631	12.37	-	1	12	-	87.2	6	452	10	45.20	1-6	52.4	5.18

Championship Wins

Men:

Premier: (two-day)	1909/10, 1910/11, 1925/26, 1949/50, 1954/55, 1956/57, 1963/64, 1964/65, 1986/87, 1987/88, 1988/89, 1989/90, 1991/92, 1993/94, 2000/01, 2001/02, 2004/05, 2008/09, 2009/10, 2011/12, 2013/14, 2017/18
(one-day)	1982/83, 1987/88, 1991/92, 2002/03, 2003/04, 2008/09, 2011/12, 2014/15, 2015/16
(Press Knockout Cup)	1995/96, 1996/97, 2001/02
(Twenty20)	2007/08, 2010/11, 2015/16, 2017/18
2A Grade: (combined/two-day)	1914/15, 1916/17, 1928/29, 1935/36, 1949/50, 1960/61, 1969/70, 1971/72, 1976/77, 1977/78, 1988/89, 1993/94, 2004/05, 2008/09, 2016/17
(one-day)	2007/08, 2017/18
(Twenty20)	2017/18
(Timed)	-
2B Grade: (combined/two-day)	1980/81, 1990/91, 2008/09, 2014/15, 2015/16
(one-day)	2017/18
(Twenty20)	2015/16, 2016/17
(Timed)	-
CSCA Senior B Grade:	2005/06
3A Grade:	1958/59, 1974/75, 1976/77, 1979/80, 1980/81, 1981/82, 1983/84, 1985/86, 1986/87, 1987/88, 1990/91, 1991/92, 1993/94, 1994/95, 1995/96, 1996/97, 2002/03, 2004/05, 2007/08, 2008/09, 2010/11
Cavaliers:	1993/94
3B Grade:	1957/58, 1991/92, 1993/94, 1994/95, 1997/98, 1999/00, 2000/01, 2001/02
3C Grade:	1958/59, 1976/77, 1986/87, 1988/89, 1991/92, 2003/04, 2008/09
4A Grade:	-
4B Grade:	2013/14
Seventh Grade:	1906/07, 1914/15, 1928/29, 1953/54, 1985/86
Eighth Grade:	1993/94, 1995/96
Ninth Grade:	1910/11, 1937/38, 1947/48, 1949/50
Tenth Grade:	1953/54, 1986/87
Eleventh Grade:	-
Twelfth Grade:	1934/35
President's Grade:	1956/57, 1965/66, 1970/71, 1974/75, 1997/98, 2013/14, 2014/15

Women:

Premier: 1938/39, 1939/40, 1940/41, 1943/44, 1948/49, 1949/50, 1954/55,
(main competition) 1959/60, 1960/61, 1963/64, 1965/66, 1966/67, 1967/68, 1968/69,
1969/70, 1970/71, 1972/73, 1973/74, 1976/77, 1983/84, 1985/86,
1986/87, 1987/88, 1990/91, 1992/93, 1997/98, 1998/99, 2001/02,
2003/04, 2012/13, 2013/14, 2014/15

(subsidiary competition) 2000/01, 2001/02

(Press Knockout Cup) 1998/99, 1999/00, 2000/01

(Twenty20) 2006/07

(Kirsty Bond Series) -

Kirsty Bond Series: 2012/13
(combined Prem/Div 1)

Division 1: 2000/01, 2001/02, 2005/06, 2008/09, 2017/18
(combined competition)

(Twenty20) 2005/06, 2016/17, 2017/18

Division 2: 1941/42, 1953/54, 1957/58, 1959/60, 1976/77, 1992/93, 1994/95,
1995/96, 1996/97, 1998/99, 2002/03, 2003/04, 2004/05, 2006/07,
2011/12, 2014/15

Social Twenty20: 1986/87, 1989/90, 1995/96, 1997/98, 2003/04, 2004/05, 2007/08,
2008/09, 2015/16

Year 7/8: 1995/96, 1998/99, 2001/02, 2003/04, 2004/05, 2006/07, 2011/12,
(Senior One-Day Girls) 2013/14, 2014/15 (2 titles), 2015/16, 2016/17

Year 5/6: 2013/14

Premier Super 8s: 1998/99

Junior Super 8s: 1998/99, 1999/00

Club:

Hadlee Trophy: 1954/55, 1969/70, 1988/89

Petersen Shield: 1916/17, 1953/54, 1958/59, 1960/61, 1962/63, 1964/65, 1975/76,
1977/78, 1978/79, 1980/81, 1981/82, 1982/83, 1985/86, 1986/87,
1988/89, 1991/92, 1992/93, 1993/94, 1996/97, 2003/04, 2004/05,
2006/07, 2008/09, 2013/14, 2015/16

Melhuish Shield: 2013/14, 2014/15, 2015/16

Representative Players

Men:

New Zealand (Test Matches):

1931-32	ML Page	1955-65	PGZ Harris	1992-03	CZ Harris
1946-53	TB Burt	1977-78	SL Boock	2000-10	CS Martin
1952-56	MB Poore	1990-98	MW Priest		

New Zealand (All Matches):

1909-21	DM Sandman	1946-53	TB Burt	1977-78	SL Boock
1913-14	RG Hickmott	1952-56	MB Poore	1989-98	MW Priest
1925-26	CG Crawford	1955-57	SC Guillen	1990-05	CZ Harris
1931-32	ML Page	1955-65	PGZ Harris	2000-10	CS Martin
1935-36	WE Merritt	1966-67	BR Taylor		

Canterbury:

1887-18	TW Reese	1935-36	WE Merritt	1979-80	TE Jesty
1900-12	KM Ollivier	1936-39	E Mulcock	1982-83	PD Rutledge
1905-15	HA Bishop	1937-49	RC Webb	1982-90	AJ Nuttall
1907-11	EE Crawshaw	1940-41	RH Scott	1982-83	J Gully
1907-08	CA Cuff	1943-46	J Smith	1984-99	MW Priest
1907-19	BB Wood	1943-55	TB Burt	1987-88	MC Bremner
1909-27	DM Sandman	1949-51	W Bell	1987-88	HMR Richards
1911-15	RG Hickmott	1949-64	PGZ Harris	1988-94	RM Ford
1913-14	JS Barrett	1950-62	MB Poore	1988-95	BZ Harris
1913-26	LR Brunton	1953-54	DW Stark	1989-10	CZ Harris
1916-21	DW Reese	1954-62	GG Coull	1995-00	CD Cumming
1917-18	JC Hay	1956-61	SC Guillen	1997-10	CS Martin
1917-19	L Gordon	1962-63	JM Ruston	1998-06	SJ Cunis
1920-21	CW Allard	1965-73	JW Burt	1998-99	GA Howell
1920-32	CG Crawford	1966-67	BR Taylor	1999-03	JI Englefield
1921-27	F Woods	1966-75	KI Ferries	2000-05	JS Ward
1921-27	AW Thomas	1972-73	MG Webb	2001-02	DJ Reekers
1927-31	N Dorreen	1975-77	SL Boock	2006-09	MPF Davidson
1930-37	ML Page	1976-77	HC Sampson	2012-14	B Cachopa
1932-46	FP O'Brien	1977-79	GB Smith	2013-15	KA Jamieson
1934-37	M Graham	1978-79	LT Watson	2014-15	GJ Dawson

Women:

New Zealand:

1938-66	P Blackler	1988-96	KE Bond	2003-04	AL Mason
1966-72	JE Stead	1988-96	SL Illingworth	2006-08	RC Milburn
1968-87	A McKenna	1988-01	CA Campbell	2007-18	AE Satterthwaite
1973-75	J Lord	1994-96	JA Russell	2010-12	KS Anderson
1975-76	DA Jelley	1999-03	N Payne	2010-12	JC Brehaut
1975-77	SJ Rattray	1999-08	HM Watson	2010-18	LMM Tahuhu
1977-82	VL McGregor	2002-08	SK Burke	2015-18	TMM Newton
1978-79	SA Harris	2003-05	AJ Green		
1986-90	BJ Legg	2003-09	BH McNeill		

Canterbury:

1968-79	SJ Rattray	1995-03	N Payne	2003-06	RS Kelly
1968-84	KL Gilray	1996-00	SM Frahm	2003-18	AE Satterthwaite
1977-81	DA McGregor	1997-98	JL Geary	2006-07	EM Bermingham
1977-84	MA Francis	1997-98	S Burrows	2007-14	JC Brehaut
1977-87	VL McGregor	1998-99	CJ Moffat	2008-11	AC Boyce
1979-89	A McKenna	1998-01	AJMD Marsh	2008-18	LMM Tahuhu
1981-82	KA Hadlee	1998-01	JA Lawler	2009-12	KS Anderson
1982-92	BJ Legg	1999-08	HM Watson	2009-14	MF Kendal
1983-00	CA Campbell	1999-06	HJ Rae	2009-10	EL White
1985-96	KE Bond	2000-10	SK Burke	2012-18	NB Cox
1986-96	SL Illingworth	2001-09	BH McNeill	2013-16	CS Buckman
1990-91	SH Brown	2001-02	EA Travers	2014-18	TMM Newton
1992-96	JA Russell	2002-03	KA Craig	2015-18	GES Sullivan
1992-93	TL Woodbury	2002-09	RC Milburn		

Otago:

1998-00	JL Geary	2001-02	PJ te Beest	2011-14	KA Stiven
1999-00	BH McNeill	2002-04	EJ Scurr	2014-18	GL Clarke
2000-01	KA Craig	2010-11	TR Hopkinson	2015-16	ML Gibbs

Wellington:

2013-14	TMM Newton
---------	------------

The following played representative cricket prior to the amalgamation of the St Albans Men's and St Albans Women's Cricket Clubs in July 1977:

Canterbury:

T Baker	SA Harris	J Lord	A Nuttall	HM Steere
P Blackler	P Hill	E Luckett	K Pyatt	B Turner
P Carr	P Hooper	D McRae	C Randle	S Vaughan
C Dallard	P Jarvis	A Malins	J Riordan	J Watson
J Dickinson	P Kennedy	S Masters	LJ Shankland	J Webster
J Hamilton	J Lawn	S Mountford	JE Stead	E Woods

Trophies

Player of the Year:

1980/81	AJ Nuttall	1993/94	GM Olliver	2006/07	SJ Cunis
1981/82	VL Burt	1994/95	C Julian	2007/08	JL Gourlie
1982/83	P Glassey	1995/96	SM Frahm	2008/09	AE Satterthwaite
1983/84	BJ Legg	1996/97	N Payne	2009/10	RA White
1984/85	PD Rutledge	1997/98	JA Lawler	2010/11	GT Wadsworth
1985/86	MW Priest	1998/99	N Payne	2011/12	MPF Davidson
1986/87	A McKenna	1999/00	SA Mason	2012/13	BJ Langrope
1987/88	BZ Harris	2000/01	JI Englefield	2013/14	MPF Davidson
1988/89	MJ Anderson	2001/02	AC Denford	2014/15	AE Satterthwaite
1989/90	LC Sparks	2002/03	CR Moffat	2015/16	MB Hampton
1990/91	S Parker	2003/04	AC Bailey	2016/17	CAM Gibbens
1991/92	BZ Harris	2004/05	NG Tubb	2017/18	JJ Ballantine Dykes
1992/93	KE Bond	2005/06	EG Snell		

Cyril Crawford Memorial Cup (most runs in any grade):

1984/85	AC Graves	603	2001/02	MJ Sutherland	835
1985/86	SN McGregor	734	2002/03	MJ Sutherland	912
1986/87	BS Davidson	516	2003/04	ST Knox	754
1987/88	BZ Harris	1040	2004/05	NG Tubb	879
1988/89	JHJ Stribling	770	2005/06	EG Snell	984
1989/90	C Williams	740	2006/07	JJ Price	765
1990/91	S Parker	973	2007/08	SJ Cunis	576
1991/92	BZ Harris	763	2008/09	AE Satterthwaite	640
1992/93	KB Scott	857	2009/10	JJ Price	900
1993/94	GM Olliver	808	2010/11	LA Richardson	605
1994/95	J Wadsworth	745	2011/12	GJ Dawson	733
1995/96	PS Gooby	811	2012/13	BJ Langrope	616
1996/97	N Payne	883	2013/14	GJ Dawson	856
1997/98	JA Lawler	872	2014/15	MB Hampton	780
1998/99	N Payne	794	2015/16	MB Hampton	1058
1999/00	T Breese	585	2016/17	GJ Dawson	692
2000/01	ST Knox	666	2017/18	JM Turner	817

Frank O'Brien Memorial Cup (most runs in one grade):

1984/85	AC Graves	603	2000/01	ST Knox	666
1985/86	SN McGregor	734	2001/02	MJ Sutherland	835
1986/87	BS Davidson	516	2002/03	MJ Sutherland	879
1987/88	SN McGregor	891	2003/04	ST Knox	754
1988/89	JHJ Stribling	770	2004/05	NG Tubb	879
1989/90	SN McGregor	583	2005/06	EG Snell	981
1990/91	S Parker	973	2006/07	JJ Price	752
1991/92	KB Scott	750	2007/08	SJ Cunis	576
1992/93	KB Scott	819	2008/09	AE Satterthwaite	640
1993/94	R Kennedy	773	2009/10	JJ Price	876
1994/95	J Wadsworth	745	2010/11	GT Wadsworth	533
1995/96	PS Gooby	811	2011/12	GJ Dawson	733
1996/97	N Payne	883	2012/13	BJ Langrope	616
1997/98	JAF Davidson	670	2013/14	GJ Dawson	856
1998/99	N Payne	458	2014/15	MB Hampton	780
1999/00	T Breese	585	2015/16	MB Hampton	1058

Frank O'Brien Memorial Cup (best batting average, 400+ runs):

2016/17	MB Hampton	47.50	2017/18	K Atkinson	102.00
---------	------------	-------	---------	------------	--------

Don Sandman Memorial Cup (most wickets in any grade):

1991/92	RA Brown	59	2005/06	MPF Davidson	43
1992/93	RA Brown	58	2006/07	MPF Davidson	56
1993/94	RM Ford	48	2007/08	JL Gourlie	53
1994/95	T Wilson	57	2008/09	DM Anderson	50
1995/96	CSJ Cowper	41	2009/10	BA Smith	40
1996/97	N Culpin	49	2010/11	JL Gourlie &	33
1997/98	CS Martin	47		DD Johnston	
1998/99	JS Ward	47	2011/12	MPF Davidson	43
1999/00	RA Brown	53	2012/13	BJ Langrope	40
2000/01	SA Mason	48	2013/14	MPF Davidson	58
2001/02	AG Jamieson	44	2014/15	CA Gibbens	49
2002/03	JWJ Guest	54	2015/16	JH Tapper	58
2003/04	AC Bailey	42	2016/17	R Gibbens	47
2004/05	JS Miles	50	2017/18	SA Mason	46

Tom Burtt Memorial Cup (most wickets in one grade):

1964/65	F McWatt	47	1992/93	RA Brown	58
1965/66	P Napier	39	1993/94	RM Ford	48
1966/67	J Cowper	41	1994/95	T Wilson	57
1967/68	P Napier	41	1995/96	CSJ Cowper	41
1968/69	A Brand	61	1996/97	RA Brown	40
1969/70	R Harris	43	1997/98	LT Watson	41
1970/71	AG Jamieson	49	1998/99	B Rodger	40
1971/72	R Winter	36	1999/00	RA Brown	53
1972/73	H Shepherd	47	2000/01	SA Mason	48
1973/74	R Grainger	50	2001/02	AG Jamieson	44
1974/75-	} not		2002/03	JWJ Guest	49
1979/80	} awarded		2003/04	AC Bailey	42
1980/81	W Donald	39	2004/05	RR Watson	40
1981/82	AG Jamieson	56	2005/06	MPF Davidson	43
1982/83	P Glassey	50	2006/07	MPF Davidson	56
1983/84	W Donald	36	2007/08	JL Gourlie	49
1984/85	H McKnight	64	2008/09	SA Mason	37
1985/86	W Donald &	43	2009/10	BA Smith	40
	P Malone		2010/11	DD Johnston	33
1986/87	D Hutton	51	2011/12	MPF Davidson	43
1987/88	BA Holland	59	2012/13	BJ Langrope	40
1988/89	MJ Anderson	60	2013/14	MPF Davidson	58
1989/90	LC Sparks	51	2014/15	BJ Langrope	46
1990/91	RH Thomas	55	2015/16	JH Tapper	58
1991/92	SA Mason	58			

Tom Burtt Memorial Cup (best bowling average, 25+ wickets):

2016/17	J Singh	8.31	2017/18	SA Mason	7.07
---------	---------	------	---------	----------	------

Bob Webb Memorial Cup (most wicket-keeping dismissals in one grade):

1988/89	G Lamb	37	2002/03	AF Johnstone	37
1989/90	TF Thornton	25	2003/04	AF Johnstone	36
1990/91	J Horne	26	2004/05	AF Johnstone	41
1991/92	JB Mooar	29	2005/06	AF Johnstone	41
1992/93	GJ Curgenvin	30	2006/07	AF Johnstone	43
1993/94	JB Mooar	32	2007/08	AF Johnstone	40
1994/95	J Overend	30	2008/09	AF Johnstone	31
1995/96	AJ Logie	30	2009/10	AF Johnstone	41
1996/97	GA Howell	22	2010/11	AF Johnstone	27
1997/98	DF Shackel	28	2011/12	AF Johnstone	39
1998/99	TD Holton	29	2012/13	AF Johnstone	46
1999/00	GJ Curgenvin	25	2013/14	AF Johnstone	38
2000/01	AM Keoghan	30	2014/15	AF Johnstone	39
2001/02	AF Johnstone	29	2015/16	AF Johnstone	32

Bob Webb Memorial Cup (most wicket-keeping dismissals in any grade):

2016/17	ADC Collins & JM Turner	28	2017/18	T Flavell	40
---------	----------------------------	----	---------	-----------	----

Most Promising Player of the Year (discontinued):

	men	women		men	women
1983/84	RM Ford	KE Bond	1995/96	RF Roberts	KA Craig
1984/85	A Dyer	JA Turner	1996/97	GN Brooks	N Glubb
1985/86	AM McDonald	DK Brownlee	1997/98	AC Denford	HJ Rae
1986/87	PS Gooby	L McDrury	1998/99	MD Gower	BH McNeill
1987/88	HMR Richards	J Weir	1999/00	MPF Davidson	HJ Rae
1988/89	C Cotton	J Weir	2000/01	ALL MacLeod	K Saunders
1989/90	RM Graham	C McCormack	2001/02	AF Johnstone	RS Kelly
1990/91	DI Culpán	C McCormack	2002/03	BD Glover	AR Dickie
1991/92	ME Graham	not awarded	2003/04	DM Anderson	KJ McDonald
1992/93	MW Fine	not awarded	2004/05	AL Cuttriss	AR Dickie
1993/94	CS Martin	M Carson	2005/06	DF Bermingham	EM Bermingham
1994/95	GA Howell	KA Craig	2006/07	JL Gourlie	S Fitzsimon

Most Improved Player of the Year (discontinued):

	men	women		men	women
1982/83	A Arnold	T Arahanga	1995/96	not awarded	J Durdin
1983/84	GR Lucas	CA Campbell	1996/97	JS Ward	CJ Moffat
1984/85	BZ Harris	J Beattie	1997/98	GN Brooks	MJ Carmont
1985/86	RM Ford	JA Turner	1998/99	JAF Davidson	BH McNeill
1986/87	GM Olliver	T McNamara	1999/00	T Breese	SK Burke
1987/88	GR Lucas	M Ormandy	2000/01	BA Smith	SK Burke
1988/89	GM Rae	M Ormandy	2001/02	AC Bailey	KA Craig
1989/90	NS Tikao	SM Frahm	2002/03	BD Glover	KL Goodacre
1990/91	AF Rolfe	M Ormandy	2003/04	RK Davidson	RC Milburn
1991/92	JB Mooar	A Morris	2004/05	NG Tubb	AE Satterthwaite
1992/93	KB Scott	SM Frahm	2005/06	ND Cross	LM Tahuu
1993/94	JS Ward	S Burrows	2006/07	JPD O'Gorman	AE Forbes
1994/95	MW Fine	L Walker			

Zin Harris Memorial Trophy (young male player of the year):

2007/08	MP Holstein	2011/12	BN Brady	2015/16	MP Slack
2008/09	BJ Langrope	2012/13	KA Jamieson	2016/17	R Gibbens
2009/10	GH Earl	2013/14	KA Jamieson	2017/18	JM Southby
2010/11	JCA Roberts	2014/15	DJ Armitt		

Kim Jamieson Memorial Trophy (young female player of the year):

2007/08	JC Brehaut	2011/12	K van Beurten	2015/16	A Webber
2008/09	LMM Tahuhu	2012/13	CS Buckman	2016/17	KM Morris
2009/10	CA O'Brien-Smith	2013/14	NB Cox	2017/18	SI Gray
2010/11	MF Kendal	2014/15	TMM Newton		

Personality of the Year:

1980/81	M Ostle	1994/95	CD Cumming	2007/08	JJ Price
1981/82	SL Illingworth	1995/96	RH Thomas	2008/09	S Sayed
1982/83	J Gully	1996/97	N Payne	2009/10	EL White
1983/84	E Shepard	1997/98	GR Lucas	2010/11	GT Wadsworth
1984/85	BZ Harris	1998/99	MR Ogier	2011/12	AF Johnstone
1985/86	B O'Malley	1999/00	PB McGrory	2012/13	DD Johnston
1986/87	F Kemp	2000/01	B Moore	2013/14	S Foxcroft
1987/88	HMR Richards	2001/02	C Atkinson	2014/15	J Harris
1988/89	SK Inwood	2002/03	AC Bailey	2015/16	CJ Hamel
1989/90	KI Ferries	2003/04	ST Knox	2016/17	AG Jamieson
1990/91	M Vaughan	2004/05	PJ Mayell	2017/18	JJ Ballantine Dykes
1991/92	GE Charles	2005/06	ND Cross &		
1992/93	L Borrani		MJ Cross		
1993/94	C Julian	2006/07	EW Horne		

Noel Love Memorial Trophy (for the older St Albans member who shows outstanding enthusiasm, dedication, camaraderie and social interaction, both on and off the field):

2003/04	DG Mollett	2008/09	GJ Curgenvan	2013/14	AG Jamieson
2004/05	SJD Cox	2009/10	AP Bergman	2014/15	DJ Hutton
2005/06	JZ Harris	2010/11	BJ van Beurten	2015/16	DG Read
2006/07	EW Horne	2011/12	MR Griffin	2016/17	DL Perry
2007/08	LN Serra	2012/13	SL Oldershaw	2017/18	K Pagan

Peers Cup (club member contributing most on and off the field):

1968/69	R Johnson	1987/88	B O'Malley &	2005/06	MR Dickie &
1969/70	ID Dempsey		V Pont		CD O'Brien-Smith
1970/71	LR Earney	1988/89	EP West	2006/07	DE Pettet
1971/72	RDJ Mather	1989/90	T Falloon	2007/08	N Wilson
1972/73	AG Jamieson	1990/91	GJ Curgenvan	2008/09	B Fenwick &
1973/74	JA Harrison	1991/92	GJ Curgenvan		G Soper
1974/75	BJ Williamson	1992/93	EW Horne	2009/10	AG Jamieson
1975/76	LJ Blatchford &	1993/94	PJ Mayell	2010/11	MJ Sutherland
	SJD Cox	1994/95	LN Serra	2011/12	BJ van Beurten
1976/77	KA Hiscoke	1995/96	JK Jamieson	2012/13	LN Serra
1977/78	AG Jamieson	1996/97	AG Jamieson	2013/14	DD Johnston
1978/79	C Francis	1997/98	GR Lucas	2014/15	BJ van Beurten
1979/80	MA Alabaster	1998/99	JK Jamieson	2015/16	RH Thomas
1980/81	RW Moore	1999/00	GJ Curgenvan	2016/17	DE Pettet
1981/82	TF Thornton	2000/01	EM Saunders	2017/18	CAM Gibbens
1982/83	EP West	2001/02	EM Saunders		
1983/84	EP West	2002/03	SA Mason		
1984/85	LN Serra	2003/04	GAH Craigie &		
1985/86	SJD Cox		DE Pettet		
1986/87	MJ Anderson	2004/05	DE Pettet		

Historical Register of the Club Executive

Life Members:

1918	T W Reese*
1919	C S Thompson*
1922	J Jackson*
1923	F C Raphael*
1936	W Simpson*
1947	R H North*
1950	C G Crawford*
1952	T A Tucker*
1963	C F Collins*
1969	R R A McLauchlan*
1976	I D Dempsey
1977	Mrs H M Steere*
1978	Miss A J Malins (Mrs A J Mitchell)
1979	R Johnson*
1979	R D J Mather
1989	A G Jamieson
1995	S J D Cox
1999	E W Horne
1999	L N Serra
2003	G J Curgenvin
2014	J Z Harris

* deceased

President:

1905-1906	A E G Rhodes
1906-1907	H D Carter
1907-1909	G Palmer
1909-1923	F C Raphael
1923-1925	R Graham
1925-1930	J S Barrett
1930-1946	C S Thompson
1946-1956	C G Crawford
1956-1959	T A Tucker
1959-1961	T B Burt
1961-1963	C F Collins
1963-1966	R R A McLauchlan
1966-1969	R W Peers
1969-1971	J Z Harris
1971-1975	I D Dempsey
1975-1978	R D J Mather
1978-1980	P B Guerin
1980-2017	A G Jamieson
2017-	G J Curgenvin

Patron:

1946-1963	C G Thompson
1963-1970	C G Crawford
1970-1975	T A Tucker
1975-1980	C F Collins
1980-1986	R R A McLauchlan
1986-1989	R C Webb
1989-1994	R W Peers
1994-2014	J Z Harris
2014-2017	R D J Mather
2017-	I D Dempsey

Treasurer:

1905-1906	P O'Brien
1906-1914	J Jackman
1914-1919	C S Thompson
1919-1920	J Reid
1920-1922	C S Thompson
1922-1923	C S Harrison
1923-1926	A Wright
1926-1929	S W Hickmott
1929-1930	L C Smart
1930-1939	T R Pope
1939-1942	T A Tucker
1942-1944	N S H McCann
1944-1945	J Smith
1945-1952	J Child
1952-1953	N S H McCann
1953-1955	M C Stonyer
1955-1958	R J Findlay
1958-1959	S Heymann
1959-1961	R D Wear
1961-1968	B S Todd
1968-1969	D Kelly
1969-1971	J W Burt
1971-1972	K J Yardley
1972-1973	J C Thompson
1973-1975	L R Earney
1975-1979	L J Blatchford
1979-1980	K J Yardley
1980-1982	B J Reddington
1982-1984	G N Cowles
1984-2015	L N Serra
2015-2017	D L Perry
2017-	B A Smith

Historical Register of the Club Executive

Secretary:

1905-1906	J Jackman
1906-1908	C W Allard
1908-1909	L G Blackwell
1909-1913	J Reid
1913-1915	V M Edgar
1915-1919	C S Thompson
1919-1920	J Reid
1920-1921	L R Brunton
1921-1926	C S Harrison
1926-1930	S W Hickmott
1930-1939	T R Pope
1939-1942	T A Tucker
1942-1944	N S H McCann
1944-1945	J Smith
1945-1946	R G Condliffe
1946-1953	C F Collins
1953-1955	C McKenzie
1955-1956	R I Stark
1956-1960	R W Peers
1960-1961	V C B Robinson
1961-1963	R D Wear
1963-1965	A H Turner
1965-1967	M R England
1967-1971	L R Earney
1971-1972	R D J Mather
1972-1973	A J Bull
1973-1976	E P West
1976-1979	K J Yardley
1979-1981	A C Graves
1981-1983	E P West
1983-1985	G F G Gambles
1985-1986	S Shelton
1986-1999	E W Horne
1999-2005	L D Stewart
2005-2006	G E Penlington
2006-2008	K L Cunis
2008-	S A Mason

Men's Club Captain:

1905-1906	T W Reese
1906-1908	R Vincent
1908-1909	J Reid
1909-1912	A H Noall
1912-1914	H Matson
1914-1916	H A Bishop
1916-1919	C Webster
1919-1921	C S Thompson
1921-1923	L R Brunton
1923-1945	R H North
1945-1946	C G Crawford
1946-1948	J Smith
1948-1950	R G Knowles
1950-1951	R R A McLauchlan
1951-1952	M B Poore
1952-1953	H L Langley
1953-1955	R Kerr
1955-1956	I D Dempsey
1956-1961	P G Z Harris
1961-1962	A R Taylor
1962-1965	J Z Harris
1965-1968	R D J Mather
1968-1971	A L Fleete
1971-1972	S Murdoch
1972-1973	J A Harrison
1973-1980	A G Jamieson
1980-1982	R W Moore
1982-1983	J W Durning
1983-1985	E P West
1985-1987	R H Shelton
1987-1989	M J Anderson
1989-1992	G J McCarthy
1992-1995	G J Curgenven
1995-1997	T Falloon
1997-1999	C S J Cowper
1999-2000	S T Knox
2000-2002	I E Smith
2002-2006	A J Falloon
2006-2009	D E Pettet
2009-2010	G P Flavell
2010-2011	A F Johnstone
2011-2013	D E Pettet
2013-2016	D D Johnston
2016-	C A M Gibbens

Women's Club Captain:

1972-1979	S Chamberlain
1979-1982	V L Burt
1982-1983	J McRobie
1983-1984	J Sargent
1984-1985	M Nijland
1985-1986	T McNamara
1986-1989	T Brownlee
1989-1990	K E Bond
1990-1992	L K McMeeking
1992-1995	S R Day
1995-1997	L D Stewart
1997-1998	J L Geary
1998-2000	J K Jamieson
2000-2002	E M Saunders
2002-2005	K M Houlston
2005-2009	N Wilson
2009-2010	S K Helmore
2010-2011	A G Jamieson
2011-2012	N M Blue
2012-2016	B J van Beurten
2016-	R H Thomas



Our overseas players during the season. Above (from left): Tyler Lortan, Josh Ballantine Dykes and Ben Riggott. Below: James Wigley and Dylan Budge.



Premier Men's Records

(two-day, one-day and Twenty20 matches combined)

Most Matches:

AF Johnstone	314	BJ Langrope	234	AJ Nuttall	213
GR Lucas	248	PD Rutledge	228	MW Priest	204
FP O'Brien	237	CG Crawford	223	TB Burt	197
MPF Davidson	236	GB Smith	223	GJ Dawson	177

Most Innings:

GB Smith	340	J Smith	281	TB Burt	250
GR Lucas	325	MW Priest	256	BJ Langrope	244
FP O'Brien	322	MPF Davidson	254	JM Ruston	234
CG Crawford	302	LA Smith	251	MB Poore	233

Most Runs (Career):

FP O'Brien	9515	BZ Harris	6427	MB Poore	5224
CG Crawford	8158	GJ Dawson	6036	MW Priest	5207
GB Smith	7924	JM Ruston	5784	SC Guillen	4954
J Smith	7720	PGZ Harris	5384	F Woods	4646
GR Lucas	6872	LA Smith	5265	MPF Davidson	4590

Most Centuries (Career):

FP O'Brien	13	HA Bishop	5	MC Bremner	4
J Smith	11	JI Englefield	5	JW Burt	4
CG Crawford	10	SC Guillen	5	BZ Harris	4
F Woods	10	MB Poore	5	GB Smith	4
CZ Harris	7	MPF Davidson	5	TW Reese	4
PGZ Harris	6	GJ Dawson	5	JPD O'Gorman	4

Most Fifties (Career):

FP O'Brien	50	J Smith	36	ST Knox	26
CG Crawford	44	JW Burt	29	MW Priest	25
BZ Harris	44	PGZ Harris	29	BJ Langrope	25
GB Smith	41	GR Lucas	29	LA Smith	24
GJ Dawson	38	JM Ruston	28	SC Guillen	22

Most Runs in a Season:

BZ Harris	1040	1987/88	DE Budge	811	2015/16
F Woods	1006	1923/24	JPD O'Gorman	805	2013/14
GJ Dawson	967	2015/16	RA White	797	2009/10
NG Tubb	879	2004/05	SC Guillen	776	1956/57
GJ Dawson	856	2013/14	BZ Harris	763	1991/92
PGZ Harris	813	1956/57	ST Knox	754	2003/04

Most Centuries in a Season:

JI Englefield	4	2000/01	RA White	3	2009/10
F Woods	3	1923/24	GJ Dawson	3	2013/14
SC Guillen	3	1956/57			

Two Centuries in a Match:

SC Guillen	132 & 104*	v East Shirley	1956/57
MC Bremner	108* & 100*	v Marist	1989/90

Highest Individual Scores:

F Woods	234	1923/24	SC Guillen	162*	1964/65
N Dorreen	226*	1926/27	CG Crawford	159*	1924/25
F Woods	223	1923/24	MB Poore	159	1961/62
F Woods	222*	1923/24	RR Watson	158*	2004/05
FP O'Brien	215*	1931/32	CF Townsend	158	1949/50
BB Wood	201	1909/10	JPD O'Gorman	157	2013/14
F Woods	180	1922/23	JI Englefield	156*	2001/02
HA Bishop	178	1914/15	HA Bishop	156	1927/28
SC Guillen	173	1960/61	CG Crawford	153*	1927/28
CZ Harris	170*	1990/91	FP O'Brien	152	1936/37
BZ Harris	165	1992/93	CZ Harris	150*	1993/94
AC Bailey	165	2001/02	F Wood	150	1906/07

Most Deliveries (Career):

AJ Nuttall	26849	MW Priest	19121	MPF Davidson	14939
TB Burt	26732	DM Sandman	18676	JA Harrison	14139
KI Ferries	22077	MB Poore	18439	TL Jones	13146
E Mulcock	20200	LT Watson	15264	LC Sparks	12746

Most Wickets (Career):

TB Burt	754	E Mulcock	523	LT Watson	356
DM Sandman	737	KI Ferries	479	MP Holstein	316
AJ Nuttall	609	MPF Davidson	459	SJ Cunis	311
MW Priest	528	MB Poore	426	BJ Langrope	306

Most Five Wicket Innings Hauls:

DM Sandman	75	E Mulcock	28	TL Jones	20
TB Burt	39	KI Ferries	20		

Most Ten Wicket Match Hauls:

DM Sandman	11	TL Jones	5
TB Burt	7	E Mulcock	5

Most Wickets in a Season:

DM Sandman	84	1910/11	AJ Nuttall	54	1980/81
DM Sandman	76	1912/13	LC Sparks	54	1983/84
TL Jones	70	1958/59	TL Jones	53	1964/65
E Mulcock	65	1936/37	KI Ferries	50	1973/74
MPF Davidson	58	2013/14	LT Watson	50	1981/82
JH Tapper	58	2015/16	MW Priest	50	1985/86
GE Charles	56	1991/92	HMR Richards	50	1987/88
MPF Davidson	56	2006/07			

Most Wickets in a Match:

E Mulcock	15	v Lancaster Park	1936/37
E Mulcock	15	v Lancaster Park	1939/40
MPF Davidson	13	v Old Boys Collegians	2011/12

Best Innings Bowling Figures:

BJ Harrison	9-12	1986/87	LT Watson	8-31	1978/79
MPF Davidson	9-58	2011/12	NE Francis	8-32	1981/82
CS Martin	8-29	1997/98	LT Watson	8-57	1980/81

Most Catches as a Fielder (Career):

GB Smith	161	BJ Langrope	114	MC Bremner	100
MW Priest	135	GR Lucas	103	NE Francis	100
AJ Nuttall	117	JPD O'Gorman	102	FP O'Brien	98

Most Wicket-keeping Dismissals (Career):

AF Johnstone	600 (523c 77st)	LR Brunton	146 (74c 72st)
PD Rutledge	403 (298c 105st)	GA Howell	92 (74c 18st)
JC Thompson	159 (129c 30st)	LA Smith	77 (60c 17st)
SC Guillen	148 (108c 40st)		

Most Wicket-keeping Dismissals in a Season:

PD Rutledge	47	1984/85	PD Rutledge	37	1985/86
AF Johnstone	46	2012/13	PD Rutledge	37	1986/87
AF Johnstone	43	2006/07	PD Rutledge	37	1987/88
AF Johnstone	41	2004/05	AF Johnstone	37	2002/03
AF Johnstone	41	2005/06	AF Johnstone	36	2003/04
AF Johnstone	41	2009/10	PD Rutledge	34	1992/93
AF Johnstone	40	2007/08	AF Johnstone	32	2015/16
AF Johnstone	39	2011/12	AF Johnstone	31	2008/09
AF Johnstone	39	2014/15	AF Johnstone	31	2017/18
AF Johnstone	38	2013/14			

Most Wicket-keeping Dismissals in a Match:

PD Rutledge	9 (7c 2st)	v East Shirley	1982/83
JC Thompson	7 (4c 3st)	v Old Collegians	1972/73
AF Johnstone	7 (7c)	v Lancaster Park Woolston	2006/07

Most Wicket-keeping Dismissals in an Innings:

LR Brunton	6 (3c 3st)	v Sydenham	1926/27
TJF Hayden	6 (6c)	v High School Old Boys	1957/58
PD Rutledge	6 (6c)	v Riccarton	1988/89
RJ Cain	6 (6c)	v Riccarton	1989/90
AF Johnstone	6 (6c)	v Lancaster Park Woolston	2006/07

Highest Total by St Albans:

513	v West Christchurch	1948/49
-----	---------------------	---------

Lowest Total by St Albans:

41	v Marist	1985/86
----	----------	---------

Premier Women's Records

(two-day, one-day and Twenty20 matches combined)

Most Matches:

A McKenna	330	MA Francis	176	CA Campbell	123
P Blackler	322	SL Illingworth	168	N Wilson	120
VL Burt	246	AE Satterthwaite	166	BH McNeill	119
KL Gilray	222	BJ Legg	165	KA Craig	116
HM Steere	222	SK Burke	155	A Morris	110
KE Flavell	186	DA McGregor	150	RC Milburn	108
SM Frahm	184	HJ Rae	129	LMM Tahuu	106

Most Runs (Career):

P Blackler	14158	N Wilson	5290	SM Frahm	4271
A McKenna	11923	JE Stead	4989	DA McGregor	4055
VL Burt	7908	SL Illingworth	4799	BJ Legg	3538
HM Steere	7111	AE Satterthwaite	4603	RC Milburn	2796
KE Flavell	6012	KL Gilray	4320	HJ Rae	1909

Most Centuries (Career):

N Wilson	10	A McKenna	6	RC Milburn	3
P Blackler	9	SM Frahm	5	BJ Legg	2
AE Satterthwaite	8	JA Lawler	3	VL Burt	2
SL Illingworth	6	JE Stead	3	TMM Newton	2

Most Fifties (Career):

A McKenna	77	N Wilson	34	SL Illingworth	16
P Blackler	42	DA McGregor	22	BJ Legg	16
VL Burt	38	AE Satterthwaite	21	SM Frahm	15
KE Flavell	35	KL Gilray	19	JE Stead	15

Most Runs in a Season:

P Blackler	900	1951/52	P Blackler	734	1955/56
N Payne	883	1996/97	SL Illingworth	728	1993/94
JA Lawler	872	1997/98	AE Satterthwaite	711	2014/15
VL Burt	821	1984/85	RC Milburn	704	2003/04
N Payne	815	2002/03	P Blackler	691	1953/54
KE Bond	806	1992/93	SM Frahm	679	1995/96
N Payne	794	1998/99	KE Bond	672	1991/92
N Payne	770	1997/98	AE Satterthwaite	640	2008/09
A McKenna	736	1982/83	RC Milburn	638	2008/09

Highest Individual Scores:

P Blackler	213*	1956/57	N Payne	151	1997/98
N Payne	181*	2002/03	VL Burt	148*	1982/83
P Blackler	180	1958/59	BJ Legg	148	1987/88
AE Satterthwaite	180	2014/15	AC Boyce	145	2010/11
AE Satterthwaite	176	2014/15	N Payne	143*	2000/01
AE Satterthwaite	167	2010/11	N Payne	142	1998/99

Most Wickets (Career):

P Blackler	1172	SK Burke	249	HJ Rae	152
KL Gilray	467	T Reid	182	A Morris	133
CA Campbell	311	BH McNeill	180	JA Russell	114
BJ Legg	276	KE Flavell	174	N Glubb	111
A McKenna	258	AE Satterthwaite	174	N Wilson	111
VL Burt	249	JL Geary	156	SK Lloyd	109

Most Wickets in a Season:

P Blackler	85	1953/54	JL Geary	40	1997/98
P Blackler	68	1954/55	CJ Moffat	39	1997/98
CA Campbell	52	1986/87	SJ Rattray	37	1975/76
CA Campbell	47	1988/89	SA Harris	34	1976/77
SJ Rattray	43	1976/77	JA Russell	34	1994/95
CA Campbell	41	1983/84	JL Geary	34	1996/97
CA Campbell	40	1985/86			

Best Innings Bowling Figures:

JA Russell	8-31	1994/95	CA Campbell	7-25	1983/84
CA Campbell	7-17	1988/89	A McKenna	6-5	1979/80
TL Woodbury	7-23	1992/93	CA Campbell	6-9	1985/86

Most Wicket-keeping Dismissals (Career):

MA Francis	171	RC Milburn	99	J Stevens	52
SL Illingworth	150	JE Stead	81		
SM Frahm	113	T Baker	76		

Highest Any Wicket Partnership:

245*	3rd	N Payne (125*) & JA Lawler (99*)	v South Canterbury	1997/98
245	2nd	N Payne (143*) & BH McNeill (94)	v Sydenham	2001/02
244*	1st	VL Burt (148*) & A McKenna (88*)	v Lancaster Park	1982/83
219	2nd	AE Satterthwaite (167) & AC Boyce (145)	v LPW-Sydenham	2010/11
209	1st	JE Stead (86*) & P Blackler (114*)	v St Albans II	1962/63

Highest Totals by St Albans:

431/6	v LPW-Sydenham	2010/11	358/3	v Lancaster Park	1997/98
378/6	v OB Collegians	2014/15	353/7	v Sydenham	1995/96
377/4	v Sydenham	2000/01	353/9	v Lancaster Park	1997/98
366/4	v LP Woolston	2014/15	351/6	v East Shirley	2000/01

Highest Totals against St Albans:

347/7	by Old Boys Colls	2017/18	326/4	by East Shirley	2009/10
339/3	by East Shirley	2008/09	318/5	by OBC-Country	2006/07
332/8	by LP-East Shirley	2016/17	299/3	by Sydenham	1982/83

Lowest Totals by St Albans:


4	v Technical	1964/65	8	v Mai Moa	1958/59
---	-------------	---------	---	-----------	---------

Lowest Totals against St Albans:

3	by Marama	1952/53	7	By Hagley	1969/70
---	-----------	---------	---	-----------	---------

TREASURER'S REPORT

Pages	Contents
113	Treasurer's Report
114-115	Statement of Financial Performance
116	Statement of Movements in Equity and Statement of Financial Position
117	Notes to the Financial Statements
118	Review Report



Treasurer's Report

After a modest surplus last season, the accounts presented for the 2017/18 season have recorded a deficit of \$8,603.

The principal reason for the deficit being at this level is due to Ben Riggott, one of our overseas players at the club, who left the country owing \$3999.73 in flat costs. This was extremely disappointing given arrangements had been made for him to pay off the debt prior to his departure. We are still actively pursuing the debt, but in the meantime steps have been taken to ensure a repeat of this situation becomes unlikely in future seasons.

There was also a significant increase in expenses which, by and large, was due to the club having the services of a professional player/coach.

Income was up on last year on the back of the English language school contributing a regular income stream over the full year plus there was an increase in trust grants received.

Despite a busy international programme at Hagley Oval and the Golden Oldies tournament, where the club was very well supported by participating teams, bar takings were down on last season. A general review of the running of the bar, including pricing/stock on hand, will be completed in the off-season. I cannot stress enough to members the importance of supporting the club on match days.

We have also reviewed our subscription levels and members will notice an increase across most playing categories for next season. Subscription increases are not taken lightly and it has been four years since the last changes were made. Given the continued fickle nature of charitable trust grants and a likely drop in other reliable funding sources, we have had little option but to increase these.

Overall, there have been numerous personnel and role changes within the committee this season. With the planned changes noted I am confident the committee can, with the support of the entire club, turn this deficit around next season. I look forward to 2018/19 being a success.

A handwritten signature in black ink, appearing to be 'BRAD SMITH', written in a stylized, cursive-like font.

Brad Smith
TREASURER

Statement of Financial Performance

for the year ended 31 May 2018

2017	INCOME	2018
	INCOME FROM BAR TRADING	
\$19,822	Sales from Bar	\$17,957
	less: Cost of Goods Sold	
\$571	Opening stock	\$372
\$9,273	Purchases	\$10,816
\$372	Closing stock	\$454
<u>\$9,473</u>	Cost of Goods Sold	<u>\$10,734</u>
\$10,349	Surplus from Bar Trading	\$7,223
	INCOME FROM CLUB MEMBERS	
\$19,004	Subscriptions	\$20,932
<u>\$350</u>	Donations	<u>\$600</u>
\$19,354		\$21,532
	EXTERNAL FUNDRAISING	
\$0	Gaming machine donations	\$0
\$10,000	Cricket trust grant	\$16,571
\$1,250	Sponsorship (Note 3)	\$1,250
\$8,775	CCA/CMCA grants	\$8,000
\$0	Cornwall fundraising	\$0
\$0	less: Cornwall costs	\$0
\$0	Prize money	\$0
\$4,605	Pavilion hire	\$14,151
<u>\$259</u>	Interest received	<u>\$217</u>
\$24,889		\$40,189
<u>\$54,592</u>	TOTAL INCOME FOR YEAR	<u>\$68,944</u>

These financial statements are to be read in conjunction with the Notes to the Financial statements on page 117

Statement of Financial Performance

for the year ended 31 May 2018

2017	EXPENSES	2018
	PLAYING EXPENSES	
\$8,643	Material costs - balls	\$9,204
\$1,575	Material costs - gear and clothing	\$1,839
\$7,337	Ground rentals	\$9,276
\$2,152	Practise wickets	\$1,826
\$2,458	Fees and levies	\$2,610
<u>\$3,305</u>	Coaching	<u>\$24,696</u>
\$25,470		\$49,451
	PAVILION EXPENSES	
\$3,769	Insurance	\$3,994
\$1,911	Heat, light and power	\$3,621
\$3,067	Repairs and maintenance	\$3,409
\$793	Telephone	\$1,133
\$2,866	Depreciation on pavilion	\$2,866
\$3,097	Depreciation on furniture and plant	\$3,143
<u>\$1,158</u>	Depreciation/loss on motor vehicle	<u>\$1,158</u>
\$16,662		\$19,323
	ADMINISTRATIVE EXPENSES	
\$1,836	Postage, stationery and reports	\$2,170
\$714	Advertising	\$1,054
\$1,256	General expenses	\$2,637
\$1,438	Presentations and awards	\$1,175
\$1,250	Audit fee	\$1,250
<u>\$533</u>	Club socials	<u>\$488</u>
\$7,028		\$8,774
<u>\$49,160</u>	TOTAL EXPENSES FOR YEAR	<u>\$77,547</u>
<u>\$5,433</u>	SURPLUS (DEFICIT) FOR YEAR	<u>(\$8,603)</u>

These financial statements are to be read in conjunction with the Notes to the Financial statements on page 117

Statement of Movements in Equity

for the year ended 31 May 2018

2017	ACCUMULATED FUNDS	2018
\$91,799	Balance at beginning of the year	\$97,232
<u>\$5,433</u>	Net surplus (deficit) for year	<u>(\$8,603)</u>
<u>\$97,232</u>	Equity at end of the year	<u>\$88,628</u>

Statement of Financial Position

as at 31 May 2018

2017	CURRENT ASSETS	2018
\$24,418	Westpac - Cheque account (Note 6)	\$14,942
\$57	Westpac - Bar account	\$0
\$71	Westpac - Maintenance	\$0
\$1,699	Westpac - 125th Jubilee fund	\$2,701
\$128	Westpac - Online saver	\$128
\$1,997	Westpac - Bonus saver (1)	\$2,100
\$8,364	Westpac - Bonus saver (2)	\$8,602
\$1,480	Accounts receivable	\$5,190
\$0	Amount receivable - Ben Riggott	\$4,000
\$1,640	Subscriptions in arrears	\$1,710
\$372	Stock on hand - bar supplies	\$454
<u>\$3,550</u>	Stock on hand - balls	<u>\$4,892</u>
\$43,776		\$44,719
	PROPERTY, PLANT and EQUIPMENT	
\$2,368	Nets	\$2,368
\$47,642	Pavilion (Note 2)	\$44,775
\$4,316	Furniture and plant (Note 2)	\$1,853
<u>\$1,726</u>	Motor vehicle (Note 2)	<u>\$568</u>
\$56,052		\$49,564
<u>\$99,828</u>	TOTAL ASSETS	<u>\$94,283</u>
	CURRENT LIABILITIES	
\$339	Accounts payable	\$3,628
\$0	Subscriptions in advance	\$0
\$1,133	Debentures	\$1,133
\$501	add: Accrued interest	\$501
<u>\$622</u>	GST due	<u>\$393</u>
\$2,596		\$5,655
<u>\$97,232</u>	NET ASSETS	<u>\$88,628</u>
<u>\$97,232</u>	EQUITY	<u>\$88,628</u>

Signed on behalf of Executive Committee:

Treasurer

Date signed: 22 June 2018

President

These financial statements are to be read in conjunction with the Notes to the Financial statements on page 117

Notes to the Financial Statements

for the year ended 31 May 2018

Note 1 - Statement of Accounting Policies

St Albans Cricket Club is a non-profit organisation. The financial statements are general purpose and prepared in accordance with generally accepted accounting practice.

Unless otherwise stated the accounting principles recognised as appropriate for the measurement and reporting of earnings and financial position on a historical cost basis have been followed.

The entity qualifies for differential reporting because the Club meets the framework for differential reporting as the Club is not publicly accountable and is small. The club has taken advantage of all differential reporting exemptions.

Changes in accounting policies: There have been no changes in accounting policies which have been applied on bases consistent with those used in previous years.

The following specific accounting policies which materially affect the measurement of financial performance and financial position have been applied:

Accounts Receivable are stated at their estimated realisable value. Debts which are considered uncollectible are written off. There is no other provision for doubtful debts.

Stock on Hand - Bar Supplies has been valued at lower of cost or net realisable value.

Stock on Hand - Balls has been valued at lower of cost or net realisable value.

Equipment on Hand has been valued by the Committee.

Sponsorship: Sponsorship for services rendered to the club are accounted for as revenue and expense at values approximating the cost of the service provided.

Property, Plant and Equipment are stated at cost less accumulated depreciation. Depreciation has been calculated using the rates shown in the Property, Plant and Equipment Schedule (Note 2). Material, Nets and Junior Material have not been depreciated as the committee charges all repairs, maintenance and replacements to expenses.

A mortgage security over the pavilion is held by Westpac Banking Corporation. At 31 May 2018 there were no advances drawn against this security (2017 - nil).

Related Party transactions: The Committee are also members of the Club and pay subscriptions on the same basis as other members. Services provided have been supplied on normal commercial terms.

Note 2 - Property, Plant and Equipment

As at 31 May 2018	Cost	Accum. Deprec.	Deprec. Rate	Last Year Book Val	This Year Book Val
Pavilion	\$95,545	\$50,769	3%	\$47,641	\$44,775
Motor Vehicle	\$3,477	\$2,909	33%	\$1,726	\$568
Furniture and Plant	\$39,233	\$37,380	10% & 33.3%	\$4,317	\$1,853
Total Fixed Assets	\$138,256	\$91,059		\$53,684	\$47,197

As at 31 May 2017	Cost	Accum. Deprec.	Deprec. Rate	Last Year Book Val	This Year Book Val
Pavilion	\$95,545	\$47,903	3%	\$50,509	\$47,641
Motor Vehicle	\$3,477	\$1,751	33%	\$2,884	\$1,726
Furniture and Plant	\$38,553	\$34,237	10% & 33.3%	\$7,413	\$4,317
Total Fixed Assets	\$137,576	\$83,891		\$60,806	\$53,684

Note 3 - Sponsorships

The sponsorship of \$1,250 (2017 - \$1,250), is in respect of audit fees.

Note 4 - Capital Commitments

There were no capital commitments at balance date (2017 - nil).

Note 5 - Contingent Liabilities

There were no contingent liabilities at balance date (2017 - nil).

Note 6 - Bank Overdraft Facility

In May 2010 the club obtained a \$5,000 unsecured bank overdraft facility from Westpac. The term was for a period of 9 months.

Byggh

Review Report

The Members of the St Albans Cricket Club

I have reviewed the financial statements of St Albans Cricket Club on pages 114 to 117. The financial statements provide information about the past financial performance of the Club and its financial position as at 31 May 2018. This information is stated in accordance with the accounting policies set out in the Clubs annual financial statements on page 117.

Executive Committee's responsibilities

The executive Committee is responsible for the preparation of financial statements which comply with generally accepted accounting practice in New Zealand and which present fairly the financial position of the Club as at 31 May 2018 and the results of its operations for the year ended on that date.

Reviewer's responsibilities

I am responsible for reviewing the interim financial statements presented by the Executive Committee in order to report to you whether, in my opinion and on the basis of the procedures performed by me, anything has come to my attention that would indicate that the financial statements do not present fairly the matters to which they relate.

Basis of Statement

A review is limited primarily to enquiries of personnel and analytical review procedures applied to financial data and thus providing less assurance than an audit. I have not performed an audit and, accordingly do not express an audit opinion.

I have reviewed the financial statements of the club for the year ended 31 May 2018 in accordance with the Review Engagement Standards issued by the New Zealand Institute of Chartered Accountants. These standards require that we plan and perform the review to obtain moderate assurance as to whether the statements are free from material misstatement whether caused by fraud or error. I also evaluated the overall adequacy of the presentation of information in the financial statements.

Other than my capacity as a reviewer, I have no relationship with or interest in the Club.

Statement of review findings

Based on my review nothing has come to my attention that causes me to believe that the accompanying financial statements, set out on pages 114 to 117, do not fairly present the financial position of the Club as at 31 May 2018 and its financial performance for the year ended on that date in accordance with generally accepted accounting practice in New Zealand.

My review was completed on 22 June 2018 and my findings are expressed as at that date.



Bruce Harris

Chartered Accountant

Christchurch



**The St Albans Cricket Club
would like to thank and acknowledge the following organisations
and businesses for their support during the 2017-2018 season...**



St Albans Cricket Club. Home Grounds Pictured Centre. Hagley Oval, Hospital Corner, Polo Field & Hagley Sports Centre, Christchurch, New Zealand

Becoming an umpire

**COULD BE THE BEST
DECISION YOU'VE EVER MADE**

**UMPIRE'S
SIGNALS**
(UNOFFICIAL)



I'LL GIVE 5 TO 1
THAT THIS BATSMAN
WILL NOT LAST FOR
ONE OVER.

I ALSO WAS A WOLF CUB
BUT I CAN NO LONGER ASSIST
YOU TO REMAIN AT YOUR
CREASE NOW THAT YOUR
REMAINING WICKET IS
IN FRAGMENTS.



DURING THE TEA
INTERVAL IN THE
PAVILION WE ARE
TO BE ENTERTAINED
BY A FAN DANCER.

I AM HOPING TO
HITCH A LIFT AFTER
THE GAME IS OVER.



GOOD LORDS! IT
BOUNCED FIVE TIMES
AND HE MISSED IT.

Your first decision is to call:

0508 UMPIRE