

St Albans Cricket Club



ANNUAL REPORT
and Financial Statement for 2020 - 2021



*Aerial view of
the revamped
Hagley Oval
with St Albans
Cricket Club
pavillion,
top left.*



St Albans Cricket Club

Notice is hereby given that the

117th Annual General Meeting

of the St Albans Cricket Club Inc.
at the St Albans Cricket Club pavilion, Hagley Oval,
South Hagley Park, Riccarton Avenue, Christchurch

on

Monday, 13 September 2021 at 7pm

Business:

1. To receive the Minutes of the 2020 Annual General Meeting;
2. To consider and adopt the 2020/21 Annual Report and Accounts;
3. Election of Officers and Management Committee for the 2021/22 season;
4. Notice of Motion

That the club levy the following levels of subscriptions (GST inclusive) for the 2021/22 season, namely:

- a) *Adult Men:*
\$320 to be paid by 30 November 2021;
- b) *Adult Women:*
\$250 to be paid by 30 November 2021;
- c) *Adult Afternoon Grade:*
\$290 to be paid by 30 November 2021;
- d) *Adult Twenty20:*
\$150 to be paid by 30 November 2021;

- e) *Full-time Tertiary Students:*
\$250 to be paid by 30 November 2021;
- f) *Secondary School Pupils:*
\$180 to be paid by 30 November 2021;
- g) *Year 1-4 Juniors:*
\$60 to be paid by 30 November 2021;
- h) *Year 5-6 Juniors:*
\$100 to be paid by 30 November 2021;
- i) *Year 7-8 Juniors:*
\$120 to be paid by 30 November 2021;
- j) *Non-playing Member:*
\$75 per year.

5. General Business.

Members are reminded to resign (in writing) before the date of the AGM, to ensure that no subscription payment is due for the 2021/22 season, in the event of any member deciding not to play or transferring to another club, or moving out of the city.

Scott Mason
Honorary Secretary
PO Box 1919
CHRISTCHURCH

Pavilion: Hagley Oval, South Hagley Park, Riccarton Ave,
Christchurch, New Zealand. Phone: (03) 366 4905.
Secretary: PO Box 1919, Christchurch 1, New Zealand.
E-mail: play@stalbanscricket.co.nz
Web: <http://www.stalbanscricket.co.nz>

2020/21 Officers

Patron:

Ms S L Illingworth

Life Members:

Messrs I D Dempsey, R D J Mather,
A G Jamieson, S J D Cox, L N Serra,
G J Curgenven, J Z Harris, S A Mason,
Mrs A J Mitchell and Mrs E W Horne

Honorary Auditor:

Bruce G Harris, C.A.

President:

Mr G J Curgenven

Chairman:

Mr G P Flavell

Men's Club Captain:

Mr W T Southby

Women's Club Captain:

Mr B J van Beurten

Secretary:

Mr S A Mason

Treasurer:

Mr R W Young

*(co-opted & replaced Mr G J
Curgenven on May 10, 2021)*

Junior Convener:

Mr M D Davis

IT Manager:

Mr D E Pettet

Bar Manager:

Mr R L Carrigan

Management Committee:

Messrs G W Devine, M R Griffin, M P Holstein,
P J Mayell (co-opted March 22, 2021),
K W Pagan, D J Sharples, B A Smith,
R H Thomas, Mrs P L Davis (co-opted June 22, 2021)
and Ms P van Beurten

Obituary

BRUCE RICHARD TAYLOR (July 12, 1943 - February 6, 2021)

Bruce Taylor (nicknamed "Tails") was a product of Timaru Boys High School, leaving in 1959 but still played cricket out of South Canterbury for a further seven years, including first-class games for Canterbury.

Taylor was a lively right-arm medium pacer who seamed the ball both ways and could extract movement and bounce out of almost any surface with his high arm action. At 6'3" the somewhat ungainly left-hand batsman possessed a great eye and aggression to match, using his levers to great effect.

After just three first-class games he was selected for the five-month long 1965 tour of the subcontinent and UK. Black Cap No. 108 made his spectacular debut at Test level, the 21-year-old Taylor scoring a century and taking a five-wicket bag against India at the famous Eden Gardens ground in Calcutta (now Kolkata). It was the first time any player had achieved the feat on debut and, 56 years later, still no other man has emulated it.

His knock of 105 in just 158 minutes, including 14 fours and three sixes, was the first time a New Zealander had scored a Test century batting at No. 8 or lower. The 163 he added with Bert Sutcliffe was a New Zealand record for the seventh wicket.

For good measure he then opened the bowling and upstaged established partner Dick Motz, taking 5-86 off 23.5 overs. The very next match he took another five-wicket bag. He would take a further two in his career, including best figures of 7-74, coming when he found life in a 1972 Bridgetown pitch on which every other Kiwi and West Indian bowler had a combined average of 48 for the match.

He at last moved from Timaru to Christchurch in 1966, playing for St Albans in the summer of 1966/67. He had a lean season with the bat but took 25 wickets at 18. He was able to get through 174.2 overs at club level despite having to also fit in 10 first-class matches, including four unofficial tests against the touring Australians, to become our club's 10th New Zealand men's representative. The following season he moved camp to his originally promised destination of East Christchurch Shirley, having waited until they had regained senior status after being demoted the previous season.

His second and final Test century, in 1969 against the West Indies at the other garden of Eden, at home in Auckland, also came at No. 8, at an even more rapid pace than his first. His career-best 124 came off just 83 balls, which remained the fastest Test ton by a New Zealander for 36 years until Daniel Vettori broke the record. The five sixes in his knock had only been bettered once by a New Zealander to that point.

He struck two 50s between these tons, but though his bowling remained strong as ever, his batting fell away in the latter half of his 30-Test career. He finished with an average of 20.40 by the time he was done on the 1973 tour of England.

Earlier that year he became just the second Kiwi to take 100 Test wickets and overtook Motz in the same game. He extended the record to 111 wickets at 26.60, a bowling average which sits second only to Sir Richard Hadlee's out of the 14 New Zealanders to have taken 100 Test wickets. Taylor remained New Zealand's highest wicket taker for nearly five years until Richard Collinge overtook him.

Just as his international career was winding down, One-Day International cricket arrived. The nascent format - and indeed, Twenty20s too - would've provided him an arena in which to truly excel. Alas, he was limited to just the two ODIs all up, both on that 1973 England tour.

He retired from first-class cricket the following season. However, he made a comeback five years later, playing a further three seasons for Wellington before packing up his 141 first-class game career for good in 1981, finishing with 4579 runs and 422 wickets.

He was later a selector for Wellington and Otago and also the New Zealand team for the home World Cup of 1992. In ill health in later years, he needed a leg to be amputated in 2016 to stop the spread of gangrene. He is survived by wife Annette and sons Kim and Rob.



President's Report

On behalf of the Executive and Committee I take pleasure in presenting the Annual Report and Accounts for the 116th season of the St Albans Cricket Club.

A fantastic season both on and off the field (and we didn't lose a single day's cricket due to bad weather, a first in a long time) with our Premier men's team winning four pieces of silverware; our Championship team three titles and the two Cavaliers Twenty20 sides, one apiece. Many individual trophies were also achieved – well done everyone. A special mention and congratulations to Tyler Lortan, who created St Albans club history when he won the overall player of the year award for the second year in a row. Other teams in the club also contributed to our overall success, ensuring that we won the Petersen Shield. This proves without a doubt that St Albans is the best cricket club in Christchurch and one of the best in New Zealand.

Congratulations to Amy Satterthwaite, who was named the New Zealand women's ODI player of the year for the 2020/21 season at New Zealand Cricket's virtual awards ceremony in April.

The junior girls side of the club, under the guidance of Matt and Patricia Davis, grew from just two teams at the beginning of the season to six teams by summer's end. A great result.

My sincere thanks go to the committee for their hard work throughout the season, which ensured that we came through without any major issues. Thanks also to our patron Sarah Illingworth for attending many games throughout the season and for her assistance at the annual prize-giving evening in April.

Through necessity (lack of any volunteers), I took on the role of treasurer for most of the 2020/21 season. However, I am now pleased to welcome Rob Young as the club's new treasurer. Rob has significant experience in accountancy and will be a great asset to the club over the coming years.

For the first time in a number of years we showed a surplus in excess of \$8000. This a reflection of our sponsors (The Bealey Ale and Steak House, the Maharaja Indian Restaurant and Moon Under Water), the many charitable trusts, careful budgeting and planning plus general good management. Thanks to all who contributed.

Also, a thank you to Bruce Harris, our auditor for once again ensuring that our books balance.

I have decided, after 29 years on the committee and 4 years as president, that it's time to stand down. The club is in good hands and I wish the incoming committee all the best for the future.

Please support your club by paying your subs by the due date and continue to come to after-match functions as this adds revenue vital to the health and viability of the club.

Graham Curgenvin

Chairman's Report

As is a cricket match with ebbs and flow so is the unpredictability of the summer. For the first time in a long time Mother Nature played her part with the season and allowed a full season of play with not a day lost due to weather. Along with the conditions came great result with a huge haul of trophies across grades, particularly in the morning grade men's competitions.

Not only did the sun bring on the cricket but it also bought a new era to St Albans as we welcomed many new players (as well as returning ones) across all sections, making it our biggest membership in the club's history.

There were many challenges facing the club at the beginning of the season: recruitment, women's cricket, junior cricket and the continuing battle of finances.

With the discussions with North West Cricket coming to an impasse, we decided to make some drastic changes and committed to improving and enhancing the women's side of the club. With this, Barry van Beurten re-joined the committee as women's club captain and, after many discussions, a five-year plan was devised to help grow the number of teams and personnel. Within this decision Barry built a management structure to run women's and junior cricket with the chief responsibility being that of recruitment.

Bringing on a full-time coach in Kirsty Bond was the first step in the process. The results were excellent. Along with Barry and Kirsty, Premier captain Nat Cox and her team produced excellent performances, taking two titles while also creating an environment of teaching and success. This has meant an increase in player numbers as well as a willingness of past players to become involved in the club again.

Always a challenge is the finances of the club as it is become more and more a task to achieve positive growth within playing numbers given the challenges. With that in mind however, we made a small improvement and reported a solid net surplus that will help act as a base for ongoing development of the club. We have had taken on a project to outfit all teams in modern, standardised club playing gear and while this has come at a significant expense it has been well received by all.

Part of the growth and security financially was the addition of new sponsors and partners. Kookaburra New Zealand/Australia, Moon Under Water, Denny's Thirsty Liquor, Sporting Edge and the continued excellent support by The Bealey Ale and Steak House and Maharaja Indian Restaurant. The support given by all of these people was instrumental in our club's success and greatly appreciated.

Joining the club and the committee this year were Matt and Trish Davis. They both joined as junior conveners and did an outstanding job growing the section from two to six teams, along with an excellent social scene for the player and parents alike. This had been a missing piece of the puzzle but has been more than ably filled with an excellent season had by all. This lays a great foundation for the future of the club with such strong enthusiasm and playing numbers.

There were also a lot of familiar faces returning to the club; in one case a whole team as we welcomed the Jaguars side into morning grade cricket. This is a perfect nursery for the club's younger players to get a taste of the top grades and an excellent development platform for the future stars of the club. The side performed very well under the guidance of Duane Pettet.

Another familiar face was the return of Peter Mayell (or 'Percy' as he is well known). Peter not only return to work with the club but also to increase our innovation and overall professional outlook with his new company NV Play.

NV Play has taken over not only the scoring platform for Premier men's cricket but also allows us to live video stream their games. This represents a huge step forward in innovation and an excellent investment by the club for the future. It is the club's intention to make this technology available club-wide and allow other teams to have their games live-streamed over the coming seasons.

We introduced a new coaching structure to the club. To ensure we met with the requirements set by New Zealand Cricket, we instigated a director of coaching role. Fred Anderson took up the mantle, responsible for the organisation of all adult teams as well as coaches and their qualifications for juniors and other people involved in the club. He was well assisted at the top level by Kirsty Bond for the women and Greg Dawson for the Premier men. As results would suggest, an excellent start was made by all three.

Speaking of which, congratulations goes out to all teams for the way you presented yourselves in the St Albans colours and particularly to the teams who won grades; also to the players who completed goals, bettered personal bests and for some just enjoyed themselves.

To have won as many as eight competitions is an extraordinary achievement. It is believed to be the first time in Christchurch cricket history for a club win this many trophies in a single summer. On top of that there were two sides finishing runners-up and three ending up with the bronze. Well done to everyone who contributed to one of the all-time greatest on-field seasons.

There are many personal achievements to mention but I will not steal the thunder from the captain's reports as to who did what and how it

affected the season. I would however, on behalf of the committee, like to mention a couple.

Tyler Lortan again had an excellent season with bat and ball and played an influential part in the Premier men's team's results. He ended just a handful of runs short of the magical 1000 for the season but, fittingly, took the last wicket of the season to cap off an amazing summer.

Natalie Cox had a barnstorming season in the time she was available away from rep cricket, notching up an amazing four centuries in 12 innings. Making just shy of 700 runs at over 63 represents something of a breakthrough season for Nat.

With individual success on the field comes recognition and a few St Albans players achieved representative honours this year, whether it was international, provincial or at under-age level. Congratulations to all, especially Amy Satterthwaite and Lea Tahuu, our pair of White Ferns.

We had a number of successful social events during the season, including a tropical theme party night, an indoor bowls competition and an Olympics themed Christmas Party.

To cap off the season the annual quiz night was run by emcee Scott Mason and quizmaster Duane Pettet, with the team of George Devine, Piers Landon-Lane, Alex McKenzie-Rimmer and Owen Rees emerging victorious.

I would like to take this opportunity to thank our governing body and funders for their continued support during the season. Mike Harvey and his team at Christchurch Metro Cricket, while offering some challenges, have also shown great support with the current environment to the club and it is greatly appreciated.

A big thanks to Air Rescue Trust, Christchurch Earthquake Recovery Trust, Mainland Foundation, Pub Charity and New Zealand Community Trust.

The club budget for next year has already taken current challenges into account for the upcoming season, as we all know that things can change in a heartbeat. It is of some comfort however that we are a growing club in terms of numbers in the junior, women's and men's sections and are therefore well placed to keep building upon that.

I have also been working very close with our governing bodies NZC, CCA, CMCA and the CJCA regarding opportunities for not only funding but support for next season. It is exciting to see some of the plans they do have.

Our committee kept the daily operation of the club ticking over nicely once again. My appreciation to each and every one of you for the hard work put in over a long summer, not to mention all the behind-the-scenes preparatory work that is done over the winter to get us into ship-shape before the first ball is bowled in anger. At this stage only Graham Curgenvan, Dan Sharples and Ryan Thomas have indicated they are standing down for next season. Attendances at this season's 11 committee meetings were as follows:

		Meetings	Years
President:	Graham Curgenvan	11	29
Chairman:	Pierre Flavell	10	12
Secretary:	Scott Mason	11	20
Treasurer:	Rob Young	3/4	1
Men's Club Captain:	Will Southby	11	2
Women's Club Captain:	Barry van Beurten	10	8
Junior Convener:	Matthew Davis	11	1
IT Manager:	Duane Pettet	11	18
Bar Manager:	Richard Carrigan	10	13
Committee:	Ryan Thomas	6	18
	Murray Griffin	10	16
	Peter Mayell	4/5	16
	Brad Smith	6	5
	Kris Pagan	11	3
	George Devine	11	2
	Matt Holstein	8	2
	Dan Sharples	4	2
	Paige van Beurten	9	2
	Trish Davis	2/3	1

While we again face many challenges ahead – uncertainty, social distancing, new playing conditions, the need for a new training ground – we will ensure that everyone has the best opportunity we can provide for individual advancement and enjoyment of cricket in the future.

With pre-season training having started already, a revised international season ahead to watch from the balcony, plus our own personal goals to achieve, I look forward to seeing you all soon for what will be a great 117th season of the St Albans Cricket Club.

Pierre Flavell

Men's Club Captain's Report

After the loss of two teams during the 2019/20 season the obvious focus for this season was to bring player numbers back up and start resurrecting those two sides whilst maintaining the momentum the Premier men had gathered over previous seasons.

In typical fashion pre-season was held at the high performance centre in Lincoln, with a slightly earlier than usual start in July. After the disrupted end to last season and a Covid lockdown, it proved to be a good move to get everyone back together early, as much for social reasons as cricketing reasons.

It was at one of these sessions that the lads were introduced to our new club coach, Freddy Anderson. With club and first-class experience, as well as being a Canterbury age group coach, Saints were lucky to have Freddy on board to complement the coaching that Greg Dawson had been doing, while also allowing him to step back and focus more on the playing side of his game.

Pre-season also saw a myriad of new faces as we looked to reboot the third XI as the Jaguars (to follow in the footsteps of the successful Cobras squad of yesteryear), under the tutelage of Duane Pettet. The Premier men had a change in leadership with Ben Langrope stepping back from the captaincy after a highly successful four-season stint. Previous captain James O'Gorman stepped back into the role after handing it on to Ben when he headed overseas after the 2015/16 season. The remainder of the sides maintained the same leadership with the Championship side once again captained by Clem Gibbens, the Division 4 Buccaneers by Jono Hamilton, the President's BBBBs men by Scott Mason, Cavaliers Super Swingers by Sam Price and Cavaliers Fozzies by Kade Atkinson. After a good pre-season the sides were ready to get underway in the first weekend of October.

Due to Covid pushing winter sports seasons back, only the Premier and Championship men were able to play on the opening weekend, with all other grades forced to wait a fortnight before finally returning to the playing field. The Premier and Championship men began their season with two-day games, while the Division 2 Jaguars, due to an extra two teams in the competition, began with one-day games. The afternoon grade sides played their usual 40-over games with orange balls, much to the delight of the batsmen and chagrin of the bowlers. Those that disliked the orange balls will be happy to know that due to the uncertainty of supply chains in our Covid-affected world the CMCA has decided to change back to red balls for the upcoming 2021/22 season.

With the Twenty20 format being the focus of the season for the Premier men in terms of qualifying for club nationals, December 13 was a big day for the club with both the Premiership and

Championship sides making the finals (as well as the Premier women on the same day). Coming up against Burnside and Sumner, the two sides put on strong displays to win by nine and seven wickets, respectively. Pre-Christmas and only two competitions down and we had already matched the total titles won last season. A special mention must go to Jack Harper who had an outstanding T20 campaign, scoring 415 runs at 46 as well as taking 12 wickets.

The one day semi-finals were held on February 21, with a large number of players unavailable for various reasons, including Electric Avenue the day before, so we struggled to field teams for the three morning grade sides who had all qualified. Despite the loss of 19 cricketers for that weekend, we managed to put out three sides all capable of getting the job done and doing the club proud. The Premier men won comfortably against Lancaster Park while the Championship men scraped home against the same opposition. The Jaguars, who copped the brunt of the unavailabilities, with players sliding up to fill holes, couldn't get over the line against Hornby. Whilst this was a disappointing result, it showed the depth of talent within the club that after withdrawing the side the previous season they managed to come back and qualify first for the semi-finals, so the whole squad should be really proud of that.

The following weekend saw the top two teams host their one-day finals at home on Hagley 1 and 2. The Premier men were up against Old Boys Collegians, who had run Saints close on the same ground just four weeks prior. The Championship men again played Sumner, who were out for blood after losing the T20 final to us. The Championship men were having none of that though, with a strong all-round performance leading to a comfortable eight-wicket win early in the afternoon and meant the team could get back to the clubrooms to watch the conclusion of the other game. In a much closer contest, the Premier men were led by a brilliant captain's knock from James O'Gorman, ably supported by Nic Lidstone, to give the club its fourth title for the season.

Chasing an elusive and historic treble the Premier men led from the front and were virtually guaranteed the title by the final day of the season, but put it beyond doubt by beating Riccarton by an innings. The Championship men were also chasing a treble, but had to fight much harder with an outright win against Burnside and the right result in another game meaning they ended the season 0.91 points above Sydenham. A fantastic achievement from the club to win all six competitions in the top two grades of men's cricket.

Also, on the final day of the season we had the two Cavaliers sides claiming titles, with the Super Swingers comfortably winning the final against Hornby for Section 2 honours and the Fozzies already too far out in front in the Section 3 round-robin. These titles are just reward for two sides that have long been near the top of the Cavaliers grades but not quite managing to get over the line until now.

The Division 4 Buccaneers had a tough season, with the loss of several players from last season and a constant battle for captain Jono Hamilton to fill out his playing XI for Saturday. There were still some strong individual performers for the team, but not quite enough consistency through the squad to challenge in that grade. A major focus for this off-season is to look at what we need to do to rebuild the afternoon men's section of the club, as without this the morning grades will not be sustainable. These sides have historically been a massive part of the clubrooms culture that we cannot afford to lose. Whilst this will not happen instantly, the club needs to be providing a range of afternoon grade offerings for all level of cricketing ability to enjoy their time at Saints.

The President's BBBBs men had an up-and-down season, finishing the pre-Christmas competition third to qualify for the top section but were not able to string together performances with only one win and a tie to end bottom of that section.

This season Saints didn't enter a Chairman's Cup team due to an administrative error by CMCA. This was not picked up until it was too late to allow our team to compete. While disappointing, the club will be looking to enter again for the upcoming season as we believe in the format and would like to see it more widely advertised and picked up by all clubs across the city.

In the Melhuish Shield, a competition in which clubs pair up their teams prior to the start of the season and the combination with the most points wins, the club decided to match up the Premier men and Premier women. While the women had a good season, alongside the men's historic season, we didn't quite accumulate enough points to overcome East Christchurch Shirley's President's & Division 3 combo. With the benefit of hindsight, the Premier men and Championship men pairing would have been unbeatable.

At the Christchurch Metro awards evening the club took home the Petersen Shield, the symbol for overall club supremacy, alongside a raft of individual awards that come with having such a great season.

This season the club shifted our practices to St Andrew's College, where we were able to train on grass wickets again after being at Christchurch Boys' High School last season. While the facilities at STAC are good, a priority for the committee still needs to be securing a long-term home for the club which includes practise facilities. A big priority for the upcoming season will be to strengthen the existing Buccaneers squad and look to start working towards a rebuilt Phoenix (lower grade) side to provide for our more social members. As always, we are lucky to have the clubrooms situated looking out over Hagley Oval. Whilst the revenue generated from hiring out the clubrooms is crucial; we also need to balance club members access to the facilities to ensure a strong club culture is maintained.

New Members

Welcome to the large number of newcomers who joined us this season. We hope you enjoyed your summer with Saints and will come back for more. Those to join us included:

Jack Anderson	Curtly Harper	James Poole
Matthew Ansley	Lachie Harper	Owen Rees
Matthew Aspinall	Andrew Holt	Amandeep Singh
Shane Burton	Tanay Hulsure	Marty Stander
Matthew Davis	Karl Josephs	Hugh Symes
Max Devonshire	Reinhardt Kruger	Komalpreet Singh Thind
Peter Fernando	Antonio Luxton	Luke Trigg
Anton Fouchee	Josh Mason	Louis Wilson
Jandre Fouchee	Thomas McClean	Thomas Wilson
Grant Hambly	Anurag Mishra	
Blake Hansen	Mayank Pawar	

Members Who Have Left

A number of players either just visit for a single-season stint, choose to switch clubs, return overseas, have work or family commitments or just disappear altogether. Those we farewelled included:

Matthew Brian	Duncan Hutton	Baljinder Singh
Shaun Campbell	Simon Jarman	Sartaj Singh
Will Dahl	Jacob MacDougall	Christopher Upton
Amandeep Dhami	Benjamin McGarvey	Hamish Williams
Connor Falloon	Samuel McGarvey	Isaac Windley
Josh Gray	Simon Murfin	
Cameron Howe-Dreyer	Mandeep Sandhu	

We hope you enjoyed your time with us and if you return to town or your current situation changes you're welcome back at any time.

Team Summaries

Premier Men – captained by James O’Gorman. The squad remained similar to last year. Winning all three grades this was a historic season by our flagship team who currently hold the two-day, one-day and T20 trophies, the Premiership Pennant and the Boock-Sharp Trophy, to end the season with a 14-game winning streak and going 17 unbeaten.

Championship Sabres – captained by Clem Gibbens and William Southby. Like the Premier men the Sabres won all three competitions available, just the second time this has been done in second grade.

Division 2 Jaguars – captained by Duane Pettet. The Jaguars lost the semi-final of the one-day competition after finishing the round-robin top, finished mid-table in the T20 and two-day competitions. This was a better than expected result for a rebuilding team and points to a promising future.

Division 4 Buccaneers – captained by Jono Hamilton. The Buccaneers squad suffered some losses from last season with work commitments and people leaving town counting against them. They finished with a 7 -win, 15-loss record, good enough for sixth out of eight teams.

President's Grade BBBBs – captained by Scott Mason. Needing a large squad to account for the inevitable injuries that occur in this grade, the team started well going eight-from-12 (plus a tie) to qualify for the top section. A poor second half of the season saw them only register one more win to finish bottom of that section.

Cavaliers Twenty20 Grade Super Swingers – captained by Sam Price. Competing in Section 2 of the Cavaliers T20 grade, the team won eight and only lost three to register their maiden title for the club.

Cavaliers Twenty20 Grade Fozzies – captained by Kade Atkinson. The Fozzies didn't quite manage to make the cut line for a very competitive Section 2 at the mid-season split, however they didn't let that stop them with a record of nine wins and three losses (one of those coming on the final day with the title already wrapped up) to win Section 3.

CCA Men's Club Cricket Player of the Year

This season the calculations were based on the CricHQ MVP points system and took into account all three formats of the game.

Top 10:			Points
1st	Tyler Lortan	(St Albans)	205.67
2nd	Jack Harper	(St Albans)	204.49
3rd	Ben McCord	(Lancaster Park)	188.25
4th	Oscar Wilson	(Lancaster Park)	169.21
5th	Tom Agnew	(Sydenham)	167.34
6th	Aditya Edekar	(Sydenham)	164.19
7th	Alex Tait	(Burnside West University)	161.91
8th	Matt Holstein	(St Albans)	157.72
9th	Tom Gooday	(East Christchurch Shirley)	153.74
10th	Scott Duggan	(Lancaster Park)	149.33

Other St Albans players: James O'Gorman 97.74, James Tapper 88.47, Gregory Dawson 86.56, Ben Langrope 76.82, Jack Hunter 75.98, Lachie Harper 75.50, Aaron Johnstone 69.58, Nick Lidstone 62.66, Ryan James 30.20, Dan Sharples 18.99, Matthias Paltridge 17.98, Reid Gibbens 10.56, Thomas Flavell 8.65, Bailen Thatcher 4.95, James Southby 4.38, Tom McClean 3.13, Jack Anderson 2.23, Sam Kearns 0.30.

Representative Players

Well done to the following players who earned higher honours during the season:

Canterbury:	Tyler Lortan
Canterbury 'A':	Lachie Harper, Tyler Lortan
Mid Canterbury:	James Southby, Will Southby
Northland:	Luke Trigg
Canterbury U19:	Nick Lidstone
Northern Districts U19:	Luke Trigg
South Island O50:	Scott Mason, Dean Read
Canterbury-Otago O50:	Scott Mason, Dean Read
Canterbury O50:	Pierre Flavell, Mark Hampton, Scott Mason, Dean Read

Summary

The club has had an amazing season on the field, with plenty of silverware across the club. The fact the club managed to rebuild a third morning grade side immediately after losing it is a testament to the work Duane Pettet puts in and the performance of the Sabres can be directly attributed to this.

Our major work ahead needs to be directed towards the afternoon grade section to cater for cricketers that don't make the morning grade sides but still want to compete at a decent level. This will ensure the future of the club and ensure we keep winning trophies for years to come.

Thank you to everyone on the committee for all the hard work they do to ensure the season runs smoothly and have supported whatever I have needed this season to get our sides out on the park.

Congratulations to all of the players who made representative sides, and to those players who achieved individual milestones throughout the season. Some milestones that I particularly want to acknowledge are:

- Tyler Lortan was awarded the CMCA men's club player of the season as well as the St Albans player of the year award after scoring 990 runs at 50 and taking 34 wickets at 12.
- Jack Harper also had a great season with 878 runs at 40 and 38 wickets at 17. In any other year this would have secured him at least the Saints club player of the year prize.

- Matt Holstein became the first Premier men's bowler to take 50 wickets in a season three times (also managing it in back-to-back years).
- Kade Atkinson scored 546 runs at 68, the highest ever aggregate for a Saints T20 season.
- Ben Langrope notched up his 300th Premier men's game, becoming just the second person to do that since Aaron Johnstone. Speaking of Aaron ...
- In December Aaron Johnstone became the most capped Premier men's player in Christchurch club cricket history, passing Dave Stead to reach 361 caps. That number has now stretched out to 376. One more season and Aaron will be pushing for an unprecedented 400. His dedication and commitment to the club over the past two decades is something that we are grateful to be a part of.

To everyone who played this season, I hope you enjoyed yourself and we'll see you again next season.

William Southby

Right: Ben Langrope receives a memento to recognise him becoming the second St Albans men's player to play 300 Premier games.

Below: Aaron Johnstone receives a guard of honour as he enters the field at Sydenham Park for his all-time record-breaking 361st Premier appearance.



Women's Club Captain's Report

This year is most memorable in my mind for the depth that we are building in the women's section. With over 100 players we are now the largest female club outside of Auckland and have some real talent coming through.

The number of juniors has more than doubled and we're at near-peak numbers for women's players in the last decade. We have more female teams now than any other club in Christchurch and a good culture too.

Due to Covid we had no overseas players, which is something we normally really look forward to having each year. However, we had the Gaging twins (Anna and Kate) join us from Nelson for several games and they finished the season both representing the Central Hinds.

It was also great to see another ex-Saints and Hinds player Claudia Green join the New Zealand team in England. Another alumni in Thamsyn Newton rejoined the White Ferns too.

Gabby Sullivan had a break-out season, being called in to captain the Canterbury Magicians in Frankie Mackay's absence. She was also called into the New Zealand squad as injury cover and then she was awarded a White Ferns development contract. These are awarded to eight of the nation's most promising young players.

The club is so lucky to have Kirsty Bond coaching the Premier women again. Kirsty is so dedicated and there every Saturday leading and supporting the team. Several games this year looked out of our grasp but we ended up winning and we put this down partly to Kirsty's influence on the team.

The only final played this season was in the Twenty20 competition. We made it but lost a close game to Old Boys Collegians. Unfortunately there wasn't one in the one-day competition this time, like there normally is, as we finished second to Lancaster Park.

On reflection, there were many pleasing things during the season, including Nat Cox scoring four centuries and a half-century in 12 innings. Six players scored their maiden Premier half-centuries, two players got four-wicket bags and three got five-wicket bags.

We also witnessed a young Lily Young (Year 8) play five games of Premier cricket and look very comfortable, surprising everyone with a remarkable 2-12 off 4 overs on debut against a strong OBC side and a high score of 17 with the bat against a very strong LP side.

The Social T20 women fielded a strong side again and had four players hit 50s with three others top scoring in the 30s. Jodi, Anna and Nicole dominated with the ball.

We were particularly pleased to be able to work with Riccarton this year and fielded a joint team that easily won the Year 7/8 grade, not losing a game all season.

We had a second Year 7/8 team who were younger and still eligible for this grade next year. They finished mid-table and should be towards the top next season. Seven of these Year 7/8 girls were also in my Heaton Intermediate side that won the ANZ Shield again this year, being crowned national champions.

Matt and Trish Davis were great at organising the junior section this season. It is a very demanding job but they were brilliant and we ended up with 3 Year 5/6 teams and an all-girls Kiwi team too.

New Members

A fantastic season with a large overall increase compared to last season, particularly in the junior section. We thank you for your service to the club. Those in italics had filled in for us last season. The new members include:

Aroush Adnan	Naomi Fisher	Maija Rautjoki Sewell
Isabella Alexander-Stewart	Anna Gaging	Maddison Reeves-Smith
Amelia Boustead	Kate Gaging	Celine Sebastian
Abby Brokenshire	Chloe Gallagher	Lily Smith
Eden Brokenshire	Nicole Hay	Sasha Smith
Greta Brokenshire	Eva Janssen	Stella Stewart
Zara Brokenshire	Isobel Jones	Paige Swain
Stella Cameron	Ava Kent	Katelyn Taaffe
Elizabeth Cohr	Neriah King	Anika Tarr
Lucy Collier	Athena Lee	Chloe Taylor
Bonnie Craig	Scarlet Low	Caitlin Thwaites
Violet Creighton	Katie Lynn	Catherine Vogt
Maria Cullen	Tayla Marshall	Liz White
Emma Dorman	Ella McNicholl	Lucy Williams
Daisy Elkins	Sophia Prince	

Members Who Have Left

A handful of players departed us, including the trio of overseas women we hosted last season. Others have switched clubs or stopped playing cricket. Those who left include:

Pippa Brown	Rachel Harris	Mira Patel
Ella Chandler	Hannah Jia	Monique Pettet
Charlotte Cockrem	Josie Kennedy	Sylvie Rouse
Maia Collins	Skyla Moles	Mica Temple
Punam Dahya	Lily Morrison	Angelica Villanueva

We thank you for your service and, as always, we will gladly welcome you back with open arms if you become available again.

CMCA Women's Club Cricket Player of the Year

The calculations were again based on the CricHQ MVP points system, but this year performances across all formats (one-day, Twenty20 and eight-a-side) were included to determine the top Premier women's players during the season.

Top 10:			Points
1st	Jenna Waghorn	(Sydenham)	122.57
2nd	Kristy Havill	(Lancaster Park)	118.13
3rd	Hayley Aburn	(Old Boys Collegians)	117.59
4th	Natalie Cox	(St Albans)	113.20
5th	Georgia Edge	(St Albans)	110.59
6th	Melissa Banks	(Old Boys Collegians)	94.67
7th	Hannah Stevens	(Old Boys Collegians)	92.07
8th	Casey Liddington	(Sydenham)	91.70
9th	Jodie Dean	(Sydenham)	86.02
10th	Kaylee Tavendale	(St Albans)	85.22

Other St Albans players: Gabby Sullivan 83.41, Katie Morris 64.89, Kate Sims 62.72, Lucy Murray 50.77, Alana Topping 29.31, Isobel Jones 29.05, Sophie Sinclair 28.76, Sophie Gray 18.44, Emily Glennie 15.16, Tegan Weston 14.00, Georgia Wells 12.25, Kate Gaging 12.10, Lily Young 8.66, Anna Gaging 7.95, Lexy Bassett 6.56, Lizzie Cohr 5.34, Charlotte Glennie 4.68, Kirsty Bond 3.84, Saffron Wilson 2.94, Stella Stewart 2.25, Jess Little 0.83, Georgia Clarke 0.55, Ash Mortimer 0.18, Stella Valentine 0.00, Emily Dickey -0.57, Ellena Firth -0.89.

Representative Players

We were proud to have such a large number of players attain higher honours this season. We also had many youngsters feature in various under-age sides, an encouraging sign for the future. Congratulations to all of the following:

New Zealand: Amy Satterthwaite, Lea Tahuhu

Canterbury: Natalie Cox, Georgia Edge, Amy Satterthwaite, Kate Sims, Gabby Sullivan, Lea Tahuhu

Otago: Sophie Gray, Saffron Wilson

Central Districts: Anna Gaging, Kate Gaging

Canterbury U19: Georgia Edge

Central Districts U19: Elizabeth Cohr

Finally a big thanks to Alan Jamieson for some wise words during our coffee meetings through the year. Pierre Flavell has again been a rock and incredibly encouraging and supportive this season. Paige van Beurten has been a great link between the committee and the Premier girls. Its amazing to have Kirsty Bond involved with the Premier women and again its fabulous having Matthew and Patricia help to grow the junior section. And lastly a huge thanks to my fellow committee members who really do value the female side of the club!

Barry van Beurten



Above: The St Albans pavilion is packed out as it hosts the annual Christchurch Metro Twenty20 finals day, with all the matches played around the Hagley precinct. We had three teams representing us on the day, with the Premier men and Championship Sabres victorious, while the Premier women had a close loss.

Below: The light towers at Hagley Oval officially in operation for the first time, during the Canterbury Kings v Central Stags Super Smash match on January 10.





Above: Natalie Cox (top batting innings - 138); Ian Souness (top bowling spell - 7-2) with their prizes at the club awards. Nat also received a trophy as special recognition for scoring four centuries in the season.

Below: Shane Burton, seen here in the field, recorded the club's best match bowling figures (11-43) in six years; Kade Atkinson (took a hat-trick as well as collected awards for the most economical T20 4 overs, T20 batsman of the year & T20 bowler of the year); Gabby Sullivan, seen here batting, was the other to take a hat-trick, on the same day as Kade.



Top Individual Performances

Ten centuries were scored this season, though only six different players actually reached the milestone mark. The stand-out with four tons was Premier women's opener Natalie Cox, who was making up for lost time after remaining century-less after 156 games and 133 innings in her previous 18 seasons with the club.

She began with a ton, which was the first by a Saint on the opening day of the season since 2011 (by both Karl Josephs and Abishek Muralidhar, who added 225 opening together for the 2A men against Sydenham).

Nat then scored back-to-back centuries a month later, followed soon after by a fourth in the span of just 10 innings; the last of these was also the first by a Saints woman in Twenty20s. She joins Jarrod Englefield (2000/01) and Amy Satterthwaite (2014/15) as the only Saints to score four tons in a season in the past 50 years.

In what is normally considered a "bowler's month", there have only been 24 centuries scored in October over the past 18 years; Nat and Amy (three each) are the only players who have managed to raise the bat more than once in opening month of the season.

All of this season's tons came in the morning grades, with the best by a social cricketer being Karl Josephs' 94* for the Division 4 Buccaneers.

One batsman fell short at the final hurdle, with James O'Gorman being run out for 99 in the opening game of the season. He did however later score a sublime match-winning 103* in the Premier one-day final on Hagley Oval, his sixth Saints ton (fifth for Premiers).

Tom Flavell scored a career-best 98 in the final game of the summer, joining brother Sam with a 98 (and a 96), mother Kirsty Bond (97*) and father Pierre (99) to complete the family set of one-shot-away misses. The rest of the whanau had all brought up three figures prior or since, so at age 18 Tom still has time on his side to eventually join them.

After having played a total of 219 Saints career games between them without ever posting three figures, last year James and Will Southby became the club's first siblings to score tons in the same season in 17 years. Having finally broken their respective ducks, the brothers have now developed somewhat of a habit by repeating the feat this season.

Despite being the most prolific run scorer in Premier men's cricket over the past four seasons, it took until his 88th game (102 innings, which included three innings in the 90s) for Tyler Lortan to reach his maiden Saints ton. Like London buses, another one quickly came along in his

very next innings to round out the season. His 115* in that final game left him just 10 runs shy of the holy grail: a four-figure season. His tally of 990 runs has only been topped once in the last 33 years, by Mark Hampton with 1058 in 2015/16.

Jack Harper's 106 was his fourth for the club (two for Premiers) and is only the fourth by a Saints Premier men's player in T20 cricket. The knocked capped a run of four straight 50-plus scores in the format, finishing up with six in nine innings in the team's winning campaign.

Ian Souness sat atop the bowling leaderboard for the entire season as he registered the remarkable figures of 7-2 in the opening round. It was his second six-wicket haul for Saints, with his career-best spell being not only the club's best bowling figures in the last six seasons but also the cheapest six-plus wicket haul in more than 50 years. His third career six-for two months later gave him the top two bowling slots in the end, emulating James Tapper's feat of two seasons ago.

Fellow left-arm spinner Matt Holstein was the other bowler to take two six-fors during the season, the fifth and sixth such hauls of his career. For each of the other four bowlers on the list it was their maiden career six-wicket bag.

All of the six-fors were achieved in the morning men's grades, with the best women's figures being 5-17 by Isobel Jones for the Premiers and the best afternoon grade spell being 4-2 by Jono Hamilton for the Division 4 Buccaneers.

Shane Burton was the only bowler to take five wickets in each innings of a two-dayer, giving him the season's best match haul. His 11-43 for the Jaguars in the final round of the season are the best match figures since Nathan Court took 14-98 for the 2B Cobras six years ago.

Gabby Sullivan had the best all-round one-day performance of the season with 54* and 5-21 off eight for the Premier women against Old Boys Collegians. Dan Sharples had the best all-round T20 performance with 55* and 4-12 off four for the Sabres in the Championship semi-final against Marist-Harewood.

Both hat-tricks this season were taken less than half an hour apart on November 28 on opposite sides of town. Kade Atkinson (Fozzies) at Halswell 1 and Gabby Sullivan (Premier women) at St Albans 1 had days to remember. It is their first Saints hat-tricks, though Gabby took one for the Canterbury Magicians last season.

Batting:		Grade	Opposition	Date
Natalie Cox	138	Premier Women	v NW	07/11/20
Tyler Lortan	136	Premiership Men	v ES	06/03/21
Natalie Cox	124	Premier Women	v OBC	31/10/20
James Southby	117*	Champs SABRES	v OBC Scrapheap	30/01/21
Tyler Lortan	115*	Premiership Men	v Ricc	20/03/21
Natalie Cox	108*	Premier Women	v Syd	12/12/20
Jack Harper	106	Premiership Men	v LP	05/12/20
Natalie Cox	105	Premier Women	v NW	03/10/20
James O'Gorman	103*	Premiership Men	v OBC	28/02/21
William Southby	101	Champs SABRES	v Ricc	20/02/21

Innings Bowling:		Grade	Opposition	Date
Ian Souness	7-2	Champs SABRES	v Syd	10/10/20
Ian Souness	6-14	Champs SABRES	v Sum	19/12/20
Matt Holstein	6-16	Premiership Men	v Ricc	27/03/21
Shane Burton	6-25	Div 2 JAGUARS	v Heath	20/03/21
Elliot Anderson-Evans	6-29	Div 2 JAGUARS	v Horn Hawks	06/02/21
Matthew Aspinall	6-40	Div 2 JAGUARS	v Ricc	06/03/21
Lachie Harper	6-51	Premiership Men	v LP	07/11/20
Matt Holstein	6-74	Premiership Men	v Syd	21/11/20

Match Bowling:		Grade	Opposition	Date
Shane Burton	11-43	Div 2 JAGUARS	v Heath	20/03/21
Ian Souness	10-60	Champs SABRES	v Syd	03/10/20
Matt Holstein	9-34	Premier Men	v Ricc	20/03/21
Matt Holstein	9-133	Premier Men	v Syd	14/11/20
Reinhardt Kruger	8-96	Div 2 JAGUARS	v Heath	20/03/21

Hat-tricks:		Grade	Opposition	Date
Kade Atkinson	4-9	Cavs FOZZIES	v Hals Placeme	28/11/20
Gabby Sullivan	3-13	Premier Women	v OBC	28/11/20

St Albans Awards Winners, 2020/21

Most Ducks Cup:

Amandeep Singh (Division 4 Buccaneers) – 6 ducks

Most Sixes Crown:

Jack Harper (Premier Men) – 22 sixes

Most Economical Twenty20/One-day Bowling Figures:

4 overs: Kade Atkinson (Cavaliers T20 Fozzies Men) – 4-1-6-2

5 overs: Anna Archbold (Social 8 T20 Women) – 5-0-11-2

8 overs: Scott Mason (President's BBBBs Men) – 8-4-11-1

9 overs: Matt Kendall (Division 2 Jaguars Men) – 9-2-14-3

10 overs: Georgia Edge (Premier Women) 10-4-16-0 &

Matt Holstein (Premier Men) – 10-2-16-3 &

Jack Hunter (Premier Men) – 10-4-16-4

Most Runs Scored Off An Over (by a batsman):

Jack Anderson (Championship Sabres Men) &

Matt Kyle (Cavaliers T20 Super Swingers Men) – 21 runs

Most Runs Conceded Off An Over (by a bowler):

Shuiab Munna (Championship Sabres Men) &

Clem Gibbens (Championship Sabres Men) – 26 runs

Best All-rounders:

Men (morning): Tyler Lortan (Premier Men) – 990 runs and 34 wickets

Men (afternoon): Jono Hamilton (Div 4 Buccaneers Men) – 351 runs and 35 wickets

Women: Georgia Edge (Premier Women) – 355 runs and 26 wickets

Keeper: Joel Turner (Div 4 Buccaneers Men) – 847 runs and 28 dismissals

Rod McCurdy Award

(for faux pas, cricketing misdemeanours, peccadilloes and violations of cricketing etiquette, skill and social acceptability):

Elliot Anderson-Evans

Gunna Award

(for claiming they were 'gunna do this' and 'gunna do that' often during the season):

Matt Kendall

Best After-match Speech Award:

Stephen Boock

Personality of the Year:

Duane Pettet

Noel Love Memorial Trophy

(for the older St Albans member who shows outstanding enthusiasm, dedication, camaraderie and social interaction, both on and off the field):

Abe MacDougall

Supporter of the Year:

Shya Jeevaratnam

Peers Cup

(club member contributing most on and off the field):

Matt Davis

Zin Harris Memorial Cup**(young male player of the year):**

Ryan James (Premier/Championship Sabres Men)

Kim Jamieson Memorial Cup**(young female player of the year):**

Kaylee Tavendale (Premier Women)

Most Improved Young Female Player of the Year:

Georgia Edge (Premier Women)

Twenty20 Batsman of the Year

Kade Atkinson (Cavaliers T20 Fozzies Men) – 546 runs at 68.25

Twenty20 Bowler of the Year

Kade Atkinson (Cavaliers T20 Fozzies Men) – 19 wickets at 10.42

Fielder of the Year Award**(most catches by a non-wicket-keeper):**

Clem Gibbens (Championship Sabres Men) – 20 catches

Daygo Award**(most afternoon grade wicket-keeping dismissals):**

Gareth White (President's BBBBs Men) – 22 dismissals

Frank O'Brien Memorial Cup**(best batting average, 400+ runs):**

Brad Hill (President's BBBBs Men) – 68.40 (684 runs)

Cyril Crawford Memorial Cup**(most runs):**

Tyler Lortan (Premier Men) – 990 runs

Tom Burtt Memorial Cup**(best bowling average, 25+ wickets):**

Tyler Lortan (Premier Men) – 12.38 (34 wickets)

Don Sandman Memorial Cup**(most wickets):**

Matt Holstein (Premier Men) – 53 wickets

Bob Webb Memorial Cup**(most wicket-keeping dismissals):**

Aaron Johnstone (Premier Men) – 37 dismissals

Team Players of the Year:

Premier Men: Tyler Lortan

Championship Sabres Men: Jack Anderson

Division 2 Jaguars Men: Elliot Anderson-Evans

Division 4 Buccaneers Men: Jono Hamilton

President's BBBBs Men: Brad Hill

Cavaliers T20 Super Swingers Men: Eddie Woodham

Cavaliers T20 Fozzies Men: James Kirkpatrick

Premier Women: Natalie Cox

Social 8 T20 Women: Jodi Uluakiafua

Club Player of the Year:

Tyler Lortan

Christchurch Metro Award Winners, 2020/21

Grade winners:

- Premier Men – Premiership Two-day competition
- Premier Men – Premiership One-day competition
- Premier Men – Premiership Twenty20 competition (Dick Motz Series)
- Premier Men – Premiership Challenge Trophy
- Sabres Men – Championship Two-day competition
- Sabres Men – Championship One-day competition
- Sabres Men – Championship Twenty20 competition (Nathan Astle Series)
- Super Swingers Men – Cavaliers T20 Section 2
- Fozzies Men – Cavaliers T20 Section 3

Other club trophies:

- St Albans Cricket Club – Petersen Shield

Club cricket awards:

Brian Adams Trophy

(which recognises a committee person who is in the early years of his/her work for their club):

Will Southby

Nook Ebert Trophy

(for the most influential Premiership player):

Tyler Lortan

Secondary School Female Bowler of the Year

Georgia Edge (St Albans/Christchurch Girls' High School)

Stead Rose Bowl

(for the most runs in the Premier women's competition):

Natalie Cox – 699 runs

Jean Ruddenklau Trophy

(awarded to the player who has shown consistency in women's club and representative cricket):

Natalie Cox

Men's Club Player of the Year

Tyler Lortan

Premiership Men's Club Team of the Year

(selections based on performances in the two-day, one-day and Twenty20 competitions):

Jack Harper

Matt Holstein

Tyler Lortan

Premier Women's Club Team of the Year

(selections based on performances in the one-day, Twenty20 and Kirsty Bond Series competitions):

Natalie Cox

Georgia Edge

Kaylee Tavendale

NZC/CCA Award Winners, 2020/21

Representative awards:

Canterbury Supporters' Performance of the Year (based on public vote from five entries):

Lea Tahuhu (for her 38* off 20 balls to win the Super Smash final)

International Women's ODI Player of the Year

Amy Satterthwaite



Above left: Men's club captain Will Southby receives the Petersen Shield, the symbol of overall club supremacy, with Saints winning it for a 26th time to come within one of the record held by Sydenham.

Will also personally won the Brian Adams Trophy for best young committee person in Christchurch club cricket.

Above right: Natalie Cox collected multiple club awards for her brilliant season with the bat, including the Stead Rose Bowl for most runs and Jean Ruddenklau Trophy for best women's player across club and representative cricket.

Right: Georgia Edge was named in the Christchurch Metro women's Premier team of the year alongside Natalie and Kaylee Tavendale.





Greg Dawson, Matt Holstein and James O’Gorman were formally capped in October to recognise reaching 200th Premier men’s appearances. They each reached the milestone last season but Covid delayed the ceremony, which also featured some of the other members of the exclusive 13-man club.



A blend of the old school and new school when it comes to scoring cricket matches in the modern era.

Left: Jim Henderson (right), who once took 70 wickets in a season for our third grade side, later becoming a long-serving Premier umpire, has moved into a new role as scorer for our Premier men’s side, including tackling CricHQ head on.

Right: Peter Mayell, who first took up scoring for the Premier side out of high school in 1990, is now back to take the club into the 21st century with the NV Play live video streaming and analysis software.

St Albans Awards Winners Gallery



Overall St Albans Club Player of the Year - Tyler Lortan

Tyler won the supreme award for the second season in a row, the first time any club member has achieved this feat. He also joins a select group of just five players to have won it twice, along with Ben Harris, Nicola Payne (now Wilson), Michael Davidson and Amy Satterthwaite.

He also won prizes for the best morning men's grade all-rounder, the Cyril Crawford Memorial Cup for most runs and the Tom Burt Memorial Cup for best bowling average.



Above: Matt Holstein (Don Sandman Memorial Cup for most wickets),
Brad Hill (Frank O'Brien Memorial Cup for best batting average),
Matt Davis (Peers Cup for club contribution).



Above: Amandeep Singh (most ducks),
Jack Anderson (most runs scored off an over by a batsman),
Clem Gibbens (most runs conceded off an over by a bowler & fielder of the year).

Below: Abe MacDougall (Noel Love Memorial Trophy for older club contributor),
Elliot Anderson-Evans (Rod McCurdy Award for misdemeanours),
Shya Jeevaratnam (supporter of the year) with son Matthias Paltridge.





Above: Jono Hamilton (best afternoon men's grade all-rounder), Joel Turner (best wicket-keeping all-rounder), Georgia Edge (most economical 1-day 10 overs, best women's all-rounder & most improved young female player).




Above: Gareth White (Daygo Award for most afternoon grade dismissals), Scott Mason (most economical 1-day 8 overs), Kaylee Tavendale (Kim Jamieson Memorial Cup for young female player of the year and a special recognition award for her maiden Premier five-wicket bag).

Below: Duane Pettet (personality of the year), Owen Rees, Alex McKenzie-Rimmer, Piers Landon-Lane and George Devine (winners of the annual St Albans quiz).



TEAM REPORTS



Club Competition Points

PETERSEN SHIELD

St Albans	7.47
East Christchurch Shirley	7.34
Riccarton	5.96
Lancaster Park	5.88
Marist-Harewood	5.88
Sydenham	5.66
Merivale-Papanui	5.38
Old Boys Collegians	5.38
Heathcote	5.18
Burnside West University	4.56

HADLEE TROPHY

Heathcote	549
St Albans	548
Riccarton	545
Old Boys Collegians	543
Sydenham	540
East Christchurch Shirley	530
Lancaster Park	529
Burnside West University	503

UMPIRES TROPHY

Sumner	30.00
Riccarton	29.67
Sydenham	28.43
Lancaster Park	27.85
Marist-Harewood	27.50
Old Boys Collegians	26.75
Burnside West University	26.67
St Albans	26.25

MELHUISH SHIELD

ES - Div 3 Kings XI Punjab & Pres Black	180	Heath - Cavs Hustlers & Cavs Blazers	115
St A - Prem & Prem W	168	BWU - Prem & Div 2	108
ES - Prem & Div 1	162	LP - Champ & Social 8 T20 W	107
MP - Div 1 1st XI & Pres BBs	156	ES - Div 3 Tridents & Div 5 Strikers	100
St A - Cavs S Swingers & Cavs Fozzies	155	Syd - Prem & Div 1	100
Syd - Prem W & Div 6 All Stars	152	MP - Div 7 Gold & Div 7 Panthers	100
LP - Prem & Prem W	148	MP - Pres Gold & Cavs	98
BWU - Champ & Pres	148	St A - Div 2 & Div 4	97
Ricc - Div 2 & T20 Hogs	146	Sum - Champ & Div 3 Mighty	95
OBC - Prem W & Champ	135	Ricc - Prem & Champ	93
Mar-Hare - Div 3 & Div 4	135	MP - Div 1 2nd XI & Div 4	91
Mar-Hare - Div 5 & Div 6	135	Horn - Div 2 & Div 6	91
Heath - Div 1 & Div 2	133	LP - Pres & Div 1 W/U19 W	90
St A - Champ & Pres	131	LP - Div 2 & Div 3	82
BWU - Div 4 & Cavs Ghetto Hustlers	128	Syd - Div 6 Tamil XI & T20 Cardinals	80
Ricc - Div 6 & Div 7	125	Heath - Div 4 & Div 5	75
OBC - Prem & Cavs Super Colds	124	OBC - Div 2 & Cavs Racoons	71
Syd - Champ & Pres Cardinals	119	Mar-Hare - Champ & Div 2	63
Heath - Prem & Social 8 T20 W Vixens	119	Syd - Div 2 & Div 3	52
ES - Div 5 Super Kings & Pres Gold	115		

Final Men's Competition Points

Premiership Trophy (two-day)

St Albans	120.99
Sydenham	97.55
Burnside West University	90.86
Lancaster Park	90.39
East Christchurch Shirley	88.87
Old Boys Collegians	79.30
Riccarton	58.88
Heathcote	41.05

Premiership Cup (one-day)

*-St Albans	73
Old Boys Collegians	64
Sydenham	44
Lancaster Park	33
East Christchurch Shirley	31
Riccarton	22
Heathcote	20
Burnside West University	11

Semi: **St A beat LP**

Semi: **OBC beat Syd**

Final: **St A beat OBC**

Premiership Twenty20

Burnside West University	30
St Albans	23
East Christchurch Shirley	20
Lancaster Park	15
Heathcote	15
Sydenham	15
Riccarton	13
Old Boys Collegians	10

Semi: **BWU beat LP**

Semi: **St A beat ES**

Final: **St A beat BWU**

Division 2 (two-day) - Top 6

Halswell Canta Lions	81.44
Riccarton	56.87
Hornby Hawks	55.49
Old Boys Collegians Gators	53.12
St Albans Jaguars	49.10
Heathcote	14.18

Division 2 (two-day) - Bottom 4

Burnside West University Lions	72.28
Marist-Harewood	67.54
Lancaster Park	59.72
Sydenham	35.97

Championship Trophy (two-day)

St Albans Sabres	120.29
Sydenham	119.38
Burnside West University	107.25
Sumner	75.21
Lancaster Park	70.11
Old Boys Collegians Scrapheap	69.99
Riccarton	68.27
Marist-Harewood	40.33

Championship Cup (one-day)

Sydenham	55
Lancaster Park	52
St Albans Sabres	43
Sumner	33
Burnside West University	31
Old Boys Collegians Scrapheap	31
Riccarton	30
*-Marist-Harewood	21

Semi: **Sum beat Syd**

Semi: **St A Sabres beat LP**

Final: **St A Sabres beat Sum**

Championship Twenty20

St Albans Sabres	26
Sumner	25
Old Boys Collegians Scrapheap	25
Marist-Harewood	23
Lancaster Park	20
Sydenham	15
Burnside West University	8
Riccarton	0

Semi: **St A Sabres beat Mar-Hare**

Semi: **Sum beat OBC**

Final: **St A Sabres beat Sum**

* - denotes Challenge Trophy holders

x - denotes withdrawn during
the season by its club

Division 2 Cup (one-day)

St Albans Jaguars	74
Heathcote	73
Halswell Canta Lions	72
Hornby Hawks	54
Old Boys Collegians Gators	52
Lancaster Park	33
Sydenham	32
Riccarton	31
Marist-Harewood	31
Burnside West University Lions	20

Semi: **Horn Hawks beat St A Jaguars**

Semi: Hals Canta Lions beat Heath

Final: Hals Canta Lions beat Horn

Division 2 Twenty20

Halswell Canta Lions	35
Riccarton	35
Heathcote	35
Burnside West University Lions	25
St Albans Jaguars	20
Sydenham	20
Lancaster Park	20
Hornby Hawks	10
Old Boys Collegians Gators	10
Marist-Harewood	10

Final: Hals Canta Lions beat Ricc

Division 4 - Championship

Marist-Harewood Mavericks	85
Halswell Fireballs	85
Merivale-Papanui	80
Old Boys Collegians Team Boon	55
Richmond Rhinos	40
Heathcote	35
St Albans Buccaneers	35
Burnside West University Broncos	30

President's Grade - Top 6

East Christchurch Shirley Black	40
Hornby	30
*-Burnside West University Foxes	30
Heathcote Tunnel Rats	23
Ohoka	20
St Albans BBBBs	8

Cavaliers T20 Grade (Sec 2) - Championship

St Albans Super Swingers	90
Riccarton Hogs	85
Hornby Hawks	80
Southern Districts Misfits	80
Southern Districts Sandy Smiths	71
Heathcote Blazers	65
Old Boys Collegians Raccoons	61
Merivale-Papanui	60
No. 4 Experience	60
Marist-Harewood Avesec	55
Heathcote Hustlers	50

President's Grade - Championship

Burnside West University Foxes	55
East Christchurch Shirley Black	50
St Albans BBBBs	48
Ohoka	45
Hornby	45
Heathcote Tunnel Rats	43
Sydenham Cardinals	40
East Christchurch Shirley Gold	35
Merivale-Papanui Beverage Brothers	35
Sumner	20
Lancaster Park	15
Sydenham Hospital	15
Merivale-Papanui Gold	10

President's Grade - Bottom 7

Sumner	45
Merivale-Papanui Beverage Brothers	38
Merivale-Papanui Gold	35
East Christchurch Shirley Gold	30
Sydenham Cardinals	20
Lancaster Park	20
Sydenham Hospital	13

Cavaliers T20 Grade (Sec 3) - Championship

St Albans Fozzies	73
New Brighton	65
Parklands Patriots	53
Richmond	50
Halswell Placeme	50
Hornby Hawks	50
Burnside West University Duck Duck Six	45
Burnside West University Believers	25
Halswell Titans	20
Old Boys Collegians The Guys	5

Premiership Men

	P	W	L	D/T/NR	Place
Two-day:	7	5	0	2	1st (8)
One-day:	9	9	0	0	1st (8)
Twenty20:	9	6	2	1	1st (8)
Total:	25	20	2	3	

The 2020/21 season would turn out to be one of the team's best yet! The squad was formed by the core group returning from last season and new talent coming through club, reflecting the depth being built in the morning grade sides.

This was further strengthened by the introduction of Freddie Anderson, who assumed the role of head coach. Freddie worked with all three morning grade sides throughout the season and the results of all the sides/players he worked with speak for themselves.

The season would see some impressive milestones reached and a special team result, being the first side to complete a Premier treble.

Aaron Johnstone: Aaron has been an integral part of the St Albans Cricket Club for two decades and is now officially the most capped Premier men's player in Christchurch Metro history. Aaron took the record when he played his 361st match during the season and remains 'not out'. Aaron's career includes captaining the side for nine full seasons, during which time he has played a key role in shaping the way the side plays its cricket today. His continued leadership and experience from behind the sticks remains invaluable. A tremendous competitor on the field, evidenced by the 23 Premier titles and substantial wicket-keeping records to his name (see records page!). A fantastic achievement Aaron and we look forward to a few more.

Ben Langrope: Ben played his 300th match during the season, becoming only the second St Albans men's player to achieve the feat. As an all-rounder Ben has notched up great statistics with both bat and ball along with 19 Premier titles. Congratulations, Ben.

We welcomed five debutants this season: Ryan James, Jack Anderson, Tom McClean, Matthias Paltridge and Tom Flavell.

Congratulations to all those who played a role in the side's achievement this season.

Twenty20 Competition

The season had begun with two months of red-ball cricket and it was important the squad was able to adapt to the fast-paced format that Twenty20 cricket demands.

Knowing it is vital to get early wins on the board to progress through the competition the side came up against a strong Burnside West University team in game one. A delayed start due to rain did not throw Saints off their stride, having won the toss and electing to bowl. James Tapper (3-11) did the damage up top and was well supported by the rest of the attack before some late tail-end hitting saw Burnside through to 102/9. A determined batting performance in challenging conditions saw the target reached in the 18th over for the loss of only four wickets.

A rally drive across the city was required in order to take on Heathcote in the Valley later that afternoon. Heathcote won the toss and elected to bat, posting 129/6 on a wicket that was getting slower and lower by the ball. Jack Harper looked to be batting on a different surface to everyone else, creaming 54 off 34, which was the start of a tremendous personal T20 campaign for him. The run chase was finished by Nic Lidstone in the 18th over.

A strong opening weekend came to a halt when the side was well beaten by East Shirley with 141 playing 104. Sydenham followed and with Saints batting first posted 166 led by Harper (68) and Tom Flavell (37*). On debut Flavell looked at home while taking it to the Sydenham attack. Despite a fantastic three-wicket spell from Jack Hunter Saints suffered rare consecutive losses.

The side travelled to Garrick Park to take on a strong Lancaster Park side in a crucial match. Losing the toss LP put Saints in to bat and had us reeling at 1/2. Harper, coming off three consecutive half-centuries, would turn the tables by going one better as he showed no mercy on the LP attack. His innings included nine fours and six sixes, compiling 106 from just 63 balls with Saints recovering to finish on 161/3. A fast start from the LP openers was combated by our bowling attack, with Lachie Harper taking 2-8 in a short spell to change the momentum. Saints got the crucial win as LP fell short at 142/6. The victory would give the side plenty of confidence for the rest of the competition.

Victory over Old Boys Collegians was spearheaded by the two Jacks - Harper and Hunter - taking five wickets between them. The final round-robin match against Riccarton ended up in an eventful deadlock. Batting first we posted 151 with Lidstone (41) top scoring. Riccarton finished with a flurry of boundaries before a crucial run out removed the danger man. A scrambled single from the final ball would see a rare tie in the competition. The result was sufficient however to secure us a place in the semi-finals.

We got a chance at redemption against an in-form East Christchurch Shirley side in the semi-final. Winning the toss Easts elected to bat first on a flat Nursery wicket boasting a short boundary. Ben Langrope (0-23) produced an economical spell from his allotment and Matt Holstein (2-21) was the pick of the bowlers in batter-friendly conditions. Needing an intimidating 171 for victory the run chase started with enormous momentum. Harper again led the charge, belting 54 from 32 to help alleviate run rate pressure. We lost another quick wicket in Tyler Lortan

before a critical partnership of 60 between Lidstone and Greg Dawson put Saints in a winning position. Dawson showed his experience in posting an unbeaten 67 to see the team through to the final!

The final was a rematch of the opening T20 game of the campaign. Held at the Hagley Nursery ground on a perfect day Saints played hosts to Burnside. Some pre-match niggles would add some spice to an already highly charged fixture. We won the toss and decided to put Burnside in to bat to pressure them into trying to post a large total. A steady start by them was undone by the Harper boys. Jack finished with 3-26, but it was big Lachie Harper's aggressive spell of 3-14 that truly rattled them! The Harpers were well supported by the economical Holstein.

The target was 137 in order to lift the trophy and blast the lungs. Jack Harper again made a substantial dent in the target, scoring 53 from 42. James O'Gorman (24*) and Lidstone (27*) paced the remaining chase well, knocking off the winning runs with two overs to spare. A great result with every member contributing to a title victory!

Special mention does need to go to Jack Harper who tallied 415 runs in nine matches including five 50s and a century!

One-Day Competition

The first round of the one-day competition would be the final match of 2020. Losing the toss on a hot day and Riccarton electing to bat first, the bowling attack made sure the boys did not have to be exposed to the heat for long. Hunter got things underway and the wickets continued to tumble with Riccarton eventually bowled out in the 20th over for just 87. Jack Harper and Hunter took three wickets apiece, James Tapper and Lachie Harper two each. The runs were knocked off in just 14 overs, a satisfying way to head into the Christmas break.

Round 2 saw Sydenham post 189 in the first match of 2021. Matt Holstein (3-16) led the attack with a tight spell, well supported by a rare sighting at the bowling crease from O'Gorman (3-20). The run chase centred around Lortan (71*) with key partnerships throughout a controlled chase.

The next round against Burnside would also see the Boock-Sharp Trophy on the line. Burnside's decision to field first looked a mistake as Dawson (76) and Jack Harper (74) put on 133 for the first wicket. The strong foundations saw those to follow play positively, with Saints posting a competitive 290/7. The bowlers were placed under pressure with the Burnside batsmen looking to play freely. Wickets at key moments saw Saints maintain the edge throughout with Langrope, Jack Harper and Lortan each taking two wickets before eventually dismissing Burnside for 256.

Heathcote were easily accounted for when dismissed for 103. Spin was the key to the innings with Holstein (3-18) and Lortan (4-26) sharing the spoils. Dawson (43*) and Lortan (42*) made swift work of the chase.

The team headed into the always-competitive match against LP with strong momentum. Electing to field first in damp conditions Saints were immediately rewarded. The innings was led by a brilliant spell from Hunter (4-16) to dismiss LP for 114. Tom McClean also took his first Premier wicket with a sharp caught-and-bowled chance. The LP attack were never going to roll over and made us work for every run. Lortan (50*) again anchored the chase with Saints reaching the target for the loss of five wickets.

Next we had the privilege of hosting Old Boys on Hagley Oval. Winning the toss, Jack Harper (94) and Lortan (81) made the most of the conditions, with Harper falling just short of what would have been a well-deserved hundred. Chasing 255 to win, Old Boys were on the back foot early with Hunter (2-47) taking a wicket in the first over. Reid Gibbens (2-33) followed suit, bowling a great spell up top. Langrope and Jack Harper were also in the wickets, having Old Boys struggling at 127/8. A brilliant individual innings of 151* was almost enough to steal the game, however Saints held their nerve to take the final wickets just in time.

The final round-robin game was against Easts. Batting first Easts posted 209/7, with key spells from Tapper (1-18) and Lortan (3-19) helping to restrict the total. A controlled innings from Dawson (71*), with support from Langrope (27) and Holstein (21*), saw Saints take the victory to go undefeated through the round-robin phase.

The semi-final against LP saw Langrope reach the impressive mark of 300 Premier matches. Putting them in to bat, regular wickets made sure the innings never got away from Saints as Langrope (3-23) was the top wicket taker in his milestone match. Chasing 181 to win, Matthias Paltridge (25) provided the foundation up top. Lortan (66*) continued his great form and the chase was well finished by Ryan James (21*).

The final was a rematch against the form Old Boys side, whose only one-day loss had come against us. Old Boys, having been put into bat, took the early momentum, racing to 90 in 12 overs before the loss of their first wicket. Enter Holstein (3-44), who would trigger a collapse to put the pressure back on the opposition at 137/6. Lortan (4-48) was the other key wicket taker as Old Boys finished on 247/9. In reply, Saints were 51/3 before a 179-run stand between O'Gorman (103*) and Lidstone (93) broke the back of the chase. Langrope struck the winning runs with four overs to spare for Saints to claim the silverware in an undefeated campaign.

Two-day Competition

Saints began the season as defending champions and were certainly keen to go back-to-back.

Winning the toss in game one we asked Burnside to bat first. Tapper (4-26) and Hunter (3-32) both got their seasons off to a cracking start, dismissing Burnside for 131. In reply, Saints posted 217/8 built upon a

100-run stand by O’Gorman (99) and Jack Harper (47). Burnside ‘shut up shop’ in the third innings though, seeing the match end in a draw.

In Round 2 Saints were on the back foot against a determined Heathcote, who claimed first innings. Day 2 saw a much needed turnaround led by Holstein (5-20) and Lortan (4-16). Chasing just 120 to win, Bailen Thatcher (37) put a bloodied fielding effort behind him to get the chase underway. Saints won by nine wickets.

The winning form continued against LP. After being put in to bat on a wet wicket Saints finished with 171 after some much needed lower-order fight. LP were skittled for 73 in reply with Tapper (5-19) doing the damage. A positive second innings led by Lortan (88*) set up the opportunity for an outright victory. Lachie Harper (6-51) did not need a second invitation, with a devastating spell showing his potential and sealing the win.

Sydenham proved a challenge at their home venue on a docile wicket. The match ended in a hard-fought draw with notable performances from Holstein (6-74), Dawson (78) and Jack Harper (53*).

The two-day competition was put on hold for the limited-overs competitions to take place. Having won both of those, Saints came into the final three red-ball matches of the season with the chance of taking out all three titles.

Matthias Paltridge (76) and Ryan James (84) piled on the runs early against Old Boys to put Saints in a dominant position after posting 273/7. Old Boys declared behind to allow the match to be set up. Langrope scored a brisk 60 to help set the opposition a gettable 230. Spin turned out to be the difference as Holstein (3-14) and Lortan (4-37) helped Saints achieve victory.

The penultimate match against Easts was hotly contested, with both sides in the title hunt. Batting first Easts declared on 192/9. Saints amassed 329/7 with Lortan (136) and Holstein (68*) the top scorers. Jack Anderson showed off his skillset with the new ball before a Jack Harper spell (4-8) sealed the deal, the innings victory helping to accumulate crucial bonus points.

The competition was almost in the bag heading into the final match but the side would still finish with another dominant performance. Dismissing Riccarton for 164, Saints replied with 299/3 as Lortan (115*) scored consecutive centuries to finish his season in style. Riccarton showed some resistance but a determined Holstein (6-16) produced a superb spell, with the haul taking him over 50 wickets for the third season in a row. The win completed an outstanding season and an achievement the club can be proud of.

James O’Gorman

Premiership Men Two-day Averages, 2020/21

	Mat	Inn	NO	HS	Runs	Ave	100	50	Ct	St	O	M	R	W	Ave	Best	4wi	5wi	SR	Econ
Jack Anderson	1	0	-	-	-	-	-	-	-	-	8	1	45	1	45.00	1-45	-	-	48.0	5.63
Greg Dawson	7	10	1	78	306	34.00	-	2	7	-	-	-	-	-	-	-	-	-	-	-
Thomas Flavell	1	1	0	32	32	32.00	-	-	-	-	-	-	-	-	-	-	-	-	-	-
Reid Gibbens	3	0	-	-	-	-	-	-	2	-	16	3	60	2	30.00	1-13	-	-	48.0	3.75
Jack Harper	7	7	2	53*	207	41.40	-	1	4	-	61.4	15	180	13	13.85	4-8	2	-	28.5	2.92
Lachie Harper	5	4	1	24*	58	19.33	-	-	1	-	47.4	6	205	14	14.64	6-51	-	1	20.4	4.30
Matt Holstein	7	7	1	68*	143	23.83	-	1	4	-	172.4	51	331	33	10.03	6-16	-	3	31.4	1.92
Jack Hunter	7	6	3	23	55	18.33	-	-	4	-	96	23	295	13	22.69	3-32	-	-	44.3	3.07
Ryan James	3	2	0	84	84	42.00	-	1	2	-	15.4	3	41	1	41.00	1-15	-	-	94.0	2.62
Aaron Johnstone	7	3	0	14	21	7.00	-	-	17	1	-	-	-	-	-	-	-	-	-	-
Ben Langrope	7	8	1	60*	158	22.57	-	1	6	-	43.5	8	150	4	37.50	2-18	-	-	65.8	3.42
Nick Lidstone	6	6	0	33	76	12.67	-	-	3	-	-	-	-	-	-	-	-	-	-	-
Tyler Lortan	7	10	3	136	470	67.14	2	1	8	-	61	8	243	13	18.69	4-16	2	-	28.2	3.98
James O'Gorman	7	9	2	99	256	36.57	-	2	7	-	-	-	-	-	-	-	-	-	-	-
Matthias Paltridge	2	4	0	76	122	30.50	-	1	3	-	-	-	-	-	-	-	-	-	-	-
Dan Sharples	4	4	0	31	56	14.00	-	-	2	-	14.2	3	32	2	16.00	1-2	-	-	43.0	2.23
James Tapper	7	7	5	25*	80	40.00	-	-	4	-	137	34	422	19	22.21	5-19	1	1	43.3	3.08
Bailen Thatcher	2	2	0	37	37	18.50	-	-	-	-	-	-	-	-	-	-	-	-	-	-

Premiership Men One-day Averages, 2020/21

	Mat	Inn	NO	HS	Runs	Ave	100	50	Ct	St	O	M	R	W	Ave	Best	4wi	5wi	SR	Econ
Jack Anderson	1	0	-	-	-	-	-	-	-	-	5	0	34	0	-	-	-	-	-	6.80
Greg Dawson	8	8	2	76	275	45.83	-	2	4	-	-	-	-	-	-	-	-	-	-	-
Thomas Flavell	4	2	0	0	0	0.00	-	-	1	-	-	-	-	-	-	-	-	-	-	-
Reid Gibbens	4	0	-	-	-	-	-	-	-	-	26.4	2	151	3	50.33	2-33	-	-	53.3	5.66
Jack Harper	8	8	0	94	256	32.00	-	2	6	-	52.4	4	234	13	18.00	3-12	-	-	24.3	4.44
Lachie Harper	3	1	0	9	9	9.00	-	-	2	-	3	0	6	2	3.00	2-6	-	-	9.0	2.00
Matt Holstein	9	3	3	21*	28	-	-	-	3	-	64.4	4	241	11	21.91	3-16	-	-	35.3	3.73
Jack Hunter	5	0	-	-	-	-	-	-	3	-	41	9	168	10	16.80	4-16	1	-	24.6	4.10
Ryan James	7	4	2	21*	49	24.50	-	-	4	-	17	0	105	1	105.00	1-29	-	-	102.0	6.18
Aaron Johnstone	7	0	-	-	-	-	-	-	13	-	-	-	-	-	-	-	-	-	-	-
Ben Langrope	8	5	2	27	65	21.67	-	-	4	-	33.2	1	199	9	22.11	3-23	-	-	22.2	5.97
Nick Lidstone	6	5	0	93	179	35.80	-	1	4	-	-	-	-	-	-	-	-	-	-	-
Tyler Lortan	9	9	5	81	404	101.00	-	4	8	-	48.3	6	170	20	8.50	4-26	2	-	14.6	3.51
Thomas McClean	2	1	1	2*	2	-	-	-	1	-	2.2	0	5	1	5.00	1-5	-	-	14.0	2.14
James O'Gorman	8	7	2	103*	233	46.60	1	-	4	-	7.1	3	20	3	6.67	3-20	-	-	14.3	2.79
Matthias Paltridge	1	1	0	25	25	25.00	-	-	-	-	-	-	-	-	-	-	-	-	-	-
James Southby	1	1	0	5	5	5.00	-	-	2	-	-	-	-	-	-	-	-	-	-	-
James Tapper	8	0	-	-	-	-	-	-	5	-	61.2	5	259	10	25.90	2-25	-	-	36.8	4.22

Premiership Men Twenty20 Averages, 2020/21

	Mat	Inn	NO	HS	Runs	Ave	100	50	Ct	St	O	M	R	W	Ave	Best	4wi	5wi	SR	Econ
Greg Dawson	9	9	1	67*	145	18.13	-	1	-	-	-	-	-	-	-	-	-	-	-	-
Thomas Flavell	2	1	1	37*	37	-	-	-	-	-	-	-	-	-	-	-	-	-	-	-
Jack Harper	9	9	0	106	415	46.11	1	5	1	-	33	0	219	12	18.25	3-26	-	-	16.5	6.64
Lachie Harper	9	4	2	17*	38	19.00	-	-	4	-	23	1	150	8	18.75	3-14	-	-	17.3	6.52
Matt Holstein	9	2	1	20*	22	22.00	-	-	1	-	34	0	185	9	20.56	2-16	-	-	22.7	5.44
Jack Hunter	6	2	1	4*	5	5.00	-	-	2	-	24	0	183	5	36.60	3-29	-	-	28.8	7.63
Ryan James	3	1	0	4	4	4.00	-	-	2	-	5	0	38	0	-	-	-	-	-	7.60
Aaron Johnstone	9	1	0	1	1	1.00	-	-	6	-	-	-	-	-	-	-	-	-	-	-
Sam Kearns	1	1	0	3	3	3.00	-	-	-	-	1	0	7	0	-	-	-	-	-	7.00
Ben Langrope	8	7	3	15	40	10.00	-	-	5	-	23.2	0	171	3	57.00	1-14	-	-	46.7	7.33
Nick Lidstone	6	6	4	41	154	77.00	-	-	1	-	-	-	-	-	-	-	-	-	-	-
Tyler Lortan	9	9	0	38	116	12.89	-	-	3	-	1	0	8	1	8.00	1-8	-	-	6.0	8.00
James O'Gorman	9	8	3	45*	187	37.40	-	-	4	-	-	-	-	-	-	-	-	-	-	-
Dan Sharples	1	1	0	1	1	1.00	-	-	-	-	4	0	14	1	14.00	1-14	-	-	24.0	3.50
James Tapper	9	1	1	1*	1	-	-	-	3	-	30	0	254	9	28.22	3-11	-	-	20.0	8.47



St Albans Premier Two-day Trophy, One-day Cup, Dick Motz Series Twenty20 Winners, 2020/21

Back row: LLB Harper, JH Tapper, JS Hunter.

Middle row: FG Anderson (coach), TM Lortan, MMH Paltridge, TR Flavell, RMM Gibbens.

Front row: BJ Langrope, GJ Dawson, JPD O'Gorman (captain), AF Johnstone, MP Holstein.

Absent: JLF Harper, RJ James, NJ Lidstone, DJ Sharples.



St Albans Championship Two-day Trophy, One-day Cup, Nathan Astle Series Twenty20 Winners, 2020/21

Back row: FG Anderson (coach), LLB Harper, JM Southby, TR Flavell, MMH Paltridge, RMM Gibbens.

Front row: MJ Aspinall, ID Souness, SR Kearns, WT Southby (co-captain), CAM Gibbens (co-captain), M Sharma.

Absent: JL Anderson, SM Burton, RJ James, TE McClean.



Above: Stephen Boock and Sandra Sharp, widow of the late Peter Sharp, present the Boock-Sharp Trophy to the St Albans Premier men, who beat Burnside West University by 34 runs in their annual commemorative fixture.

Below: Nic Lidstone (93) and James O'Gorman (103 not out) combined for an epic 179-run partnership for the fourth wicket against Old Boys Collegians in the final on Hagley Oval to steer Saints to a record 11th Premier one-day title.





Above: Sam Kearns exhibits some flair batting for the Sabres on the opening day of the season; Englishman Matt Aspinall made the step up from the Jaguars to deliver the goods for the Sabres in the one-day knock-outs.

Below: Clem Gibbins with the fierce look of determination that brought him 41 victims for the season; Manpreet Sharma goes over the top in his knock of 49 in the Championship one-day final.



Championship Men SABRES

	P	W	L	D/T/NR	Place
Two-day:	7	5	0	2	1st (8)
One-day:	9	6	3	0	1st (8)
Twenty20:	8	6	1	1	1st (8)
Total:	24	17	4	3	

As we headed into this season there were many unknowns. With the Coronavirus pandemic still having an immense impact around the world, we didn't know how the Sabres squad was going to shape up. In comparison to previous seasons, we had no overseas players to bolster the ranks, however the re-emergence of the Division 2 Jaguars team, under the watchful eye of Duane Pettet, meant we had an additional source of players to draw on. A couple of young players had also joined the team after moving to Christchurch, which meant we were in good stead in the lead-up, with a strong "morning grade squad" assembled when taking into account the Premiers and Jaguars sides. As it turned out, what unfolded over the season was barely believable and something I don't think will be repeated for some time.

As with the promotion/relegation changes from the previous season, we saw the Sydenham team coming back up from Division 1 for the first time in a few seasons, while Merivale-Papanui were relegated. The season format also changed from the previous year, as it reverted to the traditional beginning of two-day games, followed by the T20 competition prior to Christmas, one-day games in the New Year, then finish the season with the remaining two-dayers.

The first game was against the newly-promoted Sydenham (though with a very familiar face to the club with their skipper being none other than Kelvin Scott). With what became a recurring theme throughout the season against them, it was a tight, see-sawing match. A pretty even first day, where runs were aplenty and wickets were hard to come by, was followed by a crazy day two, which saw us come out on top thanks to last season's Sabres player of the year Ian Souness carrying on where he left off. He took a barely believable 7-2 to skittle Syds for 73. The chase was not so straightforward however, with us scraping across the line eight down chasing 98.

Game 2 saw us take on Lancaster Park, with us setting Park 228 off a generous 65 overs. The bowlers responded by putting Park under pressure from the get-go, eventually reducing them to 104/9 with 14 overs remaining. However, the last pair well and truly shut up shop, keeping us out there for the remaining overs, while only adding nine runs to frustrate the boys and eke out a draw. This could have been a critical moment in the season as it turned out, but more on that later. Next up was Marist-Harewood and the boys bounced back with a commanding innings win.

The last two-day game before the change in format was against Sumner, which was another back-and-forth game that went down to the wire. After giving up a 23-run first-innings lead on the postage stamp-sized St Leonards Square, our second dig was crucial to set up the game. We ended up setting Sumner 208 to win off a minimum of 41 overs. We had them in trouble early at 21/4, though a series of partnerships ensued which got them to 194/8 with three overs remaining. The boys went 'bang-bang' to wrap up an eight-run win in the penultimate over; new boy Jack Anderson claimed a maiden five-wicket haul for the club. This meant we were in a tight three-way battle at the top halfway through the two-day competition.

Our attention now moved to the T20 competition, brought forward on the calendar due to the National Club Championships changing its focus to T20. We had pressure on us to perform as defending champions in this format, and that was exactly what we did. A wet outfield and run-up scuppered any chance of play in our first game, before a final-ball thriller against Sydenham in the afternoon. We required 15 runs off the last over, 12 off the last three balls and six off the last, with us winning the game in exciting fashion.

Next up was a midweek game against Park, which was a narrow loss, and resulted in a bit of a logjam in the middle of the table. We managed to get some breathing room by beating two of our closest challengers for those spots in Old Boys and Riccarton, in contrasting fashion it must be said. We ground out a two-wicket win against Old Boys in the last over of the game, before blowing Riccarton away with a nine-wicket trouncing.

Our most crucial game in the round-robin was against Marist (who were early leaders in the competition), and it was another thriller. Similar to the Sydenham game, it came down to the last ball, though this time we required six runs to tie and salvage what ended up being a critical three points. Step up Tom Flavell (not usually a known power hitter) who managed to top edge a short ball over third man for a maximum. The result ensured we would be in the semis, though our final position was still to be determined.

The winner of our last round game against Sumner would determine which of us claimed top spot. We restricted their big players well, limiting them to 100, before we ticked along nicely to the target with 2.5 overs remaining.

This set up a rematch from just two days earlier, in the semis against Marist. We learned from that earlier game and adjusted well, bowling them out for 117 and chased the target down in just 10 overs without losing a wicket; Dan Sharples played some elegant shots (and myself some not-so-elegant ones), peppering the boundary.

This gave us our first crack at silverware for the season against Sumner (who had beaten Old Boys in the other semi). Our plans, which had been developed from our earlier encounter, worked perfectly as we restricted them to just 75, bowling them out in the 20th over. Incredibly, we didn't

concede a single boundary throughout (unheard of in T20 cricket), though some sloppy fielding did result in an in-field all-run four. The loss of an early wicket didn't deter the boys as Matthias Paltridge and Ryan James worked the field beautifully to chase the target down in the 14th over to lock up the T20 title again, the first time it had been successfully defended in the grade.

To wrap up the pre-Christmas half of the season, we started the one-day competition against Sumner. We couldn't have started the competition much better, with a four-wicket, bonus point win. Heading into the break we had lost just one of our 12 games.

We continued the one-day competition post-Christmas against Marist, getting bowled out for 205, which we felt was under par, possibly due to a bit of rust from three weeks off. However, only two bowlers were needed as we managed to dismiss them for 31 inside 10 overs. Next up was Burnside, who had the wood on us in previous years, with the boys not really able to adjust to some good fast bowling, seeing us fall to a 33-run defeat.

We bounced back with another dominant performance against Riccarton, chasing 202 just three down inside 35 overs, Paltridge unbeaten on 84. Next up was a run-fest on the tiny Elmwood 4 ground, known for its particularly short straight boundaries. We eventually found ourselves chasing 300, daunting no matter where you play, but not for James Southby, whose unbeaten 117, plus a quick-fire 59 not out from Jack Anderson, guided the team home. Another close game saw us coming up five runs short against Park, before being comprehensively beaten by Sydenham in the last round-robin game.

This saw us finish third and having to play away against Park in the semis. A couple of unavailable players meant some boys came up from the Jaguars for the semi, but that didn't faze them as everyone played a role in the game. The bowlers did a fantastic job restricting Park to 170, with wickets shared around. The chase started well, but a few speed bumps saw us go from 24/0 to 69/6. Step up Sam Kearns and Piers Landon-Lane, who put on 95 for the seventh wicket to all but get us home. A couple of late wickets didn't put off Landon-Lane, who calmly guided the winning runs through the cordon to put us into our second final of the season.

And for the second time, the final was against Sumner (who I'm sure were sick of seeing us). And, as with the T20 final, we suffocated them from the get-go to dominate the game from start to finish. We had them 47/6 at one stage, before some lower-order flourishes saw them eventually dismissed from 149 on what was a very batter-friendly pitch. This was demonstrated perfectly by Paltridge and Manpreet Sharma, who put on 120 for the first wicket at better than a run-a-ball to effectively end the contest. A couple of late wickets fell but the result was never in doubt as we chased down the target in 23.1 overs to kick off celebrations after completing the white-ball double. Even more enjoyable was being able to cheer the Premier team home who were playing on Hagley Oval.

Heading back into the two-day competition we were in a three-way battle at the top with Sydenham and Burnside and, as it transpired, Burnside needed to play both Sydenham and us, meaning any number of scenarios were at play. First though, we needed to get the points against Riccarton. The boys duly obliged, despite having to play two double-headers in a row (with the one-day semi and final played on the Sunday after both days).

The next game was against Old Boys and will be remembered not for the cricket played, but rather what wasn't. Between Day 1 and 2, a training incident for Old Boys saw their senior captain come down critically ill. As a result, Day 2 of our game was abandoned out of respect for their club. However, it had implications on the points table, as our points were shared due to the extreme circumstances. In the other crucial game, Sydenham and Burnside could only muster a draw, leaving only a handful of points separating the three teams going into the final game, with us taking on Burnside while Sydenham faced Sumner.

The equation was simple for us, we needed to win and win well, and hope Sumner could assist us by limiting Sydenham. We did what we had to do, batting first and scoring 245 on the back of 98 from Tom Flavell, before having Burnside 150/8 to end Day 1. Unfortunately, Sumner had crumbled in the other game, meaning the 'live' ladder had us and Sydenham separated by less than one point. Due to the relative match situations we needed to get one more bonus point than them, making us rue those points missed earlier against Park. At this point, there were no fewer than four spreadsheets set up across Christchurch live tracking the points situation from both games. First though, our focus needed to be on getting the win, otherwise none of it would have mattered.

We managed to wrap up the first innings with relative ease, though the question was now how long do we bat, knowing we needed bonus points and then to win outright. Basically, we needed quick runs off minimal overs to give ourselves a crack. A brisk 72 up top from Paltridge and a few cameos down the order meant that Burnside needed 209 off 59 overs, or in our case, we needed to bowl them out for 109 or less to give ourselves the necessary bonus points to remain in with a shout. The bowlers stepped up big time, with Dan Sharples starring with the ball, taking 5-12 off nine overs of unplayable swing. We bowled Burnside out for 70, also ending their four-year run of dominance in the competition.

Now all eyes turned to the Sydenham game, where Sumner had fought back somewhat. As a result of our game and the progress in their game, Sydenham ended up needing to chase 64 without losing a wicket to clinch the title. Many eyes were on CricHQ throughout the day, and when the score was on 32, a wicket fell sparking celebrations in the various vehicles that were travelling from Burnside to Hagley, the final margin in our favour being 0.91 points. As a result, we swept all three titles, a largely unprecedented achievement in this grade. And when considering the Premier team did the same, the top two morning grade teams achieved an unbelievable sweep of all competitions, a Metro Cricket first.

Every member of the squad contributed throughout the season, and I could write pages about everyone, however a few individuals deserve recognition:

- Tom Flavell and Matthias Paltridge again were again crucial up top, being the leading run scorers for the team, and both duly rewarded with maiden Premier call-ups.
- Ian Souness carried on his form from the previous season, again racking up some serious stats, taking 40-plus wickets and a club best of 7-2.
- Jack Anderson joined us from Wellington, and after a couple of weeks finding his feet, took the reins and dominated the grade with lethal new-ball spells, and also contributed on several occasions with the bat;
- Will Southby was again our rock in the batting order, just going about his business, as well as taking over the captaincy post-Christmas (and juggling the men's club captaincy). His ability in the field was also unmatched.
- Ryan James came back fighting fit this season and was critical with bat and ball. Unfortunately, we didn't see him much for the second half of the season as he quite-deservedly made the step up to the Premier team.
- And lastly, Sammy Kearns, who again showed how important he is to the team. Throughout the season, he provided leadership and assistance, as well as key performances with bat and ball.

Other notables included Hugh Symes, Tom McClean, James Southby, Shane Burton, Reid Gibbens and Manpreet Sharma. Your work throughout the season wasn't unnoticed and all contributed to the success of the team. Matty Aspinall and Piers Landon-Lane had little opportunity this season as well but did not look out of place in the slightest, and I'm sure more chances will come.

I want to also thank Duane Pettet, who always puts in countless hours behind the scenes, as well as also reinvigorating the Division 2 team, has in no small part helped our side's push to reach such lofty heights.

This season we also introduced a Player's Player MVP system as a way to acknowledge individual success as voted by our peers. Jack Anderson was rightly voted the inaugural recipient this season. Additionally, Jack was also awarded the team player of the year for his outstanding efforts, making it two seasons in a row where a rookie has claimed the honour.

I can't emphasise just how proud I was of the team this season, to achieve what we did. It is truly a reflection of the work everyone has put in and shows how the development put in over the last few years has come to fruition. I look forward to seeing everyone again next season, and hope there's a few more renditions of 'Oh When The Saints' to come.

Clem Gibbens

Championship Men SABRES Averages, 2020/21

	Mat	Inn	NO	HS	Runs	Ave	100	50	Ct	St	O	M	R	W	Ave	Best	4wi	5wi	SR	Econ
Jack Anderson	20	17	7	59*	166	16.60	-	1	5	-	190	41	678	49	13.84	5-48	4	1	23.3	3.57
Matthew Aspinall	3	1	1	2*	2	-	-	-	2	-	19.5	2	56	4	14.00	3-36	-	-	29.8	2.82
Jack Belcher	2	2	2	11*	12	-	-	-	-	-	-	-	-	-	-	-	-	-	-	-
Shane Burton	10	10	2	34	79	9.88	-	-	1	-	26.4	4	114	4	28.50	2-17	-	-	40.0	4.28
Max Devonshire	2	2	0	18	23	11.50	-	-	5	-	-	-	-	-	-	-	-	-	-	-
Sam Flavell	4	2	0	14	19	9.50	-	-	-	-	-	-	-	-	-	-	-	-	-	-
Thomas Flavell	18	20	3	98	579	34.06	-	4	27	1	-	-	-	-	-	-	-	-	-	-
Clem Gibbens	24	22	8	66*	297	21.21	-	2	19	-	160.3	36	598	41	14.59	5-19	-	3	23.5	3.73
Reid Gibbens	17	7	0	14	31	4.43	-	-	9	-	120.2	16	547	23	23.78	3-24	-	-	31.4	4.55
Blake Hansen	3	3	0	22	22	7.33	-	-	-	-	-	-	-	-	-	-	-	-	-	-
Curtly Harper	3	2	0	14	20	10.00	-	-	1	-	21	5	84	2	42.00	2-12	-	-	63.0	4.00
Lachie Harper	10	9	0	53	243	27.00	-	1	5	-	9	1	49	1	49.00	1-49	-	-	54.0	5.44
Ryan James	11	12	2	60*	338	33.80	-	2	6	-	62.3	7	238	22	10.82	5-21	1	1	17.0	3.81
Sam Kearns	21	20	4	56	301	18.81	-	1	8	-	148.1	15	678	33	20.55	4-51	1	-	26.9	4.58
Reinhardt Kruger	2	0	-	-	-	-	-	-	1	-	12	1	46	1	46.00	1-23	-	-	72.0	3.83
Thomas McClean	9	7	2	76	195	39.00	-	2	4	-	39	2	169	5	33.80	2-33	-	-	46.8	4.33
Matthias Paltridge	18	21	3	93	653	36.28	-	5	6	-	2	0	9	0	-	-	-	-	-	4.50
Ben Reid	3	2	1	11*	17	17.00	-	-	2	-	4	0	32	0	-	-	-	-	-	8.00
Grant Ross	4	3	0	17	25	8.33	-	-	1	-	-	-	-	-	-	-	-	-	-	-
Manpreet Sharma	22	24	2	49	382	17.36	-	-	9	-	3	0	20	0	-	-	-	-	-	6.67
Dan Sharples	4	5	1	55*	103	25.75	-	1	1	-	31.1	9	84	11	7.64	5-12	1	1	17.0	2.70
Ian Souness	24	9	4	11	24	4.80	-	-	9	-	219.3	56	675	46	14.67	7-2	1	2	28.6	3.08
James Southby	6	8	1	117*	173	24.71	1	-	2	-	16	0	99	3	33.00	3-13	-	-	32.0	6.19
William Southby	17	21	2	101	510	26.84	1	1	16	1	-	-	-	-	-	-	-	-	-	-
Hugh Symes	5	5	1	46	173	43.25	-	-	2	-	9	1	42	1	42.00	1-24	-	-	54.0	4.67
Bailen Thatcher	3	2	1	30	42	42.00	-	-	3	-	-	-	-	-	-	-	-	-	-	-
Luke Trigg	4	5	0	62	102	20.40	-	1	7	-	-	-	-	-	-	-	-	-	-	-



Above: The 'odd couple': Elliot Anderson-Evans and Jonathan "Mustard" Hanson produced a 106-run partnership for a Jaguars 10-wicket T20 win.



Above right: Owen Rees scores his maiden 50 for the club on the final day of the season at Heathcote.

Below: Chairman Pierre Flavell and club sponsor Rajiv Biala show off the brand new Championship Sabres and Division 2 Jaguars kit at the Maharaja Indian Restaurant.



Division 2 JAGUARS

	P	W	L	D/T/NR	Place
Two-day:	5	1	2	2	5th (10)
One-day:	10	7	3	0	3rd (10)
Twenty20:	9	4	5	0	5th (10)
Total:	24	12	10	2	

It was a new dawn for the Saints third XI, having seen the demise of the side a few weeks into last season when playing numbers fell right away for what effectively had been operating as a stand-alone team by that stage. In the absence of that side and with a mid-season injection of new young players into the club, it was very much up to the two squads at the levels immediately above and below - the Sabres and Buccaneers, respectively - to nurture that talent until a relaunch was possible. As a result, in October, the Saints thirds were reborn in Division 2 under the new monicker of the 'Jaguars'.

With a new squad needing time to gel, expectations were deliberately set very low to begin with as we took baby steps towards each achievable goal, such as: win a match; field a full XI for every game of the season; avoid relegation; qualify for the two-day top section in the New Year (top six out of 10 based on combined white-ball competition results). It was a pleasant surprise that we not just achieved these goals, and more, but just how quickly and confidently we managed to do so. On the opening day of the season we convincingly defeated Heathcote (who later ended up with the most points across the white-ball formats). Tick number one.

Perhaps our best performance of the season came just four weeks in, against the Halswell Canta Lions (who went on to win all three competitions). Coming off a controversial loss, an early umpiring decision going against us threatened to get tempers boiling over but we held our nerve to put in a shift in the field. We kept a batting line-up that was used to scoring run-a-ball (on a bad day!) to less than four an over. A seven-wicket win with four overs to spare in the Halswell drizzle with the Sabres barracking us on the sideline was a result for the memory books.

The cherry on top came a week later as we found a completely different way of getting the right result in the end. George Devine got one over both his uncle and former club Riccarton, as we scraped a Hail Mary win at the death defending a sub-par total. The coup-de-grace saw a former Saints man - Andy Murray (aka "Metallica") - having his poles knocked over by Anurag Mishra to secure a miraculous three-run victory.

Fielding a bunch of schoolboys on a 30-degree day right before the Christmas break, we had a comfortable win against Lancaster Park to head into the holiday period top-of-the-table and guaranteed a semi-final spot. What an amazing first half for our new side: 10 wins from 16 games in a hectic first two months.

Smashing Sydenham by 136 runs on their No. 1 ground – thanks to Grant Ross carrying his bat for 90 – in the first game of the New Year suggested we could continue very much in the same vein as before. However, despite that result guaranteeing us top qualifying spot for the knockouts and confirming that we would retain our place in the morning grades for next season, it was about as good as it got from there on in.

A tight low-scoring loss to Hornby to wrap up the round-robin seemed inconsequential at the time, but it meant they squeezed into fourth spot to secure a re-match a few weeks later. Our bench strength diminished greatly the longer the season wore on and, come semi-final time, the morning grade squad had been stretched so much by unavailabilities and injuries that two of our top performers were seconded to the Sabres for their semi-final. The Buccaneers side came to our rescue for the Sunday game but alas Hornby were on a heater and wiped us off the park.

Our Twenty20 campaign was a mixed bag as we started this competition earlier than the other teams we were training with so didn't fully hit our straps in this format until a couple of weeks in. Our first three games were at Sydenham Park and our scrappy accumulate-and-defend-like-hell qualities, which were much better suited to the larger Hagley Corner grounds, became unstuck when facing power-hitters on postage stamps.

Once we got on familiar turf, we pulled off some impressive results. Jonathan "Mustard" Hanson and Elliot Anderson-Evans exacted sweet revenge for the earlier one-day loss against Marist-Harewood, by chasing down their 105 without loss. Legend has it, Tanay Hulsure is still sitting patiently in his pads on the sideline at Hagley 5 waiting for his big chance. Musty followed up his unbeaten 49 there with 67 in a win over Hornby, which featured the unlikely sight of young Owen "Croccy" Rees upstaging his senior leg-spinning partner, Matt "Spacey" Kendall, with 5-16.

Not being able to quite get over the line in a couple of low-scoring thrillers on a St Albans 2 minefield at last put the kibosh on any faint hopes of us reaching the final. As it happened, Tanay did get his opportunity in the end, facing up with four needed off the final ball against Halswell, however there were to be no heroics as sadly the stumps went cartwheeling. A 4-5 record in the shortest format was fair reflection of our inconsistency, but it was tinged with the feeling that a final spot had gone begging as a 7-2 record was well within reach but for some wobbles at squeaky bum time.

Five two-dayers closed us out and it was in this format that we battled the most as personnel availability became more volatile and began to have a significant effect on our consistency, as we went from a core of about ten regulars down to half a dozen.

We were competitive in every game but were only good for one strong day out of two each time. We claimed first innings points in three games (and missed out by three runs in another) but lacked the cutting edge to bowl teams out with limited-overs restrictions absent in the second dig.

In the one game we had to fight from a deficit, we dismissed Riccarton for 119 thanks to Matt Aspinall's season PB of 6-40. We grafted big time to

get to safety on day two, with Matty's Burnley BFF James Poole well in his element with a soporific 21 off 103 balls, even managing to teach Sneak a thing or two about how to efficiently put an audience to sleep.

We finished the season on a high note, with the cavalry arriving late for us to field our strongest XI of the summer. Making our best total of the season by a fair margin (243/5 declared), we had the luxury of enforcing a rare follow-on in 45-over first-innings cricket. The two-man wrecking crew of Shane Burton (11-43) and Reinhardt Kruger (8-96) knocked Heathcote over cheaply twice, though we just missed out on an innings victory by a mere seven runs.

The bonus points earned from the large victory propelled us up to second on the combined season points ladder across all three formats. During the winter Metro announced a rebalancing of the grades, providing us with a bonus promotion spot to join runaway grade winners Halswell. It was a worthy late honour to cap a promising maiden Jaguars season.

Running an eye over some of the individual and collective qualities of the side: we had the most productive and consistent opening partnership in the grade (despite actually using as many as 13 different combinations up top), with two 150-run stands, an unbeaten century partnership and five more of 50-plus. Meanwhile, seven bowlers took 17 wickets or more.

The "Blenheim Butcher", Piers Landon-Lane, was the ideal man to come in after a solid platform had been laid, with the ultimate impact player putting the icing on the cake multiple times, including three 50s at up to two-a-ball pace. Besides his impact with the bat, he performed capably behind the sticks after taking the gloves with no regular keeper available.

There are not enough column inches to fit in everything that could be said about Matthew Kendall. Best summed up as: "one of a kind". He produced many bamboozling spells of quality leg-spin and his stats don't necessarily reflect just how effective he truly was. Following in the footsteps of his idol Shane Warne, he was always working on nine different 'zooter' variations at any given time, though he will be most remembered - by team-mates and opposition alike - for his questionable but highly entertaining "chat".

Alex McKenzie-Rimmer was one of our mid-season recruits from the year before and was a key cog in a line-up that was light on regular specialist seamers. Though self-doubt (and the odd beamer) crept in here and there, Rimmy made a number of vital incisions up top in his short, sharp new-ball spells, often producing an absolute rip-snorter out of thin air when we needed something special.

Owen Rees was a new pick-up this season, joining his good mate Rims, and he very much epitomised "the little engine that could". He ticked away nicely below the radar throughout the season but in fact accrued some very impressive statistics. His best knock was a dashing match-winning unbeaten 47 against a formidable Halswell bowling line-up who were putting the squeeze on. He eventually posted his maiden half-century in the final game of the season, an accomplished 82* against Heathcote. 22 wickets as the Spaceman's apprentice was a huge bonus.

George Devine made the step up from the Buccaneers and his off-spinners thrived as a vital weapon throughout our strong one-day campaign, taking 14 wickets at less than 10. This included his maiden (and the team's only) five-for in this format, and he was the only bowler to come out with any credit in our semi-final humbling against Hornby.

We picked up a Lancastrian in Matt Aspinall, whose reputation preceded him ... before he got whacked for 28 off his first three overs for the club. It got a lot better from there and he was our unplayable linchpin with the ball, nagging away up top. He later played a key role in earning the Sabres a one-day title, showing that his length will nab more higher quality victims in time, maybe even to the level of Devon Conway ... so we keep being told by the humble Englishman himself, anyway.

Speaking of finding the right length for the right level, Elliot Anderson-Evans, found his in his first year making the step up from flinging down a two-piece ball for the Buccaneers. Suddenly all the plays-and-misses were becoming nicks and he reaped bountiful rewards. He was also asked to do a role up the order with the bat in tricky new-ball conditions every now and then. A feather in the cap for the unorthodox batsman who produced many a bonus run and just as many pissed-off opposition bowlers. A hat tip to our well-deserved team player of the season.

Thank you to each of the nine one-game wonders who helped us out but aren't shown in the averages, namely: Theo Friend, Clem Gibbens, Curtly Harper, Abe MacDougall, Komalpreet Singh Thind, Alex Thomson, Jono Townsend, John Watson and Thomas Whitty. They contributed 78 runs at 15.60, four catches and one wicket at a cost of 105 off 24.1 overs.

All in all, it was a highly enjoyable season despite the second-half downturn. We exceeded all expectations by a comfortable margin and the only disappointment really came from not being able to cash in when we created opportunities for glory. Recruiting more youngsters from school to bolster the morning grade depth will be the key to the Jaguars being able to emulate the standard set by the Premier and Sabres in contesting (and winning) in all formats consistently.

Thanks to the skippers of both teams on either side of us for your support in helping to get this now-or-never project off the ground, namely Jono Hamilton (Buccaneers) and Clem Gibbens and Will Southby (Sabres), with Will also contributing massively to the effort doubling as club captain. Fielding 11 ever week at third tier level is easier said than down, but we managed it, that too starting from scratch. Also a big thanks to Rajiv Biala and the team at the Maharaja Indian Restaurant, it was great to have team sponsors for the first time (the 'Indian hot' beef vindaloo goes down a treat!).

Having been forced to sit out last season myself, it was invigorating to get back into the swing of things and I thank all 38 members of the squad for help "spark the joy" again. I'm looking forward to going around once more with you all next summer up in Division 1.

Duane Pettet

Division 2 JAGUARS Averages, 2020/21

	Mat	Inn	NO	HS	Runs	Ave	100	50	Ct	St	O	M	R	W	Ave	Best	4wi	5wi	SR	Econ
Elliot Anderson-Evans	21	15	2	42*	188	14.46	-	-	7	-	126.3	17	492	33	14.91	6-29	1	1	23.0	3.89
Matthew Aspinall	16	5	2	4	6	2.00	-	-	3	-	126.5	30	407	25	16.28	6-40	-	1	30.4	3.21
Shane Burton	7	7	1	40	150	25.00	-	-	10	-	58.4	13	189	17	11.12	6-25	-	2	20.7	3.22
Uday Daroch	3	2	1	22*	22	22.00	-	-	-	-	12	1	39	2	19.50	2-11	-	-	36.0	3.25
George Devine	23	21	3	11	110	6.11	-	-	8	-	78.5	3	332	18	18.44	5-20	-	1	26.3	4.21
Jono Hamilton	4	3	1	20*	47	23.50	-	-	2	-	3	0	20	0	-	-	-	-	-	6.67
Blake Hansen	7	7	0	45	90	12.86	-	-	2	-	-	-	-	-	-	-	-	-	-	-
Jonathan Hanson	9	9	1	67	162	20.25	-	1	1	-	-	-	-	-	-	-	-	-	-	-
Tanay Hulsure	10	7	2	24	79	15.80	-	-	-	-	34.4	0	232	6	38.67	2-25	-	-	34.7	6.69
Joseph Johnston	3	2	0	12	17	8.50	-	-	-	-	-	-	-	-	-	-	-	-	-	-
Matthew Kendall	20	7	5	2	5	2.50	-	-	6	-	132	14	516	34	15.18	4-46	1	-	23.3	3.91
Will Kenny	3	3	0	38	48	16.00	-	-	-	-	6	1	9	1	9.00	1-9	-	-	36.0	1.50
Reinhardt Kruger	3	2	1	29	38	38.00	-	-	-	-	33	7	128	8	16.00	4-45	2	-	24.8	3.88
Piers Landon-Lane	19	20	3	56	436	25.65	-	3	27	3	13	1	62	4	15.50	2-10	-	-	19.5	4.77
James McKegg	3	1	0	2	2	2.00	-	-	1	-	-	-	-	-	-	-	-	-	-	-
Alex McKenzie-Rimmer	22	13	5	21	99	12.38	-	-	6	-	117.5	12	499	18	27.72	3-16	-	-	39.3	4.23
Anurag Mishra	9	10	2	34	105	13.13	-	-	-	-	42	6	169	7	24.14	2-16	-	-	36.0	4.02
Shuiab Munna	9	6	1	6*	21	4.20	-	-	3	-	26	2	131	4	32.75	2-29	-	-	39.0	5.04
Duane Pettet	24	24	7	90*	608	35.76	-	3	10	-	-	-	-	-	-	-	-	-	-	-
Zane Phillips	2	1	0	59	59	59.00	-	1	2	-	10	2	35	1	35.00	1-3	-	-	60.0	3.50
James Poole	4	7	1	21	72	12.00	-	-	1	-	-	-	-	-	-	-	-	-	-	-
Owen Rees	21	22	7	82*	477	31.80	-	1	6	-	68.5	5	357	22	16.23	5-16	1	1	18.8	5.19
Monty Rookes	2	2	1	14*	15	15.00	-	-	-	-	-	-	-	-	-	-	-	-	-	-
Grant Ross	11	12	1	90*	325	29.55	-	1	4	2	-	-	-	-	-	-	-	-	-	-
Manpreet Sharma	3	3	0	36	62	20.67	-	-	5	-	0.2	0	0	1	0.00	1-0	-	-	2.0	0.00
Kim Smythe	2	3	0	71	77	25.67	-	1	1	-	26.3	3	102	7	14.57	4-47	1	-	22.7	3.85
Paul Stephenson	3	3	0	17	27	9.00	-	-	2	-	-	-	-	-	-	-	-	-	-	-
Hugh Symes	2	2	0	30	30	15.00	-	-	-	-	15	7	41	1	41.00	1-22	-	-	90.0	2.73
Joel Turner	4	4	0	90	137	34.25	-	1	7	-	-	-	-	-	-	-	-	-	-	-

Division 4 BUCCANEERS

	P	W	L	D/T/NR	Place
One-day:	22	7	15	0	6th (8)

Well, a new season beckoned, and several similar faces appeared ready for the challenge. We welcomed back the experienced Karl 'Lenny' Josephs, which gave the batting line-up much needed steel.

With Joel, Jono, Goody, Kris and, in the latter part of the season, Paul 'Monkey' Partridge forming our top order it allowed for the potential for plenty of runs in the season.

It was a steady and mostly promising start to the season, with four wins in the first seven matches, including some good performances; Lenny with 94* and Joel's 46 against Marist (lost by four wickets), Jono's 4-2 and Nathan Court's 4-13 in a four-wicket win against Halswell.

We had proven adept at chasing but largely batted first for the remainder of the season, going on three four-game losing streaks interspersed with one-off victories.

It was often hard to get a regular XI together every week, with the make-up of the side being highly variable throughout the summer. So perhaps it was little surprise that consistent good results were hard to come by.

It was also good to have some other former players return after a hiatus, including Jonathan 'Mustard' Hanson and Matt Ansley, who contributed admirably.

Some good individual performances were still worthy of noting. Joel was once again the mainstay of top order, scoring an impressive seven fifties.

Jono also had a solid season with both bat and ball, although people may question the latter given the amount of stick he receives about bowling pies. However, wickets are wickets and the book doesn't tell you how they came about! Three fifties and seven three-wicket bags meant he had a prolific season.

Overall, it was a fairly tough season, but the side at least managed to stave off relegation with a final-round win against Richmond, a side who had previously beaten us handsomely. The side held together and will endeavour to return stronger next year.

Steve Goodwin

Division 4 BUCCANEERS Averages, 2020/21

	Mat	Inn	NO	HS	Runs	Ave	100	50	Ct	St	O	M	R	W	Ave	Best	4wi	5wi	SR	Econ
Kristopher Alexander	16	16	1	37	181	12.07	-	-	2	-	33.2	0	159	7	22.71	2-17	-	-	28.6	4.77
Matt Ansley	6	5	1	14*	26	6.50	-	-	1	-	26.5	3	132	4	33.00	2-22	-	-	40.3	4.92
Zak Buist	2	1	0	1	1	1.00	-	-	1	-	15.1	2	46	2	23.00	1-12	-	-	45.5	3.03
Alex Cooper	8	6	3	6*	16	5.33	-	-	1	-	34	0	130	7	18.57	2-11	-	-	29.1	3.82
Nathan Court	10	6	1	24	58	11.60	-	-	1	-	70	15	217	17	12.76	4-13	2	-	24.7	3.10
Stephen Goodwin	6	6	1	28	60	12.00	-	-	5	-	4	1	17	0	-	-	-	-	-	4.25
Jono Hamilton	19	17	2	76	304	20.27	-	3	16	-	122.4	12	506	35	14.46	4-2	2	-	21.0	4.13
Jonathan Hanson	3	3	0	33	54	18.00	-	-	-	-	11	0	79	1	79.00	1-56	-	-	66.0	7.18
Tanay Hulsure	4	3	1	0*	0	0.00	-	-	1	-	19.4	2	73	3	24.33	2-10	-	-	39.3	3.71
Karl Josephs	10	10	1	94*	205	22.78	-	1	4	-	33	5	154	12	12.83	4-30	1	-	16.5	4.67
Antonio Luxton	14	12	2	10	30	3.00	-	-	3	-	3	0	32	0	-	-	-	-	-	10.67
Shuiab Munna	2	1	1	11*	11	-	-	-	-	-	13.4	1	65	2	32.50	1-22	-	-	41.0	4.76
Kris Pagan	2	1	0	1	1	1.00	-	-	-	-	9	1	50	4	12.50	4-34	1	-	13.5	5.56
Paul Partridge	7	6	1	59	129	25.80	-	1	2	-	26	4	126	7	18.00	3-15	-	-	22.3	4.85
Mayank Pawar	13	12	2	44*	134	13.40	-	-	1	-	1	0	9	0	-	-	-	-	-	9.00
Zane Phillips	12	10	3	46*	129	18.43	-	-	6	-	90.4	13	277	15	18.47	3-18	-	-	36.3	3.06
Amandeep Singh	18	16	1	4	21	1.40	-	-	1	-	2.5	0	29	1	29.00	1-7	-	-	17.0	10.24
Vikrant Sood	4	4	1	10	21	7.00	-	-	-	-	2	0	15	0	-	-	-	-	-	7.50
Marty Stander	8	7	1	11	12	2.00	-	-	1	-	2	0	17	0	-	-	-	-	-	8.50
Komalpreet Singh Thind	15	15	2	24	121	9.31	-	-	2	-	13	0	76	0	-	-	-	-	-	5.85
Joel Turner	21	21	2	82*	710	37.37	-	6	16	5	1.3	0	12	0	-	-	-	-	-	8.00
Thomas Whitty	2	2	2	14*	14	-	-	-	1	-	14	1	33	0	-	-	-	-	-	2.36

President's Grade Men BBBBs

	P	W	L	T/NR	Place
One-day (Main):	12	8	3	1	3rd (13)
One-day (Top 6):	10	1	8	1	6th (6)
Total:	22	9	11	2	

As with each of the last nine years in President's grade the lads of the BBBB's entered the season with an optimistic outlook and dreams of winning another title. The usual faces were joined by new recruit Abe MacDougall (AbeMac) who came to us having "retired" his spot in the Buccaneers, which meant another good all-rounder to call on and provide more balance to the team's batting and bowling stocks as well as a pair of younger legs in the field.

After a comprehensive first-up victory over grade newcomers Ohoka, those thoughts of a grade title seemed realistic. Three losses and a tie put a bit of a dent in that optimism, but the boys pulled together and won seven in a row to see us finish third in the main competition, narrowly beaten out of second by three points. Congratulations once again to Burnside who continue their dominance for another season.

The grade then split into top and bottom sections and our luck deserted us as week after week. Unavailabilities and injury bugs struck and there was a scramble to put together a team, which is never a great position to be in when facing off against the other top five sides in the grade, but such is life and we still turned up and had fun, even if the results didn't go our way.

As always there were some stand-out performances over the season, mostly from our batsmen as the dreaded orange ball CMCA are forcing us to suffer playing with nullified the bowlers once again.

Mantis (Brad Hill) topped the charts for the team with runs scored, not outs recorded and highest average obtained for the season plus top equal for fifties scored as well as pocketing 11 catches and grabbing a few wickets with his left-arm twerkers. He was deservedly named our team player of the season.

Mantis had several key partnerships with the likes of RJ (Robin James) and Half G (Gareth White) to win games for us and also had the unwanted honour of being at the crease twice with scores tied and balls remaining but not being able to get us over the line (to be fair on one of these occasions he was the non-striker); yes, we had two tied games, incredibly against the same opposition!

RJ seemed to be hitting the ball even harder this season, registering 19 sixes with apparent ease in the 10 games he played and proving

again his value as an all-rounder with 10 cheap wickets and six catches.

Jimmy (James Alabaster), when available, was as solid as ever at the top of the order but still suffers from the occasional need for a prolonged pit stop at the drinks break if he is still batting, much to the amusement of both teams.

Hampo (Mark Hampton) would be the first to say he wasn't at the top of his game this season but still managed to pass 500 runs at a healthy average.

Half G struck the ball well and is getting better with each game behind the stumps, pocketing an impressive 21 catches and two stumpings.

The rest of the batting unit of Baz (Barry Cox), Selly (Selwyn Cox), Flav (Pierre Flavell), Rich (Richard Mather), Richie (Richard Carrigan) and Reado (Dean Read) all played well at various stages, AbeMac even smashing a maiden 50 when asked to open.

The guys always had the interests of the team in mind when crafting their innings and in several games 200-plus runs were scored by the batting unit, which shows how consistent they all were.

Eagle (Brad Smith), Muzza (Murray Griffin), AbeMac and Potty (Scott Mason) shouldered the bulk of the bowling duties, each having one or two outstanding performances in an otherwise frustrating bowling season.

Good support came from Rich, Flav, Jimmy, Hampo and the surprise package that is Daygo (Graham Curgenvin), who discovered that "left-arm round and through" worked wonders when given a go by the skipper.

When short of players Norm (Matt Davis) and Josh Mason (son of the skipper) jumped on board and both bowled well for us. In his limited appearances due to coaching commitments at Christ's College, RT (Ryan Thomas) showed he could still bowl, but fielding was best left to those able to get a little closer to the ground than he.

As can be seen from the stats our normally reliable wicket takers had a hard time over the season and restricting batters was just as hard as getting them out.

And to not disappoint anyone other than himself, Flav kept his "streak" of at least one injury per season going, this time adding another three entries into the ACC books, to push his personal record out to nine years in a row for us. Maybe next year if he wants a game or two off he can just ask ...

This is as good a place as any to move to the much awaited annual BBBB awards which were presented as follows:

- Team Player of the season – Mantis
- Batter of the season – Hampo
- Bowler of the season – Muzza
- All-rounder of the season – AbeMac
- Harbour Bridge (most interesting fielding over the season) – Richie C
- Carthorse (most impacted by the aging process) – Flav
- Mr Grumpy – Mantis (taking it out in a close-run race with Eagle)

And for the second season in a row the team has the unfortunate honour of having to award the most unwanted trophy of them all, the “I got hammered” award. This goes to a gentleman who was playing his second game for us in his debut season and he returned the figures of eight overs, no maidens, one wicket for 78 runs (the only one smiling was last year’s recipient Muzza) – a nice welcome to the grade AbeMac!

A few milestones also passed during the season:

- Hampo passed 9000 President’s grade runs
- Reado passed 6500 BBBB runs and 3000 President’s grade runs
- Jimmy passed 3000 President’s grade runs
- Potty passed 350 President’s grade wickets
- Muz took his 200th BBBB wicket
- And mention must be made of Daygo, clocking up his 30th year in BBBB colours, what a fantastic milestone for my old mate.

A special thanks must go to our new team sponsor (and former club member) Matt Kamstra from Moon Under Water for making the lads look the part on the field with our flash new playing kit.

Congratulations to Reado and Potty for selection in various Canterbury, Mainlander (Canterbury/Otago) and North v South Over-50s teams throughout the season and to Hampo for selection in the Canterbury Over-50s. Just goes to show that if you don’t make it in your 20s or your 30s or your 40s there is still a chance in your 50s.

Despite having our fair share of injuries over the season – something that probably shows we are all getting that much older – it hasn’t and won’t stop us from returning next season to do it all over again, as the most important thing is spending time with your mates playing a game we all love. Now to find that new captain ...

Scott ‘Potty’ Mason

President's Grade Men BBBBs Averages, 2020/21

	Mat	Inn	NO	HS	Runs	Ave	100	50	Ct	St	O	M	R	W	Ave	Best	4wi	5wi	SR	Econ
James Alabaster	12	12	1	70	442	40.18	-	3	2	-	29	3	119	4	29.75	2-27	-	-	43.5	4.10
Richard Carrigan	14	11	4	24	94	13.43	-	-	1	-	2	0	14	1	14.00	1-14	-	-	12.0	7.00
Barry Cox	11	11	0	46	282	25.64	-	-	3	-	1	0	3	0	-	-	-	-	-	3.00
Selwyn Cox	5	3	0	2	3	1.00	-	-	-	-	4	0	25	0	-	-	-	-	-	6.25
Graham Curgenven	17	3	0	2	2	0.67	-	-	-	-	16	0	107	4	26.75	3-53	-	-	24.0	6.69
Matthew Davis	3	2	1	26*	36	36.00	-	-	1	-	15	0	101	3	33.67	3-38	-	-	30.0	6.73
Pierre Flavell	10	8	3	38	93	18.60	-	-	2	-	46	1	219	6	36.50	1-18	-	-	46.0	4.76
Murray Griffin	14	11	4	25	109	15.57	-	-	3	-	89.1	13	402	17	23.65	4-13	1	-	31.5	4.51
Mark Hampton	19	18	1	79	575	33.82	-	5	5	-	26.5	1	169	7	24.14	2-7	-	-	23.0	6.30
Brad Hill	20	20	10	70*	684	68.40	-	5	11	-	94	2	463	7	66.14	2-26	-	-	80.6	4.93
Robin James	10	10	3	55	337	48.14	-	3	6	-	46	3	181	10	18.10	3-11	-	-	27.6	3.93
Abe MacDougall	17	10	0	55	165	16.50	-	1	5	-	87	5	511	15	34.07	4-27	1	-	34.8	5.87
Josh Mason	6	3	1	4*	6	3.00	-	-	-	-	43	2	251	5	50.20	2-38	-	-	51.6	5.84
Scott Mason	20	7	5	19*	43	21.50	-	-	5	-	137.2	19	567	22	25.77	4-15	2	-	37.5	4.13
Richard Mather	10	10	2	58	213	26.63	-	1	4	-	31	1	172	5	34.40	2-21	-	-	37.2	5.55
Dean Read	14	14	1	57	268	20.62	-	1	7	-	-	-	-	-	-	-	-	-	-	-
Brad Smith	15	7	2	31*	98	19.60	-	-	3	-	96	13	410	11	37.27	2-14	-	-	52.4	4.27
Ryan Thomas	4	0	-	-	-	-	-	-	1	-	26.3	3	112	6	18.67	3-27	-	-	26.5	4.23
Gareth White	21	16	3	63*	237	18.23	-	1	20	2	-	-	-	-	-	-	-	-	-	-



The President's BBBBs won the Graham Frampton Memorial Challenge Cup (played for on a Ranfurly Shield-style basis) off Hornby in the last game before Christmas. They retained it for three games in the New Year before relinquishing it to Ohoka. They challenged for it again later in the season but lost to East Shirley Black.

Below: The BBBBs Richard Mather gives it some welly and Brad Smith flies like an eagle in the outfield.





St Albans Super Swingers, Cavaliers Twenty20 Section 2 Winners, 2020/21

Back row (from left): Scott Baker, Grant Hambly, Tom Wilson, Ben Anderson, Matt Kyle, Andrew Brown, Peter Fernando. Front row: Nathan Sidwell, Samuel Price, Corrie Hoult, Edward Woodham. Also played: David Brown, Michael Goldsbrough, Nic Kyle, Geoffrey Macintyre, Andy Rogers.



St Albans Fozzies, Cavaliers Twenty20 Section 3 Winners, 2020/21

Back row (from left): John Stewart, James Kirkpatrick, Matt Cameron, John Maclean, Anton Fouchee. Front row: Dave Sutherland, Mario Kruger, Kade Atkinson, Tim Yardley, Simon Flynn. Also played: Nick Yardley, Damian Whiting, Chris McIvor.

Cavaliers Twenty20 Grade Men SUPER SWINGERS

	P	W	L	T/NR	Place
Twenty20:	20	16	4	0	1st (11)

This season started off like any other: first game called off due to rain. I can't remember if this was the case, but it seems about right.

The team was much the same as the previous year, with some people committing to a full season for the first time with others stepping back to a half season. A notable addition to the team was Peter Fernando, who had recently moved down to Christchurch from Wellington and was looking for a team to join. Given the value he added to the team, not just on the field, I'm glad he got in contact with St Albans. We also managed to pick up our first Australian in Grant Hambly, who was fantastic with the ball, taking the third most wickets this season. True to his countryman Don Bradman, he scored a total of 99 runs over the whole season.

Speaking of the Don, Eddie Woodham had a season to remember, averaging 99.33 while also taking 14 cheap wickets. It was one of the best ever individual performances for our side and deservedly earned Eddie player of the season honours. Other people to note were: Andrew Brown with over 400 runs for the season (the first time a Chinnny has achieved that milestone) and Tom Wilson with 10 wickets and an economy of 4.35.

We asked to be dropped down a grade as this season as we were tired of being beaten by ex-first XI school leavers who took the whole game way too seriously. It proved a masterstroke as we immediately set out winning in the new grade and went undefeated into the Christmas break. We weren't dominating the other teams most of the time and the contests were usually quite even; in fact, I'm not sure how we managed to scrape out some of our wins.

We carried on in the same vein after the break but lost a couple of games on the bounce in early February. The table was getting cramped at the top and we needed to win our second-to-last game to be assured of a place in the final, which we did.

In the final, against Hornby, we played our best cricket all season. Andrew and Matt Kyle produced a great opening stand before Peter came in to continue the pace. Everyone contributed to the highest score by a Chinnies side of 193/2. We knew if we bowled as well as we batted, we would win the game. We did just that, with Corrie Hoult getting us off to a great start with a tight spell to increase the pressure on Hornby. Tom played his usual role with 2-15 from four in the middle overs and then Eddie came on at the end to mop up the tail to give the Chin Swingers our first title.

I'm looking forward to getting back on the field and seeing if we can go back to back in the coming season.

Sam Price

Cavaliers Twenty20 Grade Men SUPER SWINGERS Averages, 2020/21

	Mat	Inn	NO	HS	Runs	Ave	100	50	Ct	St	O	M	R	W	Ave	Best	4wi	5wi	SR	Econ
Benjamin Anderson	7	7	1	23	70	11.67	-	-	1	-	19	0	119	7	17.00	2-19	-	-	16.3	6.26
Scott Baker	13	13	3	43*	278	27.80	-	-	5	-	2	0	18	0	-	-	-	-	-	9.00
Andrew Brown	15	15	7	54*	411	51.38	-	1	4	-	42.2	1	189	15	12.60	2-3	-	-	16.9	4.46
David Brown	4	2	0	18	35	17.50	-	-	3	-	2	0	15	1	15.00	1-15	-	-	12.0	7.50
Peter Fernando	14	14	3	41*	188	17.09	-	-	-	-	48	3	240	13	18.46	3-9	-	-	22.2	5.00
Michael Goldsbrough	4	4	0	27	52	13.00	-	-	1	-	1	0	4	1	4.00	1-4	-	-	6.0	4.00
Grant Hambly	13	12	3	15*	99	11.00	-	-	5	-	31	0	213	13	16.38	3-1	-	-	14.3	6.87
Corrie Houlst	11	7	1	31	66	11.00	-	-	1	-	28	0	153	10	15.30	3-10	-	-	16.8	5.46
Matt Kyle	13	13	1	60*	184	15.33	-	1	5	-	23.5	1	144	11	13.09	2-6	-	-	13.0	6.04
Nic Kyle	2	2	0	20	24	12.00	-	-	-	-	6	1	21	4	5.25	3-8	-	-	9.0	3.50
Geoffrey Macintyre	3	3	0	36	73	24.33	-	-	-	-	10	0	73	1	73.00	1-12	-	-	60.0	7.30
Samuel Price	13	9	5	38	67	16.75	-	-	6	-	10.4	0	76	5	15.20	2-1	-	-	12.8	7.13
Andrew Rogers	3	3	1	45*	81	40.50	-	-	1	-	9	0	56	1	56.00	1-18	-	-	54.0	6.22
Nathan Sidwell	9	6	3	10	37	12.33	-	-	1	-	12	0	92	3	30.67	2-14	-	-	24.0	7.67
Thomas Wilson	12	12	3	32	150	16.67	-	-	4	-	35.5	1	156	10	15.60	2-15	-	-	21.5	4.35
Eddie Woodham	11	11	8	47*	298	99.33	-	-	1	-	30.3	1	162	14	11.57	2-9	-	-	13.1	5.31

Cavaliers Twenty20 Grade Men FOZZIES

	P	W	L	T/NR	Place
Twenty20:	22	14	7	1	1st (10)

A new Fozzies Bears season brought about us trying to create some cricket tradition within our side. Old Fozzies coming back and playing along with some new ones. We brought in Fozzie Bears baggy hats, with 25 games earning you a baggy.

Results on the pitch were a mixed bag to start the first half of the season, with some potential wins not converted meaning we had to drop to the lower tier of the grade at the Christmas break. In this section we thrived, only losing one game to take out the title, pleased to add another piece of silverware to the St Albans trophy cabinet in such a successful season.

Matt Cameron and Mario Kruger generally led the way at the top of the innings, getting us off to some great starts. Matt went through to score four 50s this season and was again a force with bat in hand. Mario (high score of 45) was also a pleasure to watch with the willow. Both also played a big part with the ball too, snaring wickets at ease.

James Kirkpatrick had his best Fozzies season to date with the bat. Over 250 games deep his skill was to the fore, with a high score of 47 not out a testament to how he performed this year. Solid as a rock and look forward to seeing him bring up the 300 games in the coming years.

The Fozzies middle order of Kade Atkinson, Tim Yardley and Simon Flynn all had major contributions and were key cogs with their all-round abilities contributing factors to the success the team had this year.

Anton Fouchee, in his first full season, was a pleasure to watch with the ball. The big fella had it on a string many times and was rewarded with plenty of wickets to his name.

The evergreen John McLean came back this year as one of the Fozzies legends to feature strongly, showing his batting guile with 42 not out in one innings and also useful with the ball. One of the most memorable moments in recent times was Macca and his son playing in the same side together for the first time.

A new face this year was John Stewart. What John brought to our side was a fearsome opening bowler with pace and bounce, causing the opposing batters all sorts of problems. John also scored runs with ease and is a valuable member of the side going forward.

Nick Yardley again starred with the ball until a Christmas holiday cut his season short with a arm injury forcing him out for the second half.

A mixture of fill-ins helped us out throughout the summer, proving valuable contributions. All-in-all it was another enjoyable season from the Fozzie Bears lads. Look forward to the 2021/22 season.

Kade Atkinson

Cavaliers Twenty20 Grade Men FOZZIES Averages, 2020/21

	Mat	Inn	NO	HS	Runs	Ave	100	50	Ct	St	O	M	R	W	Ave	Best	4wi	5wi	SR	Econ
Kade Atkinson	16	16	8	62*	546	68.25	-	3	1	-	43	1	198	19	10.42	4-9	1	-	13.6	4.60
Matt Cameron	18	18	5	66	459	35.31	-	4	1	-	37.1	1	209	12	17.42	2-4	-	-	18.6	5.62
Simon Flynn	15	14	4	56*	267	26.70	-	1	2	-	8.3	1	57	1	57.00	1-3	-	-	51.0	6.71
Anton Fouchee	15	7	4	7*	23	7.67	-	-	-	-	43	1	296	10	29.60	3-25	-	-	25.8	6.88
Jandré Fouchee	2	0	-	-	-	-	-	-	-	-	3	0	17	1	17.00	1-17	-	-	18.0	5.67
James Kirkpatrick	13	13	3	47*	301	30.10	-	-	-	-	-	-	-	-	-	-	-	-	-	-
Mario Kruger	16	16	2	45*	238	17.00	-	-	1	-	16.2	1	94	10	9.40	3-10	-	-	9.8	5.76
Chris McIvor	6	5	0	19	34	6.80	-	-	1	-	4	0	21	2	10.50	2-10	-	-	12.0	5.25
John McLean	9	9	4	42*	107	21.40	-	-	-	-	8.5	0	79	2	39.50	2-11	-	-	26.5	8.94
Symon Pierce	2	2	0	1	1	0.50	-	-	-	-	7	0	50	1	50.00	1-28	-	-	42.0	7.14
John Stewart	7	7	3	44	103	25.75	-	-	-	-	18	0	110	8	13.75	2-8	-	-	13.5	6.11
Phil Truesdale	2	1	1	6*	6	-	-	-	-	-	4	0	29	2	14.50	2-29	-	-	12.0	7.25
Damian Whiting	6	3	1	12*	27	13.50	-	-	-	-	4.5	0	25	3	8.33	2-1	-	-	9.7	5.17
Nicholas Yardley	8	6	3	21	54	18.00	-	-	-	-	26	0	127	7	18.14	2-13	-	-	22.3	4.88
Tim Yardley	2	2	0	7	7	3.50	-	-	-	-	2	0	23	0	-	-	-	-	-	11.50

Final Women's Competition Points

Premier Cup (one-day)

Lancaster Park	46
St Albans	30
Sydenham	28
Old Boys Collegians	12
North West	0

Premier Twenty20

St Albans	25
Old Boys Collegians	15
Lancaster Park	15
Sydenham	15
North West	5

Final: **OBC beat St A**

Year 7/8 Section 1 (2020 Term 4)

Riccarton-St Albans Spirit	25
Selwyn Purple	15
North West Sparks	15
Halswell 06 Hooligans	10
Old Boys Collegians Bermingham	5
North West Heat	0
St Albans Comets	0

Year 7/8 Section 1 (2021 Term 1)

Riccarton-St Albans Spirit	15
Halswell 06 Hooligans	10
Selwyn Gold	0
North West Sparks	0

Year 7/8 Section 2 (2021 Term 1)

Old Boys Collegians Bermingham	15
North West Heat	5
St Albans Comets	5
Selwyn Purple	0

Year 7/8 Section 1 (2021 T1 Finals)

Riccarton-St Albans Spirit	15
Selwyn Gold	10
Halswell 06 Hooligans	5
Old Boys Collegians Bermingham	0

Semi: **Ricc-St A beat OBC Berm**

Semi: **Hals 06 beat Selwyn Gold**

Final: **Ricc-St A beat Hals 06**

Year 7/8 Section 2 (2021 T1 Finals)

St Albans Comets	10
Selwyn Purple	0
North West Heath	0

3rd/4th: **Sel Gold beat Sel Purple**

5th/6th: **OBC Berm beat NW Heat**

Bye: **St A Comets**

Premier Eights (Kirsty Bond Series)

Sydenham	80
Old Boys Collegians	75
North West	60
Lancaster Park	50
St Albans	35

Social 8 T20 (Sue Brown Series)

Heathcote Vixens	90
Lancaster Park Rangers	50
St Albans	45
Canterbury Country	25

Year 5/6 (2020 Term 4)

North West Flash	45
Old Boys Collegians Devine	40
Halswell 12 Hurricanes	30
Sydenham Bernadine Stars	25
Sydenham Lewis Stars	25
St Albans Angels	20
Southern Districts	15
St Albans Royals	10
North West Flames	5
St Albans Saints	0

Year 5/6 Section 1 (2021 Term 1)

Old Boys Collegians Devine	25
North West Flash	20
Sydenham Bernadine Stars	5
Halswell 12 Hurricanes	0

Year 5/6 Section 2 (2021 Term 1)

St Albans Angels	20
Sydenham Lewis Stars	20
St Albans Royals	15
North West Flames	10
St Albans Saints	5
Southern Districts	0

Year 5/6 Section 1 (2021 T1 Finals)

Sydenham Lewis Stars	10
North West Flash	10
St Albans Angels	5
Old Boys Collegians Devine	5
Halswell 12 Hurricanes	5
Sydenham Bernadine Stars	5

Year 5/6 Section 2 (2021 T1 Finals)

St Albans Royals	10
North West Flames	5
Southern Districts	5
St Albans Saints	0

Premier Women

	P	W	L	D/T/NR	Place
One-day:	8	5	3	0	2nd (5)
Twenty20:	5	4	1	0	2nd (5)
Eights (KBS):	16	3	13	0	5th (5)
Total:	29	12	17	0	

The season gone was a little unusual for two main reasons: of the three formats played there was only a Twenty20 final – there was none for the 50-over or eight-a-side Kirsty Bond Series competitions.

All the players felt that we played way too many eight-a-side games, which were largely double-headers.

The team made the final of the T20 series, winning all of their lead-up games but unfortunately lost to Old Boys Collegians in the decider, coming up seven runs shy of their total.

We finished second in the 50-over competition and were desperate to play a final, rather than a regular last-round game which was never going to have any impact on the final placings.

The Kirsty Bond Series was a bit disappointing but our strength is building nicely when the Magicians are away.

The individual bowling and batting efforts were the best I have seen in over 10 years with the club. Let me dwell on that for a moment.

Nat Cox had not scored a ton for the club prior to this year but after 12 games this season she had accumulated 699 runs with four centuries (138 against North West, 124 against OBC, 108* against Sydenham in a T20 and another 105 against North West). She also struck a 71 against OBC, culminating in a season average of 63.

But it did not stop there: a further six players scored their maiden half-centuries for the club: Georgia Edge (94*) almost went one step further against NW; also Katie Morris, Kate Sims, Sophie Sinclair, Gabby Sullivan, Kaylee Tavendale all got 50 or more.

Then there were those that got close: Kate Gaging, Tegan Weston and Emily Glennie were close to getting their maiden 50s, with their own top scores of 41, 39* and 41 respectively.

The bowling was also very good. Of interest, all of our four- or five-wicket bags were against OBC, except for Kate Sims' 4-27 against Sydenham.

Georgia Edge was the leading wicket taker with 26 wickets, closely followed by Kaylee Tavendale (25 wickets including 5-29 against OBC), who gets better and better each season.

Gabby Sullivan was a close third with 23 wickets at a miserly economy of 2.64 and her best was 5-21 against OBC. Wairarapa-born Kate Sims had another stellar season with Saints, taking a solid 17 wickets.

Katie Morris came back from injury to take 13 wickets, along with Alana Topping chiming in with 10. Lucy Murray also picked up her maiden four-wicket bag.

A special note should be made of two of our youngest bowlers. Wellington-born Isobel Jones – still at High School – had a solid season, getting better and better each game. Right at the end of the season she picked up 5-17 against a strong OBC side.

Also, schoolgirl Lily Young was promoted from the Year 7/8 side and bowled quite a few overs, having an economy rate of 4.22 and a best of 2-12 against OBC.

The team has worked incredibly well under coach Kirsty Bond. Thanks for all you are giving back to the club, Kirsty. We look forward to next season.

Barry van Beurten



The Premier women huddle after Kaylee Tavendale takes one of her five wickets in the Twenty20 final against Old Boys Collegians. Saints lost by just seven runs.

Premier Women Averages, 2020/21

	Mat	Inn	NO	HS	Runs	Ave	100	50	Ct	St	O	M	R	W	Ave	Best	4wi	5wi	SR	Econ
Alexandra Bassett	3	1	0	3	3	3.00	-	-	1	-	8	0	38	2	19.00	1-2	-	-	24.0	4.75
Kirsty Bond	1	1	0	8	8	8.00	-	-	2	-	-	-	-	-	-	-	-	-	-	-
Georgia Clarke	2	2	0	9	9	4.50	-	-	-	-	1	0	9	0	-	-	-	-	-	9.00
Elizabeth Cohr	4	4	0	17	35	8.75	-	-	-	-	17	0	71	6	11.83	3-21	-	-	17.0	4.18
Natalie Cox	12	12	1	138	699	63.55	4	1	7	-	-	-	-	-	-	-	-	-	-	-
Anna Dickey	1	1	1	7*	7	-	-	-	-	-	-	-	-	-	-	-	-	-	-	-
Emily Dickey	5	2	0	3	4	2.00	-	-	-	-	15	1	80	3	26.67	2-35	-	-	30.0	5.33
Georgia Edge	22	22	4	94*	355	19.72	-	1	9	-	99.2	9	405	26	15.58	3-16	-	-	22.9	4.08
Ellena Firth	1	1	1	1*	1	-	-	-	-	-	-	-	-	-	-	-	-	-	-	-
Anna Gaging	5	1	0	22	22	22.00	-	-	-	-	9	1	27	3	9.00	1-1	-	-	18.0	3.00
Kate Gaging	5	5	2	41	87	29.00	-	-	5	-	-	-	-	-	-	-	-	-	-	-
Charlotte Glennie	13	10	5	9*	25	5.00	-	-	2	-	7	0	58	1	58.00	1-4	-	-	42.0	8.29
Emily Glennie	11	11	2	39*	86	9.56	-	-	3	-	3.1	0	13	2	6.50	2-13	-	-	9.5	4.11
Sophie Gray	6	6	0	34	86	14.33	-	-	6	-	1	0	11	0	-	-	-	-	-	11.00
Isobel Jones	10	7	2	22	40	8.00	-	-	2	-	27.5	1	190	9	21.11	5-17	-	1	18.6	6.83
Jessica Little	1	1	1	7*	7	-	-	-	-	-	2	0	8	0	-	-	-	-	-	4.00
Katie Morris	17	14	4	58*	203	20.30	-	1	5	-	61	1	293	13	22.54	3-21	-	-	28.2	4.80
Ash Mortimer	1	1	0	3	3	3.00	-	-	-	-	-	-	-	-	-	-	-	-	-	-
Lucy Murray	24	24	4	25	254	12.70	-	-	5	-	45	2	260	8	32.50	4-19	1	-	33.8	5.78
Kate Sims	13	7	2	54*	85	17.00	-	1	5	-	73.5	6	275	17	16.18	4-27	1	-	26.1	3.72
Sophie Sinclair	17	17	0	50	224	13.18	-	1	3	-	16.1	0	127	3	42.33	1-7	-	-	32.3	7.86
Stella Stewart	5	4	2	8	13	6.50	-	-	1	-	7	0	72	1	72.00	1-14	-	-	42.0	10.29
Gabrielle Sullivan	11	8	3	54*	150	30.00	-	1	6	-	64.4	12	171	23	7.43	5-21	-	1	16.9	2.64
Kaylee Tavendale	29	20	6	52*	197	14.07	-	1	2	-	99.4	5	520	25	20.80	5-19	-	1	23.9	5.22
Alana Topping	23	17	2	27	141	9.40	-	-	6	-	52.0	0	348	10	34.80	1-9	-	-	31.4	6.65
Stella Valentine	1	1	0	3	3	3.00	-	-	-	-	-	-	-	-	-	-	-	-	-	-
Georgia Wells	9	6	1	9	21	4.20	-	-	3	-	24	3	106	3	35.33	1-2	-	-	48.0	4.42
Tegan Weston	6	6	2	41	122	30.50	-	-	-	-	-	-	-	-	-	-	-	-	-	-
Saffron Wilson	2	1	1	9*	9	-	-	-	-	-	4	0	15	1	15.00	1-7	-	-	24.0	3.75
Lily Young	4	2	1	17	33	33.00	-	-	-	-	10.4	2	45	3	15.00	2-12	-	-	21.3	4.22
Maya Young	1	1	0	4	4	4.00	-	-	-	-	-	-	-	-	-	-	-	-	-	-



The Premier women had their successful moments with the bat during the season. Lucy Murray (top left), top scored in a low-scoring one-run thriller to beat Lancaster Park; but Nat Cox (top right) set the ultimate standard with an incredible 699 runs at 63.55.

Below: Thursday night twilight T20s proved enjoyable for players and supporters alike when it was warm and not blowing a gale.



Social 8 Twenty20 Women

	P	W	L	T/NR	Place
Twenty20:	21	9	12	0	3rd (4)

The SBWs cracked into the 2020/21 season with a solid line-up of players returning from the previous season, along with a couple of new additions as well as our usual array of regular fill-ins who swear they aren't really cricket players.

It was a very up-and-down season with a wealth of wins against Lancaster Park and Canterbury Country and a series of very near losses to Heathcote. Try as we might, we simply couldn't muscle up a win against them, finishing yet another season without claiming the "OG Trophy" from them.

We had some rough blows this year, starting with Maria Cullen leaving the team early in the season to fight the good fight against illness. Our thoughts have been with her throughout the summer, especially as she left following an absolutely epic catch, reminding us all just how it ought to be done!

We then went into the Christmas break facing a second blow – the death of Casey's Dad who was a nurse in a Covid ward in the UK. This loss devastated Casey, Chris and their family and our team along with them. Seeing as this was not reason enough to grant a ground change request so Casey and Chris could play, we ended up defaulting the last game before Christmas, instead watching the other teams in our grade battle it out on St Albans Park with Casey joining them to make up numbers!

Casey continued to lead the way with the bat as much as possible given her ongoing shoulder injury, not helped by dives behind the stumps and throws from deep square!

Both of these batting and fielding efforts were supported by Jo Flack ('Bondi') upon her return from maternity leave, with a couple of 50s and major concerns about her diving in the field and the possibility of opening up her C-section scar!

Anna Archbold and Jodi Uluakiafua both found the 50 mark with the bat this year, with Anna high scoring with 53* and Jodi managing 50* three times. Anna proved to be pretty handy with the ball once again in taking 18 wickets, including 4-4 off four against LP pre-Christmas.

Nicole was another solid support with the bat, even if she did refuse to open. She ended up playing the most innings and is now never allowed to leave us. Nic also remains the winner of the worst ball to ever take a wicket!

Julia Smith held on to her top spot as the fielder doing the most running, which we think did her a huge favour in her current goal to achieve a 30-minute 5km run! You're welcome Julz!

Sherri returned from a short stint with the Premiers after remembering just how cool our team really is. She supported the running effort in the field despite a wealth of injuries along the way and was pretty handy with the bat and ball as well.

Chris started this season with a new bat and new-found ability to use it like a star! She even managed to find the boundary with a four that won us the match.

Elrie left last season engaged and at some point along the way she managed to get married without telling us! I'm pretty sure she tried hard to have her birthday in secret as well! Elrie proved this season that she can bat with two hands and also managed to take eight wickets along the way.

Thanks again to our solid part-timers and fill-ins: Liz with her batting average of 74, Marika with her excellent transferrable softball skills, Jaz with her long lost but not forgotten keeping abilities, Mel and Freddie with their annual appearances and Rachel who returned several times to drink on the boundary and cheer us on!

See you all again next season.

Jodi Uluakiafua

Visit the St Albans Cricket Club web site for more averages and statistics:

www.stalbanscricket.co.nz

Also go to our Facebook page for the latest draws, results and club news:

www.facebook.com/stalbanscricket

Social 8 Twenty20 Women Averages, 2020/21

	Mat	Inn	NO	HS	Runs	Ave	100	50	Ct	St	O	M	R	W	Ave	Best	4wi	5wi	SR	Econ
Anna Archbold	17	13	4	53*	233	25.89	-	1	5	-	71.3	5	403	18	22.39	4-4	1	-	23.8	5.64
Jodi Archbold	17	13	4	50*	294	32.67	-	3	4	-	55	1	341	16	21.31	3-7	-	-	20.6	6.20
Sherri Ball	11	10	5	30*	122	24.40	-	-	4	-	29.3	1	222	6	37.00	3-28	-	-	29.5	7.53
Josephine Bond	11	8	3	51*	162	32.40	-	1	2	-	48.3	0	263	6	43.83	1-18	-	-	48.5	5.42
Maria Cullen	5	4	3	14*	21	21.00	-	-	1	-	3	0	20	0	-	-	-	-	-	6.67
Marika Fitt	4	3	2	10	16	16.00	-	-	-	-	-	-	-	-	-	-	-	-	-	-
Nicole Hay	17	15	7	28	173	21.63	-	-	5	-	54	2	327	16	20.44	3-14	-	-	20.3	6.06
Freddie Jefferd	2	1	1	2*	2	-	-	-	-	-	-	-	-	-	-	-	-	-	-	-
Elrie Jordaan	10	4	2	37*	64	32.00	-	-	1	-	37.3	1	178	8	22.25	3-14	-	-	28.1	4.75
Casey O'Brien-Smith	13	11	4	51*	299	42.71	-	2	3	-	2.1	0	19	0	-	-	-	-	-	8.77
Chris O'Brien-Smith	16	8	5	7*	25	8.33	-	-	-	-	0.5	0	14	0	-	-	-	-	-	16.80
Julia Smith	13	12	1	27	179	16.27	-	-	1	-	14	0	137	2	68.50	1-16	-	-	42.0	9.79
Liz White	6	4	3	39*	74	74.00	-	-	-	-	11	0	102	0	-	-	-	-	-	9.27

Junior Girls

The 2020/21 season saw an increase in the number of junior teams playing for Saints. There were two Year 5/6 teams in the 2019/20, to which we added two Year 7/8 teams (one being a combined side with Riccarton), another Year 5/6 side and a Kiwi team.

All teams had some wins during the season, with the combined Year 7/8 side being undefeated. For many of the girls this was their first taste of cricket and it was heart-warming to see the improvements each girl made during the season and the friendships being forged.

We also had several girls compete in CJCA tournaments during the season. For our Year 5/6 girls this was their first taste of tournament-style competitions. The Year 7/8 girls competing in the Spring tournament also had the chance to be selected for the CJCA side competing in the South Island Invitational tournament which was run in January. Several girls from combined side won spots for this team, which the CJCA team won with a thrilling last-over victory in the final.

March 28 was the prize-giving for the junior section. Thank you to Nat Cox for presenting the awards and speaking so eloquently and also to Kaylee Tavendale for helping with the Year 5/6 girls trainings during the season.

A big thanks to the parents and families of the junior Saints players, without your support the girls wouldn't have come as far as they have. Thank you also to the Saints committee for their continued support.

A special acknowledgement must go to New World Bishopdale, as they provided lollipops for the girls at the start of the season as well as the drinks and cake the girls enjoyed at our Christmas party and prize-giving.

Our final thank you (the most important one) goes to the girls themselves, their enthusiasm and support of each other during the season truly reminded why we love this game.

Kiwi

The aim of this grade is about participation and fun, the youngest team in the club (and the one girls-only team in this competition) certainly had a lot of fun looking at the smiles on the girls' faces at the end of each game.

Mini Saints: Zara Brokenshire, Bonnie Craig, Athena Lee, Maija Rautjoki Sewell, Scarlet Low.

- Most Improved: Maija Rautjoki Sewell
- Most Valuable Player: Zara Brokenshire

Year 5/6

The aim of this grade is about player participation, with the focus being on skills development and enjoyment. The three Saints teams in this grade represented the club with pride, always showing a positive attitude and

sportsmanship. Several girls from these teams competed in CJCA Spring and/or Summer tournaments, experiencing this style of competition for the first time.

Angels: Eden Brokenshire, Lucy Collier, Sophie Davis, Niyati Gupta, Ava Kent, Lily Smith, Paige Swain, Katelyn Taaffe, Chloe Taylor, Lucy Williams.

- Most Improved: Niyati Gupta
- Players' Player: Lily Smith
- Most Valuable Player: Lucy Williams

Royals: Isabella Alexander-Stewart, Daisy Elkins, Luella Jeffs, Neriah King, Sophia Prince, Caitlin Thwaites, Sethumi Wickramanayake, Catherine Vogt.

- Most Improved: Daisy Elkin
- Players' Player: Isabella Alexander-Stewart
- Most Valuable Player: Catherine Vogt

Saints: Amelia Boustead, Stella Cameron, Violet Creighton, Chloe Gallagher, Eva Janssen, Katie Lynn, Tayla Marshall, Sasha Smith.

- Most Improved: Katie Lynn
- Players' Player: Amelia Boustead
- Most Valuable Player: Stella Cameron

Year 7/8

For many girls, this was their first season playing hard-ball cricket. Both teams had amazing seasons, the Spirit side won the grade. Many girls also competed in CJCA Spring and Summer tournaments, with five of these girls being selected to play for the CJCA side in the South Island Invitational tournament.

Comets: Abby Brokenshire, Greta Brokenshire, Sam Cant, Sophie Dunn, Shimani Saudiyal, Celine Sebastian, Analise Sloan, Shefali Srivastava, Stella Valentine.

- Most Improved: Sam Cant
- Players' Player: Abby Brokenshire
- Most Valuable Player: Stella Valentine

Spirit: Ella McNicholl, Maddison Reeves-Smith, Stella Stewart, Anika Tarr (St Albans); Isla Cameron, Emily Dickey, Georgetta Haller, Millie Mahendran, Lily Young, Maya Young (Riccarton).

Year 7/8 Girls Hard-ball grade winners, holders of the Tiffen Challenge Shield.

- Most Improved: Maddison Reeves-Smith
- Players' Player: Ella McNicholl
- Most Valuable Player: Stella Stewart

Matt and Trish Davis



There was junior cricket galore with Saints colours all over the city on Saturday mornings as the number of teams skyrocketed from two to six under the watch of junior conveners Matt and Trish Davis this season.





Above: our Canterbury Magicians star Natalie Cox was a popular guest as she helped present awards at the annual junior prize-giving in March.

Below: Santa (aka Matt Davis) hands out presents to eager recipients at the fancy dress-up Saints junior Christmas Party in December.



Premiership Men Two-day Career Averages

88

	Debut	Mat	Inn	NO	HS	Runs	Ave	100	50	Ct	St	O	M	R	W	Ave	Best	Swi	SR	Econ
Jack Anderson	2020/21	1	0	-	-	-	-	-	-	-	-	8	1	45	1	45.00	1-45	-	48.0	5.63
Greg Dawson	2007/08	82	135	17	121	3691	31.28	6	19	61	-	32	1	144	3	48.00	1-0	-	64.0	4.50
Thomas Flavell	2020/21	1	1	0	32	32	32.00	-	-	-	-	-	-	-	-	-	-	-	-	-
Reid Gibbens	2014/15	8	0	-	-	-	-	-	-	2	-	51.3	12	167	10	16.70	3-29	-	30.9	3.24
Jack Harper	2012/13	27	33	9	134*	948	39.50	1	6	16	-	295.1	75	827	54	15.31	5-26	1	32.8	2.80
Lachie Harper	2019/20	9	8	1	24*	102	14.57	-	-	1	-	65.4	13	278	18	15.44	6-51	1	21.9	4.23
Matt Holstein	2007/08	88	96	33	68*	1307	20.75	-	2	52	-	1695.2	473	3802	291	13.07	7-15	12	35.0	2.24
Jack Hunter	2019/20	8	7	4	23	75	25.00	-	-	4	-	103	24	316	15	21.07	3-32	-	41.2	3.07
Ryan James	2020/21	3	2	0	84	84	42.00	-	1	2	-	15.4	3	41	1	41.00	1-15	-	94.0	2.62
Aaron Johnstone	2001/02	142	141	44	59	1396	14.39	-	1	369	36	6	0	40	1	40.00	1-21	-	36.0	6.67
Ben Langrope	2005/06	110	151	24	90	3057	24.07	-	19	72	-	1029.5	185	3417	160	21.36	6-12	2	38.6	3.32
Nick Lidstone	2019/20	8	8	0	33	94	11.75	-	-	3	-	-	-	-	-	-	-	-	-	-
Tyler Lortan	2017/18	25	39	10	136	1257	43.34	2	8	33	-	132	12	554	25	22.16	4-16	-	31.7	4.20
James O'Gorman	2006/07	81	125	17	157	2723	25.21	4	10	66	-	74	17	256	8	32.00	3-19	-	55.5	3.46
Matthias Paltridge	2020/21	2	4	0	76	122	30.50	-	1	3	-	-	-	-	-	-	-	-	-	-
Dan Sharples	2012/13	31	39	5	109*	924	27.18	1	6	26	1	148.2	30	449	32	14.03	5-14	1	27.8	3.03
James Tapper	2015/16	39	35	19	29	291	18.19	-	-	19	-	820.1	220	2194	147	14.93	7-21	6	33.5	2.68
Bailen Thatcher	2015/16	27	26	2	42	421	17.54	-	-	14	-	247.3	68	671	32	20.97	4-2	-	46.4	2.71

Premiership Men One-day Career Averages

	Debut	Mat	Inn	NO	HS	Runs	Ave	100	50	Ct	St	O	M	R	W	Ave	Best	5wi	SR	Econ
Jack Anderson	2020/21	1	0	-	-	-	-	-	-	-	-	5	0	34	0	-	-	-	-	6.80
Greg Dawson	2008/09	98	97	11	146*	3019	35.10	1	21	37	-	33.5	1	112	9	12.44	3-46	-	22.6	3.31
Thomas Flavell	2020/21	4	2	0	0	0	0.00	-	-	1	-	-	-	-	-	-	-	-	-	-
Reid Gibbens	2016/17	9	2	1	0*	0	0.00	-	-	1	-	51.3	3	268	11	24.36	5-23	1	28.1	5.20
Jack Harper	2013/14	31	28	4	94	564	23.50	-	3	11	-	176.4	17	693	39	17.77	3-9	-	27.2	3.92
Lachie Harper	2020/21	3	1	0	9	9	9.00	-	-	2	-	3	0	6	2	3.00	2-6	-	9.0	2.00
Matt Holstein	2007/08	100	60	20	92*	659	16.48	-	1	36	-	757.3	86	2406	125	19.25	4-10	-	36.4	3.18
Jack Hunter	2019/20	7	1	1	2*	2	-	-	-	3	-	55.2	12	224	11	20.36	4-16	-	30.2	4.05
Ryan James	2020/21	7	4	2	21*	49	24.50	-	-	4	-	17	0	105	1	105.00	1-29	-	102.0	6.18
Aaron Johnstone	2001/02	165	83	29	34*	550	10.19	-	-	217	33	-	-	-	-	-	-	-	-	-
Ben Langrope	2005/06	125	98	21	83	1936	25.14	-	9	43	-	686.3	55	3001	146	20.55	7-16	1	28.2	4.37
Nick Lidstone	2020/21	6	5	0	93	179	35.80	-	1	4	-	-	-	-	-	-	-	-	-	-
Tyler Lortan	2017/18	33	33	7	98	1328	51.08	-	12	28	-	102.3	8	379	31	12.23	4-26	-	19.8	3.70
Thomas McClean	2020/21	2	1	1	2*	2	-	-	-	1	-	2.2	0	5	1	5.00	1-5	-	14.0	2.14
James O'Gorman	2006/07	91	82	15	103*	1807	26.97	1	10	53	-	40.1	4	202	7	28.86	3-20	-	34.4	5.03
Matthias Paltridge	2020/21	1	1	0	25	25	25.00	-	-	-	-	-	-	-	-	-	-	-	-	-
James Southby	2014/15	36	34	3	112*	648	20.90	1	4	12	-	78.2	5	351	11	31.91	5-22	1	42.7	4.48
James Tapper	2015/16	49	21	5	66	206	12.88	-	1	15	-	372.2	53	1438	76	18.92	4-24	-	29.4	3.86

Premiership Men Twenty20 Career Averages

	Debut	Mat	Inn	NO	HS	Runs	Ave	100	50	Ct	St	O	M	R	W	Ave	Best	5wi	SR	Econ
Greg Dawson	2008/09	51	48	5	86	912	21.21	-	7	11	-	-	-	-	-	-	-	-	-	-
Thomas Flavell	2020/21	2	1	1	37*	37	-	-	-	-	-	-	-	-	-	-	-	-	-	-
Jack Harper	2018/19	26	22	5	106	660	38.82	1	5	6	-	85.3	1	496	29	17.10	3-10	-	17.7	5.80
Lachie Harper	2019/20	12	5	2	17*	38	12.67	-	-	5	-	30	1	201	8	25.13	3-14	-	22.5	6.70
Matt Holstein	2008/09	49	19	9	21	129	12.90	-	-	14	-	176	1	834	53	15.74	4-15	-	19.9	4.74
Jack Hunter	2019/20	9	3	2	4*	6	6.00	-	-	2	-	31	0	225	8	28.13	3-29	-	23.3	7.26
Ryan James	2020/21	3	1	0	4	4	4.00	-	-	2	-	5	0	38	0	-	-	-	-	7.60
Aaron Johnstone	2005/06	69	18	6	29*	137	11.42	-	-	66	12	1	0	13	0	-	-	-	-	13.00
Sam Kearns	2020/21	1	1	0	3	3	3.00	-	-	-	-	1	0	7	0	-	-	-	-	7.00
Ben Langrope	2005/06	68	55	16	62	563	14.44	-	1	39	-	202	5	1380	66	20.91	4-16	-	18.4	6.83
Nick Lidstone	2019/20	6	6	4	41	154	77.00	-	-	1	-	-	-	-	-	-	-	-	-	-
Tyler Lortan	2017/18	31	31	2	70	549	18.93	-	3	11	-	16	0	101	10	10.10	4-13	-	9.6	6.31
James O'Gorman	2007/08	55	51	15	55*	832	23.11	-	1	27	-	10.1	2	45	5	9.00	3-6	-	12.2	4.43
Dan Sharples	2012/13	30	28	3	54	348	13.92	-	1	11	-	37	2	187	12	15.58	4-17	-	18.5	5.05
James Tapper	2015/16	38	10	5	22*	50	10.00	-	-	11	-	138.5	1	921	46	20.02	4-14	-	18.1	6.63

91

	Debut	Mat	Inn	NO	HS	Runs	Ave	100	50	Ct	St	O	M	R	W	Ave	Best	SR	Econ
Alexandra Bassett	2019/20	4	2	0	3	3	1.50	-	-	1	-	11	0	54	3	18.00	1-2	22.0	4.91
Kirsty Bond	1981/82	189	217	44	123*	6020	34.80	1	35	98	-	1420	459	3930	174	22.59	5-25	49.0	2.77
Georgia Clarke	2012/13	63	46	10	58	663	18.42	-	2	10	-	312.4	39	1154	54	21.37	4-25	34.7	3.69
Elizabeth Cohr	2020/21	4	4	0	17	35	8.75	-	-	-	-	17	0	71	6	11.83	3-21	17.0	4.18
Natalie Cox	2007/08	132	116	17	138	2743	27.71	4	16	46	2	161.2	10	921	31	29.71	3-17	31.2	5.7
Anna Dickey	2020/21	1	1	1	7*	7	-	-	-	-	-	-	-	-	-	-	-	-	-
Emily Dickey	2020/21	5	2	0	3	4	2.00	-	-	-	-	15	1	80	3	26.67	2-35	30.0	5.33
Georgia Edge	2016/17	73	61	17	94*	637	14.48	-	1	21	-	346.5	38	1260	78	16.15	4-3	26.7	3.63
Ellena Firth	2016/17	41	35	9	54*	293	11.27	-	1	10	-	133.2	3	824	19	43.37	2-8	42.1	6.18
Anna Gaging	2020/21	5	1	0	22	22	22.00	-	-	-	-	9	1	27	3	9.00	1-1	18.0	3.00
Kate Gaging	2020/21	5	5	2	41	87	29.00	-	-	5	-	-	-	-	-	-	-	-	-
Charlotte Glennie	2020/21	13	10	5	9*	25	5.00	-	-	2	-	7	0	58	1	58.00	1-4	42.0	8.29
Emily Glennie	2017/18	19	17	5	39*	126	10.50	-	-	4	-	4.1	0	32	2	16.00	2-13	12.5	7.68
Sophie Gray	2014/15	66	60	6	46*	674	12.48	-	-	32	1	5.5	0	43	0	-	-	-	7.37
Isobel Jones	2020/21	10	7	2	22	40	8.00	-	-	2	-	27.5	1	190	9	21.11	5-17	18.6	6.83
Jessica Little	2020/21	1	1	1	7*	7	-	-	-	-	-	2	0	8	0	-	-	-	4.00
Katie Morris	2010/11	146	125	22	58*	1325	12.86	-	1	28	3	572.5	46	2560	145	17.66	5-23	23.7	4.47
Ash Mortimer	2016/17	45	44	3	47*	436	10.63	-	-	9	-	-	-	-	-	-	-	-	-
Lucy Murray	2016/17	63	55	9	25	346	7.52	-	-	6	-	163.5	5	975	40	24.38	4-19	24.6	5.95
Kate Sims	2019/20	16	9	2	54*	120	17.14	-	1	5	-	99.5	10	350	27	12.96	7-16	22.2	3.51
Sophie Sinclair	2016/17	59	58	5	50	589	11.11	-	1	6	-	64.5	3	395	12	32.92	2-11	32.4	6.09
Stella Stewart	2020/21	5	4	2	8	13	6.50	-	-	1	-	7	0	72	1	72.00	1-14	42.0	10.29
Gabrielle Sullivan	2013/14	71	65	11	54*	735	13.61	-	1	23	-	391.2	60	1243	91	13.66	6-3	25.8	3.18
Kaylee Tavendale	2014/15	97	68	14	52*	338	6.26	-	1	22	-	257.3	15	1272	53	24.00	5-19	29.2	4.94
Alana Topping	2019/20	45	34	5	68*	397	13.69	-	1	11	-	124.3	4	688	31	22.19	3-18	24.1	5.53
Stella Valentine	2020/21	1	1	0	3	3	3.00	-	-	-	-	-	-	-	-	-	-	-	-
Georgia Wells	2019/20	19	15	2	9	50	3.85	-	-	6	-	50	3	241	6	40.17	2-19	50.0	4.82
Tegan Weston	2014/15	61	58	3	51	753	13.69	-	1	12	-	87.2	6	452	10	45.20	1-6	52.4	5.18
Saffron Wilson	2018/19	24	20	4	59	363	22.69	-	2	6	-	82.2	2	411	13	31.62	2-6	38.0	4.99
Lily Young	2020/21	4	2	1	17	33	33.00	-	-	-	-	10.4	2	45	3	15.00	2-12	21.3	4.22
Maya Young	2020/21	1	1	0	4	4	4.00	-	-	-	-	-	-	-	-	-	-	-	-

Championship Wins

Men:

Premiership (two-day)	1909/10, 1910/11, 1925/26, 1949/50, 1954/55, 1956/57, 1963/64, 1964/65, 1986/87, 1987/88, 1988/89, 1989/90, 1991/92, 1993/94, 2000/01, 2001/02, 2004/05, 2008/09, 2009/10, 2011/12, 2013/14, 2017/18, 2019/20, 2020/21
(one-day)	1982/83, 1987/88, 1991/92, 2002/03, 2003/04, 2008/09, 2011/12, 2014/15, 2015/16, 2018/19, 2020/21
(Press Knockout Cup)	1995/96, 1996/97, 2001/02
(Twenty20)	2007/08, 2010/11, 2015/16, 2017/18, 2018/19, 2020/21
Championship (2A) (combined/two-day)	1914/15, 1916/17, 1928/29, 1935/36, 1949/50, 1960/61, 1969/70, 1971/72, 1976/77, 1977/78, 1988/89, 1993/94, 2004/05, 2008/09, 2016/17, 2020/21
(one-day)	2007/08, 2017/18, 2020/21
(Twenty20)	2017/18, 2019/20, 2020/21
(Timed)	-
Division 1 (2B) (combined/two-day)	1980/81, 1990/91, 2008/09, 2014/15, 2015/16
(one-day)	2017/18
(Twenty20)	2015/16, 2016/17
(Timed)	-
Division 2 (2C)	-
CSCA Senior B Grade:	2005/06
Division 3 (3A)	1958/59, 1974/75, 1976/77, 1979/80, 1980/81, 1981/82, 1983/84, 1985/86, 1986/87, 1987/88, 1990/91, 1991/92, 1993/94, 1994/95, 1995/96, 1996/97, 2002/03, 2004/05, 2007/08, 2008/09, 2010/11
Cavaliers:	1993/94
Division 4 (3B)	1957/58, 1991/92, 1993/94, 1994/95, 1997/98, 1999/00, 2000/01, 2001/02
Division 5 (3C)	1958/59, 1976/77, 1986/87, 1988/89, 1991/92, 2003/04, 2008/09, 2018/19
Division 6 (4A)	-
Division 7 (4B)	2013/14
Seventh Grade:	1906/07, 1914/15, 1928/29, 1953/54, 1985/86
Eighth Grade:	1993/94, 1995/96
Ninth Grade:	1910/11, 1937/38, 1947/48, 1949/50
Tenth Grade:	1953/54, 1986/87
Eleventh Grade:	-
Twelfth Grade:	1934/35
President's Grade:	1956/57, 1965/66, 1970/71, 1974/75, 1997/98, 2013/14, 2014/15
Cavaliers T20 Grade:	2020/21 (Section 2 & Section 3)

Women:

- Premier:** 1938/39, 1939/40, 1940/41, 1943/44, 1948/49, 1949/50, 1954/55, 1959/60, 1960/61, 1963/64, 1965/66, 1966/67, 1967/68, 1968/69, 1969/70, 1970/71, 1972/73, 1973/74, 1976/77, 1983/84, 1985/86, 1986/87, 1987/88, 1990/91, 1992/93, 1997/98, 1998/99, 2001/02, 2003/04, 2012/13, 2013/14, 2014/15
- (main competition)**
- (subsidiary competition)** 2000/01, 2001/02
- (Press Knockout Cup)** 1998/99, 1999/00, 2000/01
- (Twenty20)** 2006/07, 2019/20
- (Kirsty Bond Series)** 2019/20
- Kirsty Bond Series:** 2012/13
(combined Prem/Div 1)
- Division 1:** 2000/01, 2001/02, 2005/06, 2008/09, 2017/18
(combined competition)
- (Twenty20)** 2005/06, 2016/17, 2017/18
- Division 2:** 1941/42, 1953/54, 1957/58, 1959/60, 1976/77, 1992/93, 1994/95, 1995/96, 1996/97, 1998/99, 2002/03, 2003/04, 2004/05, 2006/07, 2011/12, 2014/15
- Social Twenty20:** 1986/87, 1989/90, 1995/96, 1997/98, 2003/04, 2004/05, 2007/08, 2008/09, 2015/16, 2018/19
- Year 7/8:** 1995/96, 1998/99, 2001/02, 2003/04, 2004/05, 2006/07, 2011/12, 2013/14, 2014/15 (2 titles), 2015/16, 2016/17, 2020/21
(Senior One-Day Girls)
- Year 5/6:** 2013/14, 2019/20
- Premier Super 8s:** 1998/99
- Junior Super 8s:** 1998/99, 1999/00

Club:

- Hadlee Trophy:** 1954/55, 1969/70, 1988/89, 2018/19
- Petersen Shield:** 1916/17, 1953/54, 1958/59, 1960/61, 1962/63, 1964/65, 1975/76, 1977/78, 1978/79, 1980/81, 1981/82, 1982/83, 1985/86, 1986/87, 1988/89, 1991/92, 1992/93, 1993/94, 1996/97, 2003/04, 2004/05, 2006/07, 2008/09, 2013/14, 2015/16, 2020/21
- Melhuish Shield:** 2013/14, 2014/15, 2015/16

Representative Players

Men:

New Zealand (Test Matches):

1931-32	ML Page	1955-65	PGZ Harris	1992-03	CZ Harris
1946-53	TB Burt	1977-78	SL Boock	2000-10	CS Martin
1952-56	MB Poore	1990-98	MW Priest		

New Zealand (All Matches):

1909-21	DM Sandman	1946-53	TB Burt	1977-78	SL Boock
1913-14	RG Hickmott	1952-56	MB Poore	1989-98	MW Priest
1925-26	CG Crawford	1955-57	SC Guillen	1990-05	CZ Harris
1931-32	ML Page	1955-65	PGZ Harris	2000-10	CS Martin
1935-36	WE Merritt	1966-67	BR Taylor		

Canterbury:

1887-18	TW Reese	1936-39	E Mulcock	1982-90	AJ Nuttall
1900-12	KM Ollivier	1937-49	RC Webb	1982-83	J Gully
1905-15	HA Bishop	1940-41	RH Scott	1984-99	MW Priest
1907-11	EE Crawshaw	1943-46	J Smith	1987-88	MC Bremner
1907-08	CA Cuff	1943-55	TB Burt	1987-88	HMR Richards
1907-19	BB Wood	1949-51	W Bell	1988-94	RM Ford
1909-27	DM Sandman	1949-64	PGZ Harris	1988-95	BZ Harris
1911-15	RG Hickmott	1950-62	MB Poore	1989-10	CZ Harris
1913-14	JS Barrett	1953-54	DW Stark	1995-00	CD Cumming
1913-26	LR Brunton	1954-62	GG Coull	1997-10	CS Martin
1916-21	DW Reese	1956-61	SC Guillen	1998-06	SJ Cunis
1917-18	JC Hay	1962-63	JM Ruston	1998-99	GA Howell
1917-19	L Gordon	1965-73	JW Burt	1999-03	JI Englefield
1920-21	CW Allard	1966-67	BR Taylor	2000-05	JS Ward
1920-32	CG Crawford	1966-75	KI Ferries	2001-02	DJ Reekers
1921-27	F Woods	1972-73	MG Webb	2006-09	MPF Davidson
1921-27	AW Thomas	1975-77	SL Boock	2012-14	B Cachopa
1927-31	N Dorreen	1976-77	HC Sampson	2013-15	KA Jamieson
1930-37	ML Page	1977-79	GB Smith	2014-15	GJ Dawson
1932-46	FP O'Brien	1978-79	LT Watson	2018-21	TM Lortan
1934-37	M Graham	1979-80	TE Jesty		
1935-36	WE Merritt	1982-83	PD Rutledge		

We confess ...

That in spite of the care taken in producing this 2020/21 Annual Report, some mistakes may have occurred. Please accept our apologies.

Women:

New Zealand:

1938-66	P Blackler	1988-96	KE Bond	2003-04	AL Mason
1966-72	JE Stead	1988-96	SL Illingworth	2006-08	RC Milburn
1968-87	A McKenna	1988-01	CA Campbell	2007-21	AE Satterthwaite
1973-75	J Lord	1994-96	JA Russell	2010-12	KS Anderson
1975-76	DA Jelley	1999-03	N Payne	2010-12	JC Brehaut
1975-77	SJ Rattray	1999-08	HM Watson	2010-21	LMM Tahuhu
1977-82	VL McGregor	2002-08	SK Burke	2015-18	TMM Newton
1978-79	SA Harris	2003-05	AJ Green		
1986-90	BJ Legg	2003-09	BH McNeill		

Canterbury:

1968-79	SJ Rattray	1996-00	SM Frahm	2006-07	EM Bermingham
1968-84	KL Gilray	1997-98	JL Geary	2007-14	JC Brehaut
1977-81	DA McGregor	1997-98	S Burrows	2008-11	AC Boyce
1977-84	MA Francis	1998-99	CJ Moffat	2008-21	LMM Tahuhu
1977-87	VL McGregor	1998-01	AJMD Marsh	2009-12	KS Anderson
1979-89	A McKenna	1998-01	JA Lawler	2009-14	MF Kendal
1981-82	KA Hadlee	1999-08	HM Watson	2009-10	EL White
1982-92	BJ Legg	1999-06	HJ Rae	2012-21	NB Cox
1983-00	CA Campbell	2000-10	SK Burke	2013-16	CS Buckman
1985-96	KE Bond	2001-09	BH McNeill	2014-18	TMM Newton
1986-96	SL Illingworth	2001-02	EA Travers	2015-21	GES Sullivan
1990-91	SH Brown	2002-03	KA Craig	2019-20	ER Chandler
1992-96	JA Russell	2002-09	RC Milburn	2019-21	GE Edge
1992-93	TL Woodbury	2003-06	RS Kelly	2020-21	KM Sims
1995-03	N Payne	2003-21	AE Satterthwaite		

Otago:

1998-00	JL Geary	2002-04	EJ Scurr	2015-16	ML Gibbs
1999-00	BH McNeill	2010-11	TR Hopkinson	2019-21	SI Gray
2000-01	KA Craig	2011-14	KA Stiven	2020-21	SR Wilson
2001-02	PJ te Beest	2014-20	GL Clarke		

Wellington:

2013-14 TMM Newton

Central:

2020-21	AM Gaging	2020-21	KJ Gaging
---------	-----------	---------	-----------

The following played representative cricket prior to the amalgamation of the St Albans Men's and St Albans Women's Cricket Clubs in July 1977:

Canterbury:

T Baker	SA Harris	J Lord	A Nuttall	HM Steere
P Blackler	P Hill	E Luckett	K Pyatt	B Turner
P Carr	P Hooper	D McRae	C Randle	S Vaughan
C Dallard	P Jarvis	A Malins	J Riordan	J Watson
J Dickinson	P Kennedy	S Masters	LJ Shankland	J Webster
J Hamilton	J Lawn	S Mountford	JE Stead	E Woods

Trophies

Player of the Year:

1980/81	AJ Nuttall	1994/95	C Julian	2008/09	AE Satterthwaite
1981/82	VL Burt	1995/96	SM Frahm	2009/10	RA White
1982/83	P Glassey	1996/97	N Payne	2010/11	GT Wadsworth
1983/84	BJ Legg	1997/98	JA Lawler	2011/12	MPF Davidson
1984/85	PD Rutledge	1998/99	N Payne	2012/13	BJ Langrope
1985/86	MW Priest	1999/00	SA Mason	2013/14	MPF Davidson
1986/87	A McKenna	2000/01	JI Englefield	2014/15	AE Satterthwaite
1987/88	BZ Harris	2001/02	AC Denford	2015/16	MB Hampton
1988/89	MJ Anderson	2002/03	CR Moffat	2016/17	CAM Gibbens
1989/90	LC Sparks	2003/04	AC Bailey	2017/18	JJ Ballantine Dykes
1990/91	S Parker	2004/05	NG Tubb	2018/19	MP Holstein
1991/92	BZ Harris	2005/06	EG Snell	2019/20	TM Lortan
1992/93	KE Bond	2006/07	SJ Cunis	2020/21	TM Lortan
1993/94	GM Olliver	2007/08	JL Gourlie		

Cyril Crawford Memorial Cup (most runs in any grade):

1984/85	AC Graves	603	2003/04	ST Knox	754
1985/86	SN McGregor	734	2004/05	NG Tubb	879
1986/87	BS Davidson	516	2005/06	EG Snell	984
1987/88	BZ Harris	1040	2006/07	JJ Price	765
1988/89	JHJ Stribling	770	2007/08	SJ Cunis	576
1989/90	C Williams	740	2008/09	AE Satterthwaite	640
1990/91	S Parker	973	2009/10	JJ Price	900
1991/92	BZ Harris	763	2010/11	LA Richardson	605
1992/93	KB Scott	857	2011/12	GJ Dawson	733
1993/94	GM Olliver	808	2012/13	BJ Langrope	616
1994/95	J Wadsworth	745	2013/14	GJ Dawson	856
1995/96	PS Gooby	811	2014/15	MB Hampton	780
1996/97	N Payne	883	2015/16	MB Hampton	1058
1997/98	JA Lawler	872	2016/17	GJ Dawson	692
1998/99	N Payne	794	2017/18	JM Turner	817
1999/00	T Breese	585	2018/19	TM Lortan	673
2000/01	ST Knox	666	2019/20	TM Lortan	861
2001/02	MJ Sutherland	835	2020/21	TM Lortan	990
2002/03	MJ Sutherland	912			

Frank O'Brien Memorial Cup (most runs in one grade):

1984/85	AC Graves	603	2000/01	ST Knox	666
1985/86	SN McGregor	734	2001/02	MJ Sutherland	835
1986/87	BS Davidson	516	2002/03	MJ Sutherland	879
1987/88	SN McGregor	891	2003/04	ST Knox	754
1988/89	JHJ Stribling	770	2004/05	NG Tubb	879
1989/90	SN McGregor	583	2005/06	EG Snell	981
1990/91	S Parker	973	2006/07	JJ Price	752
1991/92	KB Scott	750	2007/08	SJ Cunis	576
1992/93	KB Scott	819	2008/09	AE Satterthwaite	640
1993/94	R Kennedy	773	2009/10	JJ Price	876
1994/95	J Wadsworth	745	2010/11	GT Wadsworth	533
1995/96	PS Gooby	811	2011/12	GJ Dawson	733
1996/97	N Payne	883	2012/13	BJ Langrope	616
1997/98	JAF Davidson	670	2013/14	GJ Dawson	856
1998/99	N Payne	458	2014/15	MB Hampton	780
1999/00	T Breese	585	2015/16	MB Hampton	1058

Frank O'Brien Memorial Cup (best batting average, 400+ runs):

2016/17	MB Hampton	47.50	2019/20	BJ Cox	58.00
2017/18	K Atkinson	102.00	2020/21	B Hill	68.40
2018/19	JL Flack	88.20			

Don Sandman Memorial Cup (most wickets in any grade):

1991/92	RA Brown	59	2007/08	JL Gourlie	53
1992/93	RA Brown	58	2008/09	DM Anderson	50
1993/94	RM Ford	48	2009/10	BA Smith	40
1994/95	T Wilson	57	2010/11	JL Gourlie &	33
1995/96	CSJ Cowper	41		DD Johnston	
1996/97	N Culpan	49	2011/12	MPF Davidson	43
1997/98	CS Martin	47	2012/13	BJ Langrope	40
1998/99	JS Ward	47	2013/14	MPF Davidson	58
1999/00	RA Brown	53	2014/15	CA Gibbens	49
2000/01	SA Mason	48	2015/16	JH Tapper	58
2001/02	AG Jamieson	44	2016/17	R Gibbens	47
2002/03	JWJ Guest	54	2017/18	SA Mason	46
2003/04	AC Bailey	42	2018/19	MP Holstein	50
2004/05	JS Miles	50	2019/20	I Souness	53
2005/06	MPF Davidson	43	2020/21	MP Holstein	53
2006/07	MPF Davidson	56			

Tom Burtt Memorial Cup (most wickets in one grade):

1964/65	F McWatt	47	1992/93	RA Brown	58
1965/66	P Napier	39	1993/94	RM Ford	48
1966/67	J Cowper	41	1994/95	T Wilson	57
1967/68	P Napier	41	1995/96	CSJ Cowper	41
1968/69	A Brand	61	1996/97	RA Brown	40
1969/70	R Harris	43	1997/98	LT Watson	41
1970/71	AG Jamieson	49	1998/99	B Rodger	40
1971/72	R Winter	36	1999/00	RA Brown	53
1972/73	H Shepherd	47	2000/01	SA Mason	48
1973/74	R Grainger	50	2001/02	AG Jamieson	44
1974/75-	} not		2002/03	JWJ Guest	49
1979/80	} awarded		2003/04	AC Bailey	42
1980/81	W Donald	39	2004/05	RR Watson	40
1981/82	AG Jamieson	56	2005/06	MPF Davidson	43
1982/83	P Glassey	50	2006/07	MPF Davidson	56
1983/84	W Donald	36	2007/08	JL Gourlie	49
1984/85	H McKnight	64	2008/09	SA Mason	37
1985/86	W Donald &	43	2009/10	BA Smith	40
	P Malone		2010/11	DD Johnston	33
1986/87	D Hutton	51	2011/12	MPF Davidson	43
1987/88	BA Holland	59	2012/13	BJ Langrope	40
1988/89	MJ Anderson	60	2013/14	MPF Davidson	58
1989/90	LC Sparks	51	2014/15	BJ Langrope	46
1990/91	RH Thomas	55	2015/16	JH Tapper	58
1991/92	SA Mason	58			

Tom Burtt Memorial Cup (best bowling average, 25+ wickets):

2016/17	J Singh	8.31	2019/20	ZM Phillips	9.92
2017/18	SA Mason	7.07	2020/21	TM Lortan	12.38
2018/19	JW Hamilton	8.44			

Bob Webb Memorial Cup (most wicket-keeping dismissals in one grade):

1988/89	G Lamb	37	2002/03	AF Johnstone	37
1989/90	TF Thornton	25	2003/04	AF Johnstone	36
1990/91	J Horne	26	2004/05	AF Johnstone	41
1991/92	JB Mooar	29	2005/06	AF Johnstone	41
1992/93	GJ Curgenvin	30	2006/07	AF Johnstone	43
1993/94	JB Mooar	32	2007/08	AF Johnstone	40
1994/95	J Overend	30	2008/09	AF Johnstone	31
1995/96	AJ Logie	30	2009/10	AF Johnstone	41
1996/97	GA Howell	22	2010/11	AF Johnstone	27
1997/98	DF Shackel	28	2011/12	AF Johnstone	39
1998/99	TD Holton	29	2012/13	AF Johnstone	46
1999/00	GJ Curgenvin	25	2013/14	AF Johnstone	38
2000/01	AM Keoghan	30	2014/15	AF Johnstone	39
2001/02	AF Johnstone	29	2015/16	AF Johnstone	32

Bob Webb Memorial Cup (most wicket-keeping dismissals in any grade):

2016/17	ADC Collins & JM Turner	28	2018/19	AF Johnstone	51
			2019/20	AF Johnstone	38
2017/18	TR Flavell	40	2020/21	AF Johnstone	37

Most Promising Player of the Year (discontinued):

	men	women		men	women
1983/84	RM Ford	KE Bond	1995/96	RF Roberts	KA Craig
1984/85	A Dyer	JA Turner	1996/97	GN Brooks	N Glubb
1985/86	AM McDonald	DK Brownlee	1997/98	AC Denford	HJ Rae
1986/87	PS Gooby	L McDrury	1998/99	MD Gower	BH McNeill
1987/88	HMR Richards	J Weir	1999/00	MPF Davidson	HJ Rae
1988/89	C Cotton	J Weir	2000/01	ALL MacLeod	K Saunders
1989/90	RM Graham	C McCormack	2001/02	AF Johnstone	RS Kelly
1990/91	DI Culpán	C McCormack	2002/03	BD Glover	AR Dickie
1991/92	ME Graham	not awarded	2003/04	DM Anderson	KJ McDonald
1992/93	MW Fine	not awarded	2004/05	AL Cuttriss	AR Dickie
1993/94	CS Martin	M Carson	2005/06	DF Bermingham	EM Bermingham
1994/95	GA Howell	KA Craig	2006/07	JL Gourlie	S Fitzsimon

Most Improved Player of the Year (discontinued):

	men	women		men	women
1982/83	A Arnold	T Arahanga	1995/96	not awarded	J Durdin
1983/84	GR Lucas	CA Campbell	1996/97	JS Ward	CJ Moffat
1984/85	BZ Harris	J Beattie	1997/98	GN Brooks	MJ Carmont
1985/86	RM Ford	JA Turner	1998/99	JAF Davidson	BH McNeill
1986/87	GM Olliver	T McNamara	1999/00	T Breese	SK Burke
1987/88	GR Lucas	M Ormandy	2000/01	BA Smith	SK Burke
1988/89	GM Rae	M Ormandy	2001/02	AC Bailey	KA Craig
1989/90	NS Tikao	SM Frahm	2002/03	BD Glover	KL Goodacre
1990/91	AF Rolfe	M Ormandy	2003/04	RK Davidson	RC Milburn
1991/92	JB Mooar	A Morris	2004/05	NG Tubb	AE Satterthwaite
1992/93	KB Scott	SM Frahm	2005/06	ND Cross	LM Tahuhu
1993/94	JS Ward	S Burrows	2006/07	JPD O'Gorman	AE Forbes
1994/95	MW Fine	L Walker			

Zin Harris Memorial Trophy (young male player of the year):

2007/08	MP Holstein	2012/13	KA Jamieson	2017/18	JM Southby
2008/09	BJ Langrope	2013/14	KA Jamieson	2018/19	TR Flavell
2009/10	GH Earl	2014/15	DJ Armitt	2019/20	I Souness
2010/11	JCA Roberts	2015/16	MP Slack	2020/21	RJ James
2011/12	BN Brady	2016/17	RMM Gibbens		

Kim Jamieson Memorial Trophy (young female player of the year):

2007/08	JC Brehaut	2012/13	CS Buckman	2017/18	SI Gray
2008/09	LMM Tahuu	2013/14	NB Cox	2018/19	LG Collier
2009/10	CA O'Brien-Smith	2014/15	TMM Newton	2019/20	GES Sullivan
2010/11	MF Kendal	2015/16	A Webber	2020/21	K Tavendale
2011/12	K van Beurten	2016/17	KM Morris		

Personality of the Year:

1980/81	M Ostle	1994/95	CD Cumming	2007/08	JJ Price
1981/82	SL Illingworth	1995/96	RH Thomas	2008/09	S Sayed
1982/83	J Gully	1996/97	N Payne	2009/10	EL White
1983/84	E Shepard	1997/98	GR Lucas	2010/11	GT Wadsworth
1984/85	BZ Harris	1998/99	MR Ogier	2011/12	AF Johnstone
1985/86	B O'Malley	1999/00	PB McGrory	2012/13	DD Johnston
1986/87	F Kemp	2000/01	B Moore	2013/14	S Foxcroft
1987/88	HMR Richards	2001/02	C Atkinson	2014/15	J Harris
1988/89	SK Inwood	2002/03	AC Bailey	2015/16	CJ Hamel
1989/90	KI Ferries	2003/04	ST Knox	2016/17	AG Jamieson
1990/91	M Vaughan	2004/05	PJ Mayell	2017/18	JJ Ballantine Dykes
1991/92	GE Charles	2005/06	ND Cross &	2018/19	JW Hamilton
1992/93	L Borrani		MJ Cross	2019/20	SR Kearns
1993/94	C Julian	2006/07	EW Horne	2020/21	DE Pettet

Noel Love Memorial Trophy (for the older St Albans member who shows outstanding enthusiasm, dedication, camaraderie and social interaction, both on and off the field):

2003/04	DG Mollett	2009/10	AP Bergman	2015/16	DG Read
2004/05	SJD Cox	2010/11	BJ van Beurten	2016/17	DL Perry
2005/06	JZ Harris	2011/12	MR Griffin	2017/18	KW Pagan
2006/07	EW Horne	2012/13	SL Oldershaw	2018/19	RL Carrigan
2007/08	LN Serra	2013/14	AG Jamieson	2019/20	JF Alabaster
2008/09	GJ Curgenven	2014/15	DJ Hutton	2020/21	A MacDougall

Peers Cup (club member contributing most on and off the field):

1968/69	R Johnson	1987/88	B O'Malley & V Pont	2005/06	MR Dickie & CD O'Brien-Smith
1969/70	ID Dempsey				DE Pettet
1970/71	LR Earney	1988/89	EP West	2006/07	DE Pettet
1971/72	RDJ Mather	1989/90	T Falloon	2007/08	N Wilson
1972/73	AG Jamieson	1990/91	GJ Curgenven	2008/09	B Fenwick & G Soper
1973/74	JA Harrison	1991/92	GJ Curgenven		
1974/75	BJ Williamson	1992/93	EW Horne	2009/10	AG Jamieson
1975/76	LJ Blatchford & SJD Cox	1993/94	PJ Mayell	2010/11	MJ Sutherland
		1994/95	LN Serra	2011/12	BJ van Beurten
1976/77	KA Hiscoke	1995/96	JK Jamieson	2012/13	LN Serra
1977/78	AG Jamieson	1996/97	AG Jamieson	2013/14	DD Johnston
1978/79	C Francis	1997/98	GR Lucas	2014/15	BJ van Beurten
1979/80	MA Alabaster	1998/99	JK Jamieson	2015/16	RH Thomas
1980/81	RW Moore	1999/00	GJ Curgenven	2016/17	DE Pettet
1981/82	TF Thornton	2000/01	EM Saunders	2017/18	CAM Gibbens
1982/83	EP West	2001/02	EM Saunders	2018/19	BA Smith
1983/84	EP West	2002/03	SA Mason	2019/20	MR Griffin
1984/85	LN Serra	2003/04	GAH Craigie & DE Pettet	2020/21	MD Davis
1985/86	SJD Cox				
1986/87	MJ Anderson	2004/05	DE Pettet		



Premier men's captain James O'Gorman received the Premiership pennant (for the best team performance across all three formats) at the beginning of the season for the side's efforts in 2019/20. This season's treble ensures we'll retain it.

Premier Men's Records

(two-day, one-day and Twenty20 matches combined)

Most Matches:

AF Johnstone	376	MPF Davidson	236	GB Smith	223
BJ Langrope	303	GJ Dawson	231	AJ Nuttall	213
GR Lucas	248	PD Rutledge	228	MW Priest	204
FP O'Brien	237	JPD O'Gorman	227	TB Burt	197
MP Holstein	237	CG Crawford	223	NE Francis	166

Most Innings:

GB Smith	340	J Smith	281	LA Smith	251
GR Lucas	325	GJ Dawson	280	TB Burt	250
FP O'Brien	322	JPD O'Gorman	258	AF Johnstone	242
BJ Langrope	304	MW Priest	256	JM Ruston	234
CG Crawford	302	MPF Davidson	254	MB Poore	233

Most Runs (Career):

FP O'Brien	9515	GR Lucas	6872	JPD O'Gorman	5362
CG Crawford	8158	BZ Harris	6427	LA Smith	5265
GB Smith	7924	JM Ruston	5784	MB Poore	5224
J Smith	7720	BJ Langrope	5526	MW Priest	5207
GJ Dawson	7622	PGZ Harris	5384	SC Guillen	4954

Most Centuries (Career):

FP O'Brien	13	PGZ Harris	6	JPD O'Gorman	5
J Smith	11	HA Bishop	5	MC Bremner	4
CG Crawford	10	JI Englefield	5	JW Burt	4
F Woods	10	SC Guillen	5	BZ Harris	4
CZ Harris	7	MB Poore	5	GB Smith	4
GJ Dawson	7	MPF Davidson	5	TW Reese	4

Most Fifties (Career):

FP O'Brien	50	J Smith	36	JM Ruston	28
GJ Dawson	47	JW Burt	29	ST Knox	26
CG Crawford	44	PGZ Harris	29	MW Priest	25
BZ Harris	44	GR Lucas	29	LA Smith	24
GB Smith	41	BJ Langrope	29	TM Lortan	23

Most Runs in a Season:

BZ Harris	1040	1987/88	GJ Dawson	856	2013/14
F Woods	1006	1923/24	PGZ Harris	813	1956/57
TM Lortan	990	2020/21	DE Budge	811	2015/16
GJ Dawson	967	2015/16	JPD O'Gorman	805	2013/14
NG Tubb	879	2004/05	RA White	797	2009/10
JLF Harper	878	2020/21	SC Guillen	776	1956/57
TM Lortan	861	2019/20	BZ Harris	763	1991/92

Most Centuries in a Season:

JI Englefield	4	2000/01	RA White	3	2009/10
F Woods	3	1923/24	GJ Dawson	3	2013/14
SC Guillen	3	1956/57			

Two Centuries in a Match:

SC Guillen	132 & 104*	v East Shirley	1956/57
MC Bremner	108* & 100*	v Marist	1989/90

Highest Individual Scores:

F Woods	234	1923/24	SC Guillen	162*	1964/65
N Dorreen	226*	1926/27	CG Crawford	159*	1924/25
F Woods	223	1923/24	MB Poore	159	1961/62
F Woods	222*	1923/24	RR Watson	158*	2004/05
FP O'Brien	215*	1931/32	CF Townsend	158	1949/50
BB Wood	201	1909/10	JPD O'Gorman	157	2013/14
F Woods	180	1922/23	JI Englefield	156*	2001/02
HA Bishop	178	1914/15	HA Bishop	156	1927/28
SC Guillen	173	1960/61	CG Crawford	153*	1927/28
CZ Harris	170*	1990/91	FP O'Brien	152	1936/37
BZ Harris	165	1992/93	CZ Harris	150*	1993/94
AC Bailey	165	2001/02	F Wood	150	1906/07

Most Deliveries (Career):

AJ Nuttall	26849	MW Priest	19121	LT Watson	15264
TB Burt	26732	DM Sandman	18676	MPF Davidson	14939
KI Ferries	22077	MB Poore	18439	JA Harrison	14139
E Mulcock	20200	MP Holstein	15773	TL Jones	13146

Most Wickets (Career):

TB Burt	754	E Mulcock	523	MB Poore	426
DM Sandman	737	KI Ferries	479	BJ Langrope	372
AJ Nuttall	609	MP Holstein	469	LT Watson	356
MW Priest	528	MPF Davidson	459	SJ Cunis	311

Most Five Wicket Innings Hauls:

DM Sandman	75	E Mulcock	28	TL Jones	20
TB Burt	39	KI Ferries	20		

Most Ten Wicket Match Hauls:

DM Sandman	11	TL Jones	5
TB Burt	7	E Mulcock	5

Most Wickets in a Season:

DM Sandman	84	1910/11	TL Jones	53	1964/65
DM Sandman	76	1912/13	MP Holstein	53	2020/21
TL Jones	70	1958/59	KI Ferries	50	1973/74
E Mulcock	65	1936/37	LT Watson	50	1981/82
MPF Davidson	58	2013/14	MW Priest	50	1985/86
JH Tapper	58	2015/16	HMR Richards	50	1987/88
GE Charles	56	1991/92	MP Holstein	50	2018/19
MPF Davidson	56	2006/07	MP Holstein	50	2019/20
AJ Nuttall	54	1980/81	JH Tapper	50	2019/20
LC Sparks	54	1983/84			

Most Wickets in a Match:

E Mulcock	15	v Lancaster Park	1936/37
E Mulcock	15	v Lancaster Park	1939/40
MPF Davidson	13	v Old Boys Collegians	2011/12

Best Innings Bowling Figures:

BJ Harrison	9-12	1986/87	LT Watson	8-31	1978/79
MPF Davidson	9-58	2011/12	NE Francis	8-32	1981/82
CS Martin	8-29	1997/98	LT Watson	8-57	1980/81

Most Catches as a Fielder (Career):

GB Smith	161	AJ Nuttall	117	MC Bremner	100
BJ Langrope	154	GJ Dawson	109	NE Francis	100
JPD O'Gorman	146	GR Lucas	103	FP O'Brien	98
MW Priest	135	MP Holstein	102	BZ Harris	95

Most Wicket-keeping Dismissals (Career):

AF Johnstone	726 (644c 82st)	LR Brunton	146 (74c 72st)
PD Rutledge	403 (298c 105st)	GA Howell	92 (74c 18st)
JC Thompson	159 (129c 30st)	LA Smith	77 (60c 17st)
SC Guillen	148 (108c 40st)		

Most Wicket-keeping Dismissals in a Season:

AF Johnstone	51	2018/19	AF Johnstone	38	2019/20
PD Rutledge	47	1984/85	PD Rutledge	37	1985/86
AF Johnstone	46	2012/13	PD Rutledge	37	1986/87
AF Johnstone	43	2006/07	PD Rutledge	37	1987/88
AF Johnstone	41	2004/05	AF Johnstone	37	2002/03
AF Johnstone	41	2005/06	AF Johnstone	37	2020/21
AF Johnstone	41	2009/10	AF Johnstone	36	2003/04
AF Johnstone	40	2007/08	PD Rutledge	34	1992/93
AF Johnstone	39	2011/12	AF Johnstone	32	2015/16
AF Johnstone	39	2014/15	AF Johnstone	31	2008/09
AF Johnstone	38	2013/14	AF Johnstone	31	2017/18

Most Wicket-keeping Dismissals in a Match:

PD Rutledge	9 (7c 2st)	v East Shirley	1982/83
JC Thompson	7 (4c 3st)	v Old Collegians	1972/73
AF Johnstone	7 (7c)	v Lancaster Park Woolston	2006/07
AF Johnstone	7 (6c 1st)	v Riccarton	2019/20

Most Wicket-keeping Dismissals in an Innings:

LR Brunton	6 (3c 3st)	v Sydenham	1926/27
TJF Hayden	6 (6c)	v High School Old Boys	1957/58
PD Rutledge	6 (6c)	v Riccarton	1988/89
RJ Cain	6 (6c)	v Riccarton	1989/90
AF Johnstone	6 (6c)	v Lancaster Park Woolston	2006/07

Highest Total by St Albans:

513	v West Christchurch	1948/49
-----	---------------------	---------

Lowest Total by St Albans:

41	v Marist	1985/86
----	----------	---------

Premier Women's Records

(two-day, one-day and Twenty20 matches combined)

Most Matches:

A McKenna	330	SL Illingworth	168	CA Campbell	123
P Blackler	322	AE Satterthwaite	168	N Wilson	120
VL Burt	246	BJ Legg	165	BH McNeill	119
KL Gilray	222	SK Burke	155	KA Craig	116
HM Steere	222	DA McGregor	150	A Morris	110
KE Bond	189	KM Morris	146	LMM Tahuhu	110
SM Frahm	184	NB Cox	132	RC Milburn	108
MA Francis	176	HJ Rae	129	S Burrows	103

Most Runs (Career):

P Blackler	14158	N Wilson	5290	SM Frahm	4271
A McKenna	11923	JE Stead	4989	DA McGregor	4055
VL Burt	7908	SL Illingworth	4799	BJ Legg	3538
HM Steere	7111	AE Satterthwaite	4713	RC Milburn	2796
KE Bond	6020	KL Gilray	4320	NB Cox	2743

Most Centuries (Career):

N Wilson	10	SM Frahm	5	BJ Legg	2
P Blackler	9	NB Cox	4	VL Burt	2
AE Satterthwaite	9	JA Lawler	3	TMM Newton	2
SL Illingworth	6	JE Stead	3		
A McKenna	6	RC Milburn	3		

Most Fifties (Career):

A McKenna	77	DA McGregor	22	NB Cox	16
P Blackler	42	AE Satterthwaite	21	SM Frahm	15
VL Burt	38	KL Gilray	19	JE Stead	15
KE Bond	35	SL Illingworth	16		
N Wilson	34	BJ Legg	16		

Most Runs in a Season:

P Blackler	900	1951/52	P Blackler	734	1955/56
N Payne	883	1996/97	SL Illingworth	728	1993/94
JA Lawler	872	1997/98	AE Satterthwaite	711	2014/15
VL Burt	821	1984/85	RC Milburn	704	2003/04
N Payne	815	2002/03	NB Cox	699	2020/21
KE Bond	806	1992/93	P Blackler	691	1953/54
N Payne	794	1998/99	SM Frahm	679	1995/96
N Payne	770	1997/98	KE Bond	672	1991/92
A McKenna	736	1982/83	AE Satterthwaite	640	2008/09

Highest Individual Scores:

P Blackler	213*	1956/57	N Payne	151	1997/98
N Payne	181*	2002/03	VL Burt	148*	1982/83
P Blackler	180	1958/59	BJ Legg	148	1987/88
AE Satterthwaite	180	2014/15	AC Boyce	145	2010/11
AE Satterthwaite	176	2014/15	N Payne	143*	2000/01
AE Satterthwaite	167	2010/11	N Payne	142	1998/99

Most Wickets (Career):

P Blackler	1172	SK Burke	249	HJ Rae	152
KL Gilray	467	T Reid	182	KM Morris	145
CA Campbell	311	BH McNeill	180	A Morris	133
BJ Legg	276	AE Satterthwaite	175	JA Russell	114
A McKenna	258	KE Bond	174	N Glubb	111
VL Burt	249	JL Geary	156	N Wilson	111

Most Wickets in a Season:

P Blackler	85	1953/54	JL Geary	40	1997/98
P Blackler	68	1954/55	CJ Moffat	39	1997/98
CA Campbell	52	1986/87	SJ Rattray	37	1975/76
CA Campbell	47	1988/89	SA Harris	34	1976/77
SJ Rattray	43	1976/77	JA Russell	34	1994/95
CA Campbell	41	1983/84	JL Geary	34	1996/97
CA Campbell	40	1985/86			

Best Innings Bowling Figures:

JA Russell	8-31	1994/95	CA Campbell	7-25	1983/84
KM Sims	7-16	2019/20	GES Sullivan	6-3	2019/20
CA Campbell	7-17	1988/89	A McKenna	6-5	1979/80
TL Woodbury	7-23	1992/93	CA Campbell	6-9	1985/86

Most Wicket-keeping Dismissals (Career):

MA Francis	171	RC Milburn	99	J Stevens	52
SL Illingworth	150	JE Stead	81		
SM Frahm	113	T Baker	76		

Highest Any Wicket Partnership:

245*	3rd	N Payne (125*) & JA Lawler (99*)	v South Canterbury	1997/98
245	2nd	N Payne (143*) & BH McNeill (94)	v Sydenham	2001/02
244*	1st	VL Burt (148*) & A McKenna (88*)	v Lancaster Park	1982/83
219	2nd	AE Satterthwaite (167) & AC Boyce (145)	v LPW-Sydenham	2010/11
215	2nd	GE Edge (94*) & NB Cox (138)	v North West	2020/21
209	1st	JE Stead (86*) & P Blackler (114*)	v St Albans II	1962/63

Highest Totals by St Albans:

431/6	v LPW-Sydenham	2010/11	358/3	v Lancaster Park	1997/98
378/6	v OB Collegians	2014/15	353/7	v Sydenham	1995/96
377/4	v Sydenham	2000/01	353/9	v Lancaster Park	1997/98
366/4	v LP Woolston	2014/15	351/6	v East Shirley	2000/01

Highest Totals against St Albans:

347/7	by Old Boys Colls	2017/18	326/4	by East Shirley	2009/10
339/3	by East Shirley	2008/09	318/5	by OBC-Country	2006/07
332/8	by LP-East Shirley	2016/17	299/3	by Sydenham	1982/83

Lowest Totals by St Albans:

4	v Technical	1964/65	8	v Mai Moa	1958/59
---	-------------	---------	---	-----------	---------

Lowest Totals against St Albans:

3	by Marama	1952/53	9	by Sydenham	2019/20
7	by Hagley	1969/70			

Historical Register of the Club Executive

Life Members:

1918	T W Reese*
1919	C S Thompson*
1922	J Jackman*
1923	F C Raphael*
1936	W Simpson*
1947	R H North*
1950	C G Crawford*
1952	T A Tucker*
1963	C F Collins*
1969	R R A McLauchlan*
1976	I D Dempsey
1977	Mrs H M Steere*
1978	Miss A J Malins (Mrs A J Mitchell)
1979	R Johnson*
1979	R D J Mather
1989	A G Jamieson
1995	S J D Cox
1999	E W Horne
1999	L N Serra
2003	G J Curgenven
2014	J Z Harris
2020	S A Mason

* deceased

President:

1905-1906	A E G Rhodes
1906-1907	H D Carter
1907-1909	G Palmer
1909-1923	F C Raphael
1923-1925	R Graham
1925-1930	J S Barrett
1930-1946	C S Thompson
1946-1956	C G Crawford
1956-1959	T A Tucker
1959-1961	T B Burt
1961-1963	C F Collins
1963-1966	R R A McLauchlan
1966-1969	R W Peers
1969-1971	J Z Harris
1971-1975	I D Dempsey
1975-1978	R D J Mather
1978-1980	P B Guerin
1980-2017	A G Jamieson
2017-	G J Curgenven

Patron:

1946-1963	C G Thompson
1963-1970	C G Crawford
1970-1975	T A Tucker
1975-1980	C F Collins
1980-1986	R R A McLauchlan
1986-1989	R C Webb
1989-1994	R W Peers
1994-2014	J Z Harris
2014-2017	R D J Mather
2017-2020	I D Dempsey
2020-	Ms S L Illingworth

Treasurer:

1905-1906	P O'Brien
1906-1914	J Jackman
1914-1919	C S Thompson
1919-1920	J Reid
1920-1922	C S Thompson
1922-1923	C S Harrison
1923-1926	A Wright
1926-1929	S W Hickmott
1929-1930	L C Smart
1930-1939	T R Pope
1939-1942	T A Tucker
1942-1944	N S H McCann
1944-1945	J Smith
1945-1952	J Child
1952-1953	N S H McCann
1953-1955	M C Stonyer
1955-1958	R J Findlay
1958-1959	S Heymann
1959-1961	R D Wear
1961-1968	B S Todd
1968-1969	D Kelly
1969-1971	J W Burt
1971-1972	K J Yardley
1972-1973	J C Thompson
1973-1975	L R Earney
1975-1979	L J Blatchford
1979-1980	K J Yardley
1980-1982	B J Reddington
1982-1984	G N Cowles
1984-2015	L N Serra
2015-2017	D L Perry
2017-2019	B A Smith
2019-2020	N M Blue
2020-	G J Curgenven

Historical Register of the Club Executive

Secretary:

1905-1906	J Jackman
1906-1908	C W Allard
1908-1909	L G Blackwell
1909-1913	J Reid
1913-1915	V M Edgar
1915-1919	C S Thompson
1919-1920	J Reid
1920-1921	L R Brunton
1921-1926	C S Harrison
1926-1930	S W Hickmott
1930-1939	T R Pope
1939-1942	T A Tucker
1942-1944	N S H McCann
1944-1945	J Smith
1945-1946	R G Condliffe
1946-1953	C F Collins
1953-1955	C McKenzie
1955-1956	R I Stark
1956-1960	R W Peers
1960-1961	V C B Robinson
1961-1963	R D Wear
1963-1965	A H Turner
1965-1967	M R England
1967-1971	L R Earney
1971-1972	R D J Mather
1972-1973	A J Bull
1973-1976	E P West
1976-1979	K J Yardley
1979-1981	A C Graves
1981-1983	E P West
1983-1985	G F G Gambles
1985-1986	S Shelton
1986-1999	E W Horne
1999-2005	L D Stewart
2005-2006	G E Penlington
2006-2008	K L Cunis
2008-	S A Mason

Men's Club Captain:


1905-1906	T W Reese
1906-1908	R Vincent
1908-1909	J Reid
1909-1912	A H Noall
1912-1914	H Matson
1914-1916	H A Bishop
1916-1919	C Webster
1919-1921	C S Thompson
1921-1923	L R Brunton
1923-1945	R H North
1945-1946	C G Crawford
1946-1948	J Smith
1948-1950	R G Knowles
1950-1951	R R A McLauchlan
1951-1952	M B Poore
1952-1953	H L Langley
1953-1955	R Kerr
1955-1956	I D Dempsey
1956-1961	P G Z Harris
1961-1962	A R Taylor
1962-1965	J Z Harris
1965-1968	R D J Mather
1968-1971	A L Fleete
1971-1972	S Murdoch
1972-1973	J A Harrison
1973-1980	A G Jamieson
1980-1982	R W Moore
1982-1983	J W Durning
1983-1985	E P West
1985-1987	R H Shelton
1987-1989	M J Anderson
1989-1992	G J McCarthy
1992-1995	G J Curgenven
1995-1997	T Falloon
1997-1999	C S J Cowper
1999-2000	S T Knox
2000-2002	I E Smith
2002-2006	A J Falloon
2006-2009	D E Pettet
2009-2010	G P Flavell
2010-2011	A F Johnstone
2011-2013	D E Pettet
2013-2016	D D Johnston
2016-2018	C A M Gibbens
2018-2019	K W Pagan
2019-	W T Southby

Women's Club Captain:

1972-1979	S Chamberlain
1979-1982	V L Burt
1982-1983	J McRobie
1983-1984	J Sargent
1984-1985	M Nijland
1985-1986	T McNamara
1986-1989	T Brownlee
1989-1990	K E Bond
1990-1992	L K McMeeking
1992-1995	S R Day
1995-1997	L D Stewart
1997-1998	J L Geary
1998-2000	J K Jamieson
2000-2002	E M Saunders
2002-2005	K M Houliston
2005-2009	N Wilson
2009-2010	S K Helmore
2010-2011	A G Jamieson
2011-2012	N M Blue
2012-2016	B J van Beurten
2016-2019	R H Thomas
2019-	B J van Beurten

TREASURER'S REPORT

Pages	Contents
109	Treasurer's Report
110-111	Statement of Financial Performance
112	Statement of Movements in Equity and Statement of Financial Position
113	Notes to the Financial Statements
114	Review Report



Treasurer's Report

The accounts presented to members recorded a surplus of \$8,152 for the 2020/21 season. This compares favourably to the previous season's deficit of \$597. The surplus is the result of increased revenue across the board but significantly sponsorship, subscription and bar sale revenue streams. Along with reduced expenses for coaching and general expenses among others, these all contributed to a successful year.

The positive results are directly attributed to the efforts of the club as a whole but specifically the members contributing to fundraising, grant applications, sponsorship negotiations and the collection of player subscriptions. These are all aspects of the club function that recognition is often neither sort nor received.

The support of the bar is especially significant given this is effectively the heartbeat of the club. It should be encouraged for all members to frequent the clubrooms on a regular basis where possible as well as supporting the club's sponsors as much as possible. The sponsors are a vital part of making this club exist and their support continues to be invaluable.

The position of the club at year end also illustrates the strength of the club with net assets increasing to \$84,053 compared to \$74,769 at previous year end. The balance sheet reports a liquidity ratio of 19.26 (current assets of \$47,498 compared to current liabilities of \$2,466) compared to 8.19 the previous year. This effectively means the club can pay its immediate debts 19 times over, a fantastic position to be in.

Property, plant and equipment continue to reduce at the rate of depreciation with no significant asset purchases in the year. The pavilion as usual forms the bulk of the assets with a closing book value of \$36,653.

Bruce Harris again provided his time to perform the auditing function for the club and once again, we thank Bruce for providing an invaluable service for the club.

Finally, a note that I intend to stand down as Treasurer and this will be my final report. I wish the club well for the future and am confident the club I leave the finances in good stead and in a better position going forward.

Graham Curgenvan
TREASURER

Statement of Financial Performance

for the year ended 31 May 2021

2020	INCOME	2021
	INCOME FROM BAR TRADING	
\$22,510	Sales from Bar	\$27,910
	less: Cost of Goods Sold	
\$909	Opening stock	\$2,403
\$11,858	Purchases	\$12,739
<u>(\$2,403)</u>	Closing stock	<u>(\$2,685)</u>
<u>\$10,363</u>	Cost of Goods Sold	<u>\$12,457</u>
\$12,147	Surplus from Bar Trading	\$15,452
	INCOME FROM CLUB MEMBERS	
<u>\$17,278</u>	Subscriptions	<u>\$21,850</u>
\$17,278		\$21,850
	EXTERNAL FUNDRAISING	
\$2,394	Fundraising	\$1,319
\$17,383	Gaming machine donations	-
\$2,750	Sponsorship	\$9,750
\$2,700	Grants - CCA/CMCA	\$9,515
\$10,916	Grants - other	\$7,711
-	Coaching	\$420
\$11,078	Pavilion hire	\$12,431
\$152	Interest received	\$48
<u>-</u>	Sundry revenue	<u>\$3,487</u>
\$47,373		\$44,681
<u>\$76,798</u>	TOTAL INCOME FOR YEAR	<u>\$81,983</u>

These financial statements are to be read in conjunction with the Notes to the Financial statements

Statement of Financial Performance

for the year ended 31 May 2021

2020	EXPENSES	2021
	PLAYING EXPENSES	
\$9,341	Material costs - gear & balls	\$23,700
\$4,087	Material costs - clothing	\$2,930
\$7,487	Ground rentals	\$6,868
\$600	Practise wickets & pre-season training	\$1,591
\$4,607	Fees and levies	\$1,100
<u>\$27,107</u>	Coaching	<u>\$14,900</u>
\$53,229		\$51,089
	PAVILION EXPENSES	
\$3,471	Insurance	\$3,895
-	Cleaning	\$645
\$2,932	Heat, light and power	\$1,953
\$2,624	Repairs and maintenance	\$3,865
\$3	Interest & bank fees	\$832
-	Security expenses	\$510
\$982	Telephone	\$1,086
\$2,874	Depreciation on pavilion	\$2,866
<u>\$111</u>	Depreciation on furniture and plant	<u>\$54</u>
\$12,997		\$15,705
	ADMINISTRATIVE EXPENSES	
\$1,814	Postage, stationery and reports	\$477
\$160	Advertising	\$160
\$6,484	General expenses	\$1,596
-	Motor vehicle expenses	\$334
\$1,331	Presentations and awards	\$812
\$1,250	Audit fee (Note 3)	\$1,250
-	Subscriptions - Xero & EFTPOS	\$565
-	Website expenses	\$1,260
<u>\$130</u>	Club socials	<u>\$583</u>
\$11,169		\$7,037
<u>\$77,395</u>	TOTAL EXPENSES FOR YEAR	<u>\$73,831</u>
<u>(\$597)</u>	SURPLUS (DEFICIT) FOR YEAR	<u>\$8,152</u>

These financial statements are to be read in conjunction with the Notes to the Financial statements

Statement of Movements in Equity for the year ended 31 May 2021

2020	ACCUMULATED FUNDS	2021
\$75,366	Balance at beginning of the year	\$74,768
(\$597)	Net surplus (deficit) for year	\$8,152
-	Debenture adjustment	\$1,133
<u>\$74,769</u>	Equity at end of the year	<u>\$84,053</u>

Statement of Financial Position as at 31 May 2021

2020	CURRENT ASSETS	2021
\$13,515	Westpac - Cheque account (Note 1)	\$15,218
\$2,706	Westpac - 125th Jubilee fund	\$2,707
\$129	Westpac - Online saver	\$129
\$2,457	Westpac - Bonus saver (1)	\$2,703
\$9,184	Westpac - Bonus saver (2)	\$9,452
\$897	Accounts receivable	\$8,091
-	Sundry debtor	\$2,551
\$1,328	Subscriptions in arrears	-
\$2,403	Stock on hand - bar supplies	\$2,685
<u>\$4,771</u>	Stock on hand - balls	<u>\$3,961</u>
\$37,391		\$47,498
	PROPERTY, PLANT and EQUIPMENT	
\$2,368	Nets	\$2,368
\$39,034	Pavilion (Note 2)	\$36,169
<u>\$538</u>	Furniture and plant (Note 2)	<u>\$484</u>
\$41,940		\$39,021
<u>\$79,331</u>	TOTAL ASSETS	<u>\$86,519</u>
	CURRENT LIABILITIES	
\$2,571	Accounts payable	\$750
\$1,133	Debentures	-
\$501	Accrued interest	-
<u>\$357</u>	GST payable	<u>\$1,716</u>
\$4,562		\$2,466
<u>\$74,769</u>	NET ASSETS	<u>\$84,053</u>

Signed on behalf of Executive Committee

Date signed 12 August 2021


President


Treasurer

These financial statements are to be read in conjunction with the Notes to the Financial Statements

Notes to the Financial Statements

for the year ended 31 May 2021

Note 1 - Statement of Accounting Policies

St Albans Cricket Club is a non-profit organisation. The financial statements are general purpose and prepared in accordance with generally accepted accounting practice.

Unless otherwise stated the accounting principles recognised as appropriate for the measurement and reporting of earnings and financial position on a historical cost basis have been followed.

The entity qualifies for differential reporting because the Club meets the framework for differential reporting as the Club is not publicly accountable and is small. The club has taken advantage of all differential reporting exemptions.

Changes in accounting policies: There have been no changes in accounting policies which have been applied on bases consistent with those used in previous years.

The following specific accounting policies which materially affect the measurement of financial performance and financial position have been applied:

Accounts Receivable are stated at their estimated realisable value. Debts which are considered uncollectible are written off. There is no other provision for doubtful debts.
Stock on Hand - Bar Supplies has been valued at lower of cost or net realisable value.
Stock on Hand - Balls has been valued at lower of cost or net realisable value.
Equipment on Hand has been valued by the Committee.

Sponsorship: Sponsorship for services rendered to the club are accounted for as revenue and expense at values approximating the cost of the service provided.

Property, Plant and Equipment are stated at cost less accumulated depreciation. Depreciation has been calculated using the rates shown in the Property, Plant and Equipment Schedule (Note 2). Material, Nets and Junior Material have not been depreciated as the committee charges all repairs, maintenance and replacements to expenses.

A mortgage security over the pavilion is held by Westpac Banking Corporation. At 31 May 2021 there were no advances drawn against this security (2020 - nil).

Related Party transactions: The Committee are also members of the Club and pay subscriptions on the same basis as other members. Services provided have been supplied on normal commercial terms.

Note 2 - Property, Plant and Equipment

As at 31 May 2021	Cost	Accum. Deprec.	Deprec. Rate	Last Year Book Val	This Year Book Val
Pavilion	\$95,545	\$59,376	3%	\$39,035	\$36,169
Motor Vehicle	\$3,477	\$3,477	33%	\$0	\$0
Furniture and Plant	\$39,234	\$38,750	10% & 33.3%	\$538	\$484
Total Fixed Assets	\$138,256	\$101,603		\$39,573	\$36,653

As at 31 May 2020	Cost	Accum. Deprec.	Deprec. Rate	Last Year Book Val	This Year Book Val
Pavilion	\$95,545	\$56,510	3%	\$41,909	\$39,035
Motor Vehicle	\$3,477	\$3,477	33%	\$0	\$0
Furniture and Plant	\$39,234	\$38,696	10% & 33.3%	\$649	\$538
Total Fixed Assets	\$138,256	\$98,683		\$42,558	\$39,573

Note 3 - Sponsorships

The sponsorship of \$1,250 (2020 - \$1,250), is in respect of audit fees.

Note 4 - Capital Commitments

There were no capital commitments at balance date (2020 - nil).

Note 5 - Contingent Liabilities

There were no contingent liabilities at balance date (2020 - nil).

Note 6 - Bank Overdraft Facility

In May 2010 the club obtained a \$5,000 unsecured bank overdraft facility from Westpac.

Review Report

The Members of the St Albans Cricket Club

I have reviewed the financial statements of St Albans Cricket Club on pages 110 to 113. The financial statements provide information about the past financial performance of the Club and its financial position as at 31 May 2021. This information is stated in accordance with the accounting policies set out in the Clubs annual financial statements on page 113.

Executive Committee's responsibilities

The Executive Committee is responsible for the preparation of financial statements which comply with generally accepted accounting practice in New Zealand and which present fairly the financial position of the Club as at 31 May 2021 and the results of its operations for the year ended on that date.

Reviewer's responsibilities

I am responsible for reviewing the interim financial statements presented by the Executive Committee in order to report to you whether, in my opinion and on the basis of the procedures performed by me, anything has come to my attention that would indicate that the financial statements do not present fairly the matters to which they relate.

Basis of Statement

A review is limited primarily to enquiries of personnel and analytical review procedures applied to financial data and thus providing less assurance than an audit. I have not performed an audit and, accordingly do not express an audit opinion.


I have reviewed the financial statements of the club for the year ended 31 May 2021 in accordance with the Review Engagement Standards issued by the New Zealand Institute of Chartered Accountants. These standards require that we plan and perform the review to obtain moderate assurance as to whether the statements are free from material misstatement whether caused by fraud or error. I also evaluate the overall adequacy of the presentation of information in the financial statements.

Other than my capacity as a reviewer, I have no relationship or interest in the Club.

Statement of review findings

Based on my review nothing has come to my attention that causes me to believe that the accompanying financial statements, set out on pages 110 to 113, do not fairly present the financial position of the Club as at 31 May 2021 and its financial performance for the year ended on that date in accordance with generally accepted accounting practice in New Zealand.

My review was completed on the 26 June 2021 and my findings are expressed as at that date.



Bruce Harris
Chartered Accountant
Christchurch



The St Albans Cricket Club
would like to thank and acknowledge the following organisations
and businesses for their support during the 2020-2021 season...

THE
Bealey
ALE AND STEAK HOUSE



MOON
UNDER
WATER



nvplay



MAINLAND
FOUNDATION
Proud to Support Our Community



CANTERBURY WEST COAST
AIR RESCUE TRUST



Becoming an umpire

COULD BE **THE BEST**
DECISION YOU'VE EVER MADE

UMPIRE'S
SIGNALS
(UNOFFICIAL)



I'LL GIVE 5 TO 1
THAT THIS BATSMAN
WILL NOT LAST FOR
ONE OVER.

I ALSO WAS A WOLF CUB
BUT I CAN NO LONGER ASSIST
YOU TO REMAIN AT YOUR
CREASE NOW THAT YOUR
REMAINING WICKET IS
IN FRAGMENTS.



DURING THE TEA
INTERVAL IN THE
PAVILION WE ARE
TO BE ENTERTAINED
BY A FAN DANCER.

I AM HOPING TO
HITCH A LIFT AFTER
THE GAME IS OVER.



GOOD LORDS! IT
BOUNCED FIVE TIMES
AND HE MISSED IT.

Your first decision is to visit:

www.crcua.co.nz