


# St Albans Cricket Club



## ANNUAL REPORT

and Financial Statement for 2021 - 2022



*Aerial view of  
the revamped  
Hagley Oval  
with St Albans  
Cricket Club  
pavillion,  
top left.*



**St Albans Cricket Club**

Notice is hereby given that the

# **118th Annual General Meeting**

of the St Albans Cricket Club Inc.  
at the St Albans Cricket Club pavilion, Hagley Oval,  
South Hagley Park, Riccarton Avenue, Christchurch

on

**Monday, 29 August 2022 at 7pm**

**Business:**

1. To receive the Minutes of the 2021 Annual General Meeting;
2. To consider and adopt the 2021/22 Annual Report and Accounts;
3. Election of Officers and Management Committee for the 2022/23 season;
4. Notice of Motion

That the club levy the following levels of subscriptions (GST inclusive) for the 2022/23 season, namely:

- a) *Adult Men:*  
\$320 to be paid by 30 November 2022;
- b) *Adult Women:*  
\$250 to be paid by 30 November 2022;
- c) *Adult Afternoon Grade:*  
\$290 to be paid by 30 November 2022;
- d) *Adult Twenty20:*  
\$150 to be paid by 30 November 2022;

- e) *Full-time Tertiary Students:*  
\$250 to be paid by 30 November 2022;
- f) *Secondary School Pupils:*  
\$180 to be paid by 30 November 2022;
- g) *Year 1-4 Juniors:*  
\$60 to be paid by 30 November 2022;
- h) *Year 5-6 Juniors:*  
\$100 to be paid by 30 November 2022;
- i) *Year 7-8 Juniors:*  
\$120 to be paid by 30 November 2022;
- j) *Non-playing Member:*  
\$75 per year.

5. General Business.

Members are reminded to resign (in writing) before the date of the AGM, to ensure that no subscription payment is due for the 2022/23 season, in the event of any member deciding not to play or transferring to another club, or moving out of the city.

Scott Mason  
Honorary Secretary  
PO Box 1919  
CHRISTCHURCH

**Pavilion:** Hagley Oval, South Hagley Park, Riccarton Ave,  
Christchurch, New Zealand. Phone: (03) 366 4905.  
**Secretary:** PO Box 1919, Christchurch 1, New Zealand.  
**E-mail:** [play@stalbanscricket.co.nz](mailto:play@stalbanscricket.co.nz)  
**Web:** <http://www.stalbanscricket.co.nz>

## **2021/22 Officers**

---

### **Patron:**

Ms S L Illingworth

### **Life Members:**

Messrs I D Dempsey, R D J Mather,  
A G Jamieson, S J D Cox, L N Serra,  
G J Curgenvin, J Z Harris, S A Mason,  
Mrs A J Mitchell and Mrs E W Horne

### **Honorary Auditor:**

Bruce G Harris, C.A.

### **President:**

Mr G P Flavell

### **Chairman:**

Mr C A M Gibbens

*(co-opted & replaced Mr G P  
Flavell on July 6, 2022)*

### **Men's Club Captain:**

Mr W T Southby

### **Women's Club Captain:**

Mr B J van Beurten

### **Secretary:**

Mr S A Mason

### **Treasurer:**

Mr R W Young

### **Junior Convener:**

Mrs P L Davis

### **IT Manager:**

Mr D E Pettet

### **Bar Manager:**

Mr R L Carrigan

### **Management Committee:**

Messrs M J Aspinall (co-opted January 31, 2022),  
M D Davis, G W Devine, M R Griffin,  
M P Holstein (withdrawn April 12, 2022),  
S R Kearns (co-opted January 31, 2022),  
P J Mayell, K W Pagan, B A Smith and  
Ms P van Beurten (withdrawn January 31, 2022)

## Obituary

---

### **JOHN WILLIAM FRANCIS KIDDEY (July 5, 1929 - November 13, 2021)**

Jack Kiddey was an all-rounder of varying degrees throughout his career and an especially fine slip fielder. A brisk left-arm in-swinging, he could also get it to move the other way as well as extract good bounce and an extra couple of yards of pace when he wanted to.

Known for his accuracy, stamina and knack of creating game-changing moments out of thin air, he conceded a parsimonious 2.1 runs per over across more than 45,000 deliveries at club and first-class level.

He first joined St Albans in 1947 as a 17-year-old and impressed immediately with both bat and ball in our Second Grade A (now Championship) side.

It was in the middle of the following season he made his Premier debut. During only his second game, he evoked the spirit of England's Bill Voce of a decade earlier (or perhaps more accurately, that of Neil Wagner half a century later), by employing a spell of leg-theory which caused equal measures of discomfort for the batsmen and his own fielders perched close by behind square.

He finished with 15 wickets at 23.20 in his rookie senior season. The following year he was selected in the Canterbury Under-20 Brabins Shield side. Subsequently picked for a Canterbury XI in 1950, it would however be a further six years before he played a first-class match.

Kiddey played irregularly and mostly as a batsman in his first four years due to the rich cast of representative players available at the time. The likes of Tom Burt, Matt Poore, Graeme Coull, Don Stark, Zin Harris and Bill Bell, between them took the lion's share of overs in an often spin-heavy attack.

It was in this time he developed his batting, in particular his footwork against spin. He was always eager to play a full array of attacking strokes, with particular fondness for the hook and cut shots and a hockey-influenced 'shovel drive'.

The best of his four senior fifties for Saints was 92 out of a total of 407 in the final-round game against second-placed Old Boys in 1950, a performance that set Saints up to claim their first senior title in 24 years.

He left Christchurch for the West Coast for three years, but upon his return in the St Albans golden jubilee season of 1954/55 they promptly won the senior title again.

However, he still yearned for a greater bowling workload to fully express his all-round talents, so moved to the Riccarton club in 1956 and it was they who truly saw the best of him. He made his only senior ton in his first season with the new club - at the expense of his old one - scoring a masterful 224 in little over three hours on Hagley Oval.


Though he stepped back from first grade in 1972 to become a menace to lower-grade batsmen instead, his senior career would later make it into a fifth decade when he filled in during the 1980/81 season, taking six wickets at the age of 51.

In his 29 appearances for St Albans he scored 752 runs at 22.12 and took 42 wickets at 23.79. His relentlessly accurate bowling accrued 864 victims all-up, the third highest tally in Christchurch club cricket. He took 52 five-wicket bags in 205 matches.

In his eight-year first-class career for Canterbury he took 141 wickets at 20.17 in 44 matches, including a best of 7-24 against Northern Districts in 1960/61. By all accounts he came very close to making the Black Caps touring party to South Africa later that year.

A talented sportsman, he played hockey for Canterbury and New Zealand in the 1950s also. He later became a Canterbury cricket selector.

Up until his passing he was one of only three known remaining senior cricketers for St Albans who played in the 1940s. He is survived by Betty, his wife of 70 years, and sons Martin and Grant.



## **President and Chairman's Report**

---

They say that cricket is a great leveller and so that was proven this season. After a perfect summer of play last season and the trophy cabinet full, again weather, Covid and player numbers played their part and raised their ugly head.

While the club was tracking well at Christmas with some minor challenges ahead, it certainly was the season of two halves. Covid and weather were enough of a challenge with the Premier men's one-day competition basically a washout but also Covid added the extra pressure of not only players being unavailable at late notice, but also staff and personnel to prepare wickets and administer the game. This affected every adult and junior grade.

A huge thank you to the group that dug deep and worked through this period making all efforts to get players on the field. With numerous changes on the committee this year, I believe last season may have taken its toll on some.

Despite these challenges the club surpassed last year's membership with the highest increase in numbers for over a decade. We welcomed many new players and as well as returning ones along with new administrators as well.

Growth was not only seen in the juniors but also the increasing popularity of competitions for veteran players, with national and international tournaments for over-40s and over-50s seeing players re-join the game. For the second season in a row a new team entered the President's grade making the number the highest seen in the grade for decades.

The disrupted season still held great interest on the last day, with many members watching on at the Hagley Nursery ground as the Premier men took out the two-day title with only a handful of overs to go; a fitting finale to what was a long season on and off the field.

While we did struggle for numbers in certain teams, there were again some stand-out performances with title wins for four different sides: Premier men (two-day and Twenty20), Super Swingers (Cavaliers T20), Premier women (Kirsty Bond Series) and Social T20 women (Sue Brown Series). The Cavaliers result was notable for being an all-Saints affair, with credit to the Fozzies for finishing a close second on a brilliant final day. Our Chairman's Cup XI Lions also made the final for the first time. Congratulations to all sides.

Great team performances were built on the foundation of fine individual efforts and a number of players were rewarded with higher honours this season. Amy Satterthwaite and Lea Tahuu again represented Saints on the international stage, though were

unceremoniously dropped from the NZC contract list after the disappointing White Ferns World Cup campaign. Amy announced her retirement from international cricket immediately thereafter, bringing a wonderful career to a premature end after 15 years at the top, including a brief period as the No. 1 women's ODI batsman in the world. Thankfully, Lea received a reprieve on the eve of the Commonwealth Games, earning a call-up as an injury replacement and promptly went on to collect a bronze medal. Other Saints representative players are listed later in this report.

These results were not only attributed to the performance on the field but the commitment and planning off it. Again we were excellently supported in that field with Fred Anderson, Kirsty Bond and Greg Dawson taking the reins with the adult sides and Trish Davis and her team of coaches in the junior section.

As much as any the struggles were felt by these guys with the players that were available along with those of the club captains (Barry van Beurten and Will Southby) by getting the numbers to play. A huge thank you has to go out to all of you for the great work you did.

Always a challenge is the finances of the club as it has become more and more of a task to achieve positive growth with playing numbers while balancing the budget at the same time. With that in mind we have to report a small loss of \$2530.

We have managed to complete one of our major projects set out three years ago, with all of our teams now fitted out in consistent St Albans colours and branding. On top of this additional equipment has been acquired as we look to enhance our training and match-day setups.

Again we were ably supported financially by our sponsors and partners. Kookaburra New Zealand/Australia, Moon Under Water, Denny's Thirsty Liquor, Sporting Edge and the continued excellent support by The Bealey Ale House and Maharaja Indian Restaurant. The support given by all of these people was instrumental in our club's success and greatly appreciated.

As I said earlier the tough season has taken its toll on the committee and we have a few vacancies to fill next season: coaching director, Premier men's coach and men's club captain, just to name a few. We will be recruiting strongly over the off-season.

One area we have worked hard on refreshing personnel-wise is our committee, with a number of new, younger faces being seconded during the season. Not least of these is my replacement as chairman, Clem Gibbens. In the latter stages of the winter we have been developing the new working president-chairman relationship and so far it has been an encouragingly smooth transition. Clem has taken the bull by the horns and already has a number of projects in the pipeline.

Next season Will Southby is stepping back from the men's club captain's duties to a general committee role. We also thank Brad Smith for his service, with two of his six seasons on the committee acting as our treasurer.

The committee met on nine occasions (plus one informal meeting which fell short of a quorum) during the year. Attendances and years of service are as follows:

		<b>Meetings</b>	<b>Years</b>
<b>President:</b>	Pierre Flavell	8	13
<b>Chairman:</b>	Clem Gibbens	2/2	3
<b>Secretary:</b>	Scott Mason	9	21
<b>Treasurer:</b>	Rob Young	6	2
<b>Men's Club Captain:</b>	Will Southby	9	3
<b>Women's Club Captain:</b>	Barry van Beurten	6	9
<b>Junior Convener:</b>	Trish Davis	5	2
<b>IT Manager:</b>	Duane Pettet	9	19
<b>Bar Manager:</b>	Richard Carrigan	9	14
<b>Committee:</b>	Murray Griffin	8	17
	Peter Mayell	8	17
	Brad Smith	3	6
	Kris Pagan	8	4
	George Devine	8	3
	Matt Holstein	4/6	3
	Paige van Beurten	2/5	3
	Matthew Davis	4	2
	Matt Aspinall	5/5	1
	Sam Kearns	4/5	1

At the start of the season we had a major loss from the committee, after 29 years our president Graham Curgenvan retired. Graham has been a stalwart of the club since joining 36 seasons ago. He has played not only a huge part as a player with his beloved BBBBs but also put his hand up to help drive and make the club we enjoy today.

During his time on the committee he has held the positions of: men's club captain (1992-95), chairman (1995-98), president (2017-21) and treasurer (2020-21). He was made a life member in 2003 and led the team that rebuilt our pavilion after the great fire of 2008.

Graham is not lost to the club. He is continuing in his 37th season with the President's side and will no doubt be seen back at the clubrooms celebrating after a day's play. A huge thanks from me personally "Daygo", for the support shown to me while chairman for what was sometimes interesting discussions on the direction we should be taking the club. I really have appreciated it.

The social scene was a huge issue for the club. Covid was a small contributor as to why we were kept away from the clubrooms. With the onset of another wave and the decision to keep the international programme running, Hagley Oval became a very attractive option for NZC and the ICC. With no guarantee that we would be able to use the pavilion a decision was made to make it available to host the events out front.

While disappointing that we have struggled to keep the club atmosphere we are famous for, it has ensured a little financial security over the next season. With the unseen and unplanned challenges such as Covid and others it has meant we can enter the upcoming season on a high and benefit each member of the club by having no increase in subscriptions. What it does mean though is that we have some ground to make up and will be making the social side of the club a major priority this summer.

Recruitment is be a huge task during the off-season and we have formed a strong subcommittee to drive this, with Matt Aspinall and Sam Kearns at the head. We will be looking to overseas players and advertising a new initiative supported by Kookaburra New Zealand, giving never-seen-before opportunities to both male and female players.

I would like to take this opportunity to thank our governing bodies and funders for their continued support during the season. Mike Harvey and his team at Christchurch Metro Cricket, while offering some challenges, have also shown great support with the current environment to the club and it is greatly appreciated.

A big thanks to Air Rescue Trust, Christchurch Earthquake Recovery Trust, Mainland Foundation, Pub Charity and New Zealand Community Trust.

With pre-season having started already, and a revised international season ahead to watch from the balcony, plus our own personal goals to achieve, I look forward to seeing you all soon for what will be a great 118th season.

**Pierre Flavell**

## **Men's Club Captain's Report**

---

Welcome to my third and final men's club captain's report. It has been a pleasure to have been given the opportunity to be a part of the committee and help the men's side of the club. I will be stepping back next season to focus on my playing performance.

After all of the disruption that we have experienced due to Covid in the last couple of years it was unsurprising that pre-season training didn't get off to a perfect start with a national lockdown delaying sessions and, once we were back into it, limiting the number of people able to attend.

Pre-season trainings this year were moved to a new location, the Sporting Edge Indoor Centre on Matipo Street. This new location closer to town was a great asset, allowing much better access for people to make it to training. We are looking forward to the Sir Richard Hadlee Sports Centre being available as another great training location right on our doorstep.

After the highs of 2020/21 it was always going to be tough to repeat the dose, but we started in October with a strong contingent of seven men's sides ready to go.

Unfortunately, the weather didn't quite play ball and only the Division 4 and President's sides got underway on October 9. The following weekend had every team that missed week one getting a run instead.

The teams we entered were the same seven that we finished last season with, under mostly the same leadership as before. The only change being Jonathan Hanson (captain) and Kris Pagan (manager) taking over from Jono Hamilton for the Buccaneers. A big thank you to Jono for his leadership over the last seven years. The team wouldn't be in the position it is without you and I hope you can continue to be a part of the setup for a number of years to come.

The morning grade season followed a similar format to previous years, with a run of two-day games until November/December, followed by the Twenty20 competition. This has its final a week before Christmas to ensure the Premier winners have time to complete the Canterbury qualifying series for club nationals in April. The one-day competition runs after New Year, with the final few two-day rounds to close out the season.

In the afternoon grades, the Buccaneers played a round-robin for the entire season. The President's played a full round-robin of 14 games before splitting into top and bottom halves. The Cavaliers teams played two complete round-robins with a final between the top two sides on the last day of the season.

A highly motivated Premier men's side was looking to make their way back to nationals in Auckland after the Cornwall Cricket Club's decision to re-invite the 2019/20 qualifiers to the 2020/21 tournament, meaning that we missed out on attending despite winning the local competition last year.

This year they finished the round-robin fourth but comfortably accounted for Burnside West University in the semi-final, followed by an edge-of-your-seat final win in which Lachie Harper defended six in the final over. Unfortunately, due to the emergence of the Omicron variant of Covid, Canterbury Cricket made the decision to withdraw its entry to nationals, so we missed out yet again (for the third such time in all). Despite this, it was still the first piece of silverware for the club for the season and the fifth all-format title in a row for the Premier men, which is a fantastic achievement. In the other T20 competition the Sabres finished in a three-way tie for third but due to poor Net Run Rate missed out on the finals.

The one-day competition got off to a slow start with the first round rained off on the last playing day before Christmas. That evening was our annual Christmas party where fun was had by all who attended, although the turnout was lower than previous seasons due to the early cancellation of all cricket that day, meaning people had made other plans.

Into the New Year the one-day competition continued with some up-and-down performances by the Premier men and Sabres. The Jaguars continued to find the Division 1 competition tough going after gaining promotion from Division 2 last season. At the end of the round-robin the Premier men finished one point shy of fourth place, while the Sabres again finished in a tie for the final playoff spot, but missed out due to a poor NRR. A disappointing end to two title defences but time to refocus on the red-ball season.

As we headed into the final month and a half of the season the Omicron wave was starting to really bite in Christchurch, so Metro made the decision to allow teams to withdraw from games if a certain percentage of the team was isolating. Standings in affected grades would move to average points per games played rather than total points. While not an easy situation to deal with, I commend Metro for making a proactive decision to allow the season to finish as normally as possible while not compromising the health of the players. A particular thanks to Mike Fisher and Mike Harvey at the CMCA for their work at this time as we had several teams/games affected.

The two-day competitions were again coming to exciting conclusions, with the Premier men and Championship Sabres well and truly in the hunt to defend their titles. Both teams had games against Lancaster Park abandoned due to Covid in their club membership, but both went into the final fortnight against Burnside at home knowing what they

needed to do to win the grade. The Sabres side started poorly, handing the advantage to chasing Sydenham. Despite a strong final day to win the game outright, missing out on some valuable points on day one meant that Sydenham were able to hold on and take the title.

On the Nursery ground the Premier men were having a better time of it. A strong first-innings performance, highlighted by eight catches to Aaron Johnstone, meant that they knew what they needed to do going into the final day. After setting Burnside a target, they bowled them out around 6pm on the final day in front of several other St Albans teams to secure back-to-back-to-back titles and wrap up another great season for our all conquering Premier men's side.

As part of a great final day of the season the Cavalier Section 2 final was being played on Hagley 4 between our two St Albans teams. The Fozzies batted first and made a competitive 130/4, led as always by Kade Atkinson with 41 retired. In reply the game went down to the final over, with the Super Swingers getting across the line with four deliveries to spare. Congratulations to both teams for excellent seasons and a top final played in great spirit. Hopefully we will see these two sides taking each other on in the final once again next year.

We once again entered a Chairman's Cup team, made up of a range of players from across the club but limited in the number of morning grade players (and no Premier players) that are eligible to play. The team faced Heathcote first up in November, comfortably advancing to the semi-finals. The team easily dispatched Sumner to put them through to the final against Merivale-Papanui. The team got close but fell 25 runs short in a top effort. Thanks to Peter Mayell and NV Play it was the first game outside of the Premier men's that the club has live streamed, which went down a treat with the players and supporters of both sides as the highlights were broadcast on the Edgar Macintosh Park pavilion's big screen. We remain a big supporter of this competition and they way it can bring players together from across the club. We will be looking to enter another team next season.

In the Melhuish Shield, a competition in which clubs pair their teams prior to the start of the season and the combination with the most points wins, we decided on the following pairings: Premier Men/Championship Sabres; Division 1 Jaguars/President's BBBBs; Premier Women/Cavaliers Fozzies; Division 4 Buccaneers/Cavaliers Super Swingers. Despite some great performances from all teams across the season the combinations couldn't quite manage to keep up with the Marist-Harewood Division 5 and Division 6 combination.

## **Team Summaries**

*Premier Men* – captained by James O'Gorman. The squad remained similar to last year. Attempting to replicate a historic season, the side was able to win the T20 and two-day competitions to end the season on a 37-match red-ball unbeaten streak.

*Championship Sabres* – captained by Will Southby. The Sabres struggled to back up from a three-title season. The team was unlucky to finish just outside the knockout phase in both white-ball competitions on NRR and coming second in the two-day competition by a narrow margin.

*Division 1 Jaguars* – captained by Duane Pettet. After gaining promotion the Jaguars were up against it in a strong grade. The team struggled and finished the season winless so will drop back to Division 2 next season and look to rebuild.

*Division 4 Buccaneers* – captained by Jonathan Hanson. The Buccaneers returned looking similar to last season and aiming to push on and win the grade. The team had some good performances but struggled to get games over the line at times, finishing the season with four wins, 10 losses and a massive nine abandoned games.

*President's Grade BBBBs* – captained by Scott Mason. Needing a large squad to account for the inevitable injuries that occur in this grade, the BBBBs started well, winning seven from 14 (with four abandoned) to qualify for the top half. The second portion of the season was tougher going with the team winning three from five completed games to finish fifth.

*Cavaliers Twenty20 Grade Super Swingers* – captained by Sam Price. Defending the Section 2 title the team won 12 and lost one on the way to going back-to-back. A great season for the team.

*Cavaliers Twenty20 Grade Fozzies* – captained by Kade Atkinson. After winning Section 3 last year the Fozzies looked to go one better in Section 2. They couldn't quite manage it, finishing a very good second to the Super Swingers. The team won 10, lost three and tied once over the course of the season.

## **New Members**

Welcome to the many newcomers who joined us this summer. Those in *italics* had already helped us out in game(s) last year and then signed (or re-signed) up as proper members this season. Those to join (or re-join) us this season were:

---

<i>Jack Belcher</i>	Sean Hassall	Craig Maguire
Max Chaplin	Alan Hemingway	Achindra Molamure
Joshua Erasmus	Nicholas Hendrie	Paul Mullinger
Reuben Fairbairn	John Hillary	<i>Symon Pierce</i>
Andrew Flanagan	Dean Iggo	<i>Andrew Rogers</i>
Patrick Forsythe	Levi Inglis	Rogan Ross
Blair Franklin	Timothy Jackson	<i>John Stewart</i>
Craig Gibb	Jack Kane	<i>Dave Sutherland</i>
Harry Greenwood	<i>John Maclean</i>	Marc Wells

---

## Members Who Have Left

A number of players either just visit for a single-season stint, choose to switch clubs, travel overseas, have work or family commitments or just disappear altogether. Those in italics were kind enough to help out as fill-ins on the odd occasion. Last year's members who left the club included:

Kristopher Alexander	Matthew Kendall	Dan Sharples
<i>Alex Cooper</i>	Mario Kruger	Marty Stander
Nathan Court	Geoffrey Macintyre	Bailen Thatcher
Jandre Fouchee	Josh Mason	Komalpreet Singh Thind
Tanay Hulsure	Shuiab Munna	Louis Wilson
Jack Hunter	Paul Partridge	Tim Yardley
Karl Josephs	Dean Read	

We appreciate your contributions to the club and hope you enjoyed your time with us. If you return to town or your current situation changes you're welcome back at any time.

## CMCA Men's Club Cricket Player of the Year

This season the calculations were based on the CricHQ MVP points system and took into account all three formats of the game.

Top 10:			Points
<b>1st</b>	Matthew Hay	(Burnside West University)	176.98
<b>2nd</b>	Harrison Cox	(Old Boys Collegians)	151.47
<b>3rd</b>	Matt Boyle	(Old Boys Collegians)	151.14
<b>4th</b>	Tyler Lortan	(St Albans)	146.80
<b>5th</b>	Jack Harper	(St Albans)	141.30
<b>6th</b>	Scott Duggan	(Lancaster Park)	138.59
<b>7th</b>	Daniel Stanley	(Heathcote)	129.91
<b>8th</b>	Nathan McNicol	(East Christchurch Shirley)	125.59
<b>9th</b>	Mitchell Gardner	(Sydenham)	125.02
<b>10th</b>	Jared Roberts	(East Christchurch Shirley)	123.39

*Other St Albans players:* James Tapper 117.17, Nicholas Hendrie 88.97, Lachie Harper 81.31, Aaron Johnstone 59.96, Ian Souness 52.09, Gregory Dawson 45.96, James O'Gorman 40.81, Nick Lidstone 40.56, Ben Langrope 27.45, Thomas Flavell 23.15, Matthias Paltridge 15.92, Tom McClean 14.97, Reid Gibbens 12.25, James Southby 8.69, Matt Holstein 7.75, Jack Anderson 2.91, Max Chaplin 2.50.

## Representative Players

Well done to the following players who earned higher honours during the season:

---

**Canterbury 'A':** Lachie Harper

**Mid Canterbury:** James Southby, William Southby

**Northland:** Luke Trigg

**South Island O50s:** Craig Gibb, Scott Mason

**Canterbury-Otago O50s:** Craig Gibb, Mark Hampton, Scott Mason

**Canterbury-Otago O50s B:** Pierre Flavell, Mark Hampton

---

## Summary

The club has had another great season on the field, with plenty of silverware across the club. With a number of challenges regarding player availability this season and the re-opening of the borders there will be plenty of challenges but also plenty of opportunities in the upcoming season. The club will be looking to bolster the Jaguars side and develop another afternoon grade men's side over the off-season. This will ensure the future of the club and ensure we keep winning trophies and providing a great environment for our club members to develop as cricketers for years to come.

A priority for the committee remains the need to secure a long-term home for the club that includes multiple playing pitches close to a pavilion and practise facilities. Also, in the interim, greater usage of the pavilion situated on the prime real estate that is Hagley Oval is needed to ensure a strong club culture is maintained.

Thank you to everyone on the committee for all the hard work they do to ensure the season runs smoothly and have supported whatever I have needed this season to get our sides out on the park.

Congratulations to all of the players who made representative sides, and to those players who achieved individual milestones throughout the season. Some that I particularly want to acknowledge are:

- Nicholas Hendrie, Aaron Johnstone and James Tapper for making the Metro Premier men's team of the year.
- Aaron Johnstone won the Chattel Hayes Memorial Challenge Trophy for the 11th time for most dismissals by a Premier men's wicket-keeper. His haul of nine in the final round got him over the line.

To everyone who played this season, I hope you enjoyed yourself and we'll see you again next season.

**William Southby**

## **Women's Club Captain's Report**

---

The season got off to a great start with further growth in player numbers in both female sections, retaining Saints' status as the largest female club outside of Auckland. The number of women's teams increased from two to three and the juniors stayed steady at six sides.

We were thrilled when Jodie Dean decided to move to Saints; she is a great prospect for the future of Canterbury Cricket and had a good year batting and bowling for the Magicians. It was also fabulous to welcome Ocean Bartlett (captain of the Central Districts Under-19 women) post-Christmas.

Our strong links with Manawatu culminated in us hosting two women's teams, who came down to play against us and some other side on the first weekend of the season. Manawatu brought down a strong Premier women's representative team to play us (minus our Magicians) and also a high school-aged team which played against our young Year 9 side. The games were all very close but Manawatu came out on top; next season we will field slightly stronger teams. A great time was had by all and some relationships have started to form as a result.

Our Under-16 side needed some stronger competition after winning all but one of their games quite easily. The highlight for them was a trip to Nelson during Canterbury Show Weekend to play the Nelson high school girls rep side.

The weather forecast was terrible and it looked likely that we would not get any games in, however we did. After the first game was rained out we headed indoors at Saxton Oval and split the two sides into three mixed teams and had a round-robin tournament followed by a barbecue. We then got outside and played a great game which ebbed and flowed but we came out victorious in the end.

The last day we got to play on the oval and use the facilities, a real treat for the girls (although just a couple of weeks earlier several were playing on Bert Sutcliffe Oval). This game was less competitive and was more a chance to give players who had not got much opportunity a chance to shine.

Again it was a really close game but Nelson was victorious in this case. Nelson also came down to Christchurch to see one of the Women's World Cup games and this allowed another game for our U16 girls – another exciting game which went right to the last ball for a result. Next season we will take a Year 7/8 girls team and a high school girls team up to Nelson during Canterbury Show Weekend.

We are also building strong links with the junior girls from Rangiora Cricket Club and in two more seasons we will see those girls start to trickle through to our U16 girls team.

We continue to be very proud of the achievements of Amy Satterthwaite and Lea Tahuu as two of the world's top cricketers. This season Gabby Sullivan earned her maiden call-up to the New Zealand women's team for their ODIs versus England. Gabby was also awarded one of the eight White Ferns development contracts for 2021/22. Unfortunately, she sat the season out injured. Another ex-Saints player, Claudia Green, was also offered one of the contracts and she went on tour to England with the White Ferns.

Our Social T20 women are a great side that manage themselves and are nearly always at the top of the table. They did finish the season equal top with Lancaster Park, losing to them in the minor final on the last ball. It was great to see the runs and wickets being spread around, showing the depth that we are building, whereas most teams rely on only one or two players to fire every week.

The junior girls are well managed and developing great talent with good numbers. Well done to Trish and Matthew for having a well organised development section of the club.

Overall it was a great season with some strong players coming through the U16 ranks, many of whom should make the Canterbury U19 squad in coming years. The hardest part of the season was when we had to abandon several games post-Christmas when Omicron swept through the teams, especially our Premier Women. In addition, all but one of our Magicians were unavailable due to injuries or international duties. This meant that making the finals of the one-day competition was very difficult. However, we did win the Kirsty Bond Series.

## New Members

A fantastic season with 15 new adult female players joining the club. As usual we also welcomed many more junior girls to the club as well. Those in *italics* had filled in for us last season. New members include:

---

Emily Ballinger	Mya Filipe-Taylor	Jiya Patel
Jessica Barker	Mahi Gill	Chrennize Ravela
Isla Cameron	Georgetta Haller	Elle Read
Maddison Castle	Abi Harper	Madison Scarlett
Ruby Creelman	Isabella Heap	Madison Shirley
Yssa Cullen	Samarpreet Kaur	Olivia Su
Jodie Dean	Grace Knox-French	Keesha van Stijn
Flora Devonshire	Tanja Loxton	Rea Webber
<i>Emily Dickey</i>	Millie Mahendran	<i>Lily Young</i>
Willow DuRand	Olivia Mazey	<i>Maya Young</i>
Daisy Ellis	Anusha Pandey	

---

There were also seven boys who played in the mixed Year 3 Raiona team: Lincoln Cottier, Moses Dmello, Joseph George, Jared Knox-French, Vihaan Mahajan, Fletcher Nolan and Luka Tatterson.

## Members Who Have Left

Many of the following have returned to their home association or retired from cricket. We thank you for your service and, as always, we will gladly welcome you back with open arms if you become available again. Those who left include:

Aroush Adnan	Anna Gaging	Maija Rautjoki Sewell
Kylani Ashworth	Kate Gaging	Maddison Reeves-Smith
Sherri Ball	Charlotte Glennie	Celine Sebastian
Lexy Bassett	Sophie Gray	Lily Smith
Georgia Clarke	Neriah King	Shefali Srivastava
Maria Cullen	Athena Lee	Anika Tarr
Sophie Dunn	Scarlet Low	Alana Topping
Georgia Edge	Ella McNicholl	Saffron Wilson
<i>Ellena Firth</i>	Timara O'Donnell	

## CMCA Women's Club Cricket Player of the Year

The calculations were again based on the CricHQ MVP points system, but this year performances across all formats (one-day, Twenty20 and eight-a-side) were included to determine the top Premier women's players during the season.

Top 10:			Points
<b>1st</b>	Jacinta Savage	(Lancaster Park)	80.86
<b>2nd</b>	Missy Banks	(Old Boys Collegians)	76.48
<b>3rd</b>	Isla McKenzie	(Sydenham)	72.28
<b>4th</b>	Isobel Sharp	(North West)	70.72
<b>5th</b>	Jodie Dean	(St Albans)	48.53
<b>6th</b>	Abigail Hotton	(North West)	47.15
<b>7th</b>	Kaylee Tavendale	(St Albans)	46.71
<b>8th</b>	Katie Morris	(St Albans)	44.82
<b>9th</b>	Jessica Simmons	(Lancaster Park)	42.39
<b>10th</b>	Boadicea Lynch	(Sydenham)	41.72

*Other St Albans players:* Yssa Cullen 27.02, Lucy Murray 23.12, Emily Glennie 22.28, Lea Tahuu 21.02, Natalie Cox 19.20, Georgia Wells 18.07, Kate Sims 16.21, Flora Devonshire 10.32, Georgetta Haller 8.65, Lily Young 8.00, Tegan Weston 7.25, Amy Satterthwaite 7.09, Elizabeth Cohr 5.90, Jessica Barker 3.69, Isobel Jones 2.41, Maya Young 1.87, Gabby Sullivan 0.34, Casey O'Brien-Smith 0.30, Stella Stewart 0.24, Phoebe Dundass 0.24, Sophie Sinclair 0.08, Ellena Firth -0.03, Ash Mortimer -0.06, Kirsty Bond -0.32, Ella Beehre -0.38, Anusha Pandey -0.49.

## Representative Players

We were proud to have two New Zealand and three Canterbury representatives again this season. Amy Satterthwaite announced her representative retirement at the end of the summer. Congratulations to all of the following:

---

**New Zealand:** Amy Satterthwaite, Lea Tahuhu

**New Zealand U19:** Ocean Bartlett, Flora Devonshire

**Canterbury:** Natalie Cox, Jodie Dean, Amy Satterthwaite, Kate Sims, Lea Tahuhu

**Central Districts:** Ocean Bartlett

**Canterbury U19:** Lucy Murray

**Central Districts U19:** Ocean Bartlett, Elizabeth Cohr, Flora Devonshire

---

Gabby Sullivan earned a New Zealand Development contract, but didn't play during the season due to a back stress fracture.

## Summary

Finally, a big thanks to Pierre Flavell for being so supportive of our efforts and the women's game in general. Thanks also to Alan Jamieson for some wise words at our regular catch-ups over coffee throughout the year.

We would not be in the position we are if Kirsty Bond was not our coach. She is loved and respected by all the girls and women (and committee members).

And, lastly, a huge thanks to my fellow committee members who really do value the female side of the club!

**Barry van Beurten**

Visit the St Albans Cricket Club web site for averages and statistics:

**[www.stalbanscricket.co.nz](http://www.stalbanscricket.co.nz)**

Also go to our Facebook page for the latest draws, results and club news:

**[www.facebook.com/stalbanscricket](https://www.facebook.com/stalbanscricket)**



Above: Lucy Murray and Natalie Cox shared in an 148-run opening stand to defeat Sydenham by 10 wickets on the opening day of the season.

Below: Senior players Katie Morris and Kaylee Tavendale each passed major milestones during the season, with Katie becoming the 14th Saint to play 150 Premier women's matches and Kaylee the 26th to play 100. The pair are into their 12th and eighth seasons with the club, respectively.





Above left: Topping his Premier career best by one run, Greg Dawson's unbeaten 147 against Sydenham was comfortably the highest knock of the summer.

Above right: Lea Tahuu took a double hat-trick in a spell of 5-15, in what was a rare outing for the Premier women in between representative duties.

Below left: Blake Barrett was a last-minute call-up to the Division 2 Jaguars, but recorded the season's best bowling spell of 6-22 in his only appearance.

Below right: Matt Aspinall recorded the club's best two-day match bowling figures (9-57) in a 43-wicket season as Championship Sabres team player of the year.



## Top Individual Performances

---

This summer was relatively light on individual milestones compared to previous years, in part due to there being far more days wiped out either by terrible weather or Covid variants.

Natalie Cox scored another early season ton; it's her fourth in the month of October (nobody in the last two decades matches that) and it's her fifth for the Premier women, all in the space of 13 innings in 12 months. Her lead atop the batting board only lasted a week however, as Greg Dawson's career-best 147\* against Sydenham on the Nursery ground took over for the remainder of the season. It was his eighth Premier century, going ahead of Chris Harris into fifth on the Saints all-time ladder and he now has Frank O'Brien's record of 13 in his sights.

The club's most consistent and prolific run scorer during the season was newcomer Nic Hendrie and he was rewarded with a maiden Saints ton in the penultimate Premier two-day round.

Matthias Paltridge celebrated his 50th game for the club with his maiden ton (in his 61st innings). Tyler Lortan's 114 was his maiden Premier one-day ton and third overall. James Southby too scored his third for the club, becoming only the third Saint in 17 years to score a century in three consecutive seasons (joining Joel Turner, four for the Buccaneers, 2016-20; and Pierre Flavell, four for BBBBs, 2009-12).

Six-fors were harder to come by than ever, with only one past summer (2011/12) recording fewer than this year's two. Both came in the first month of the season, with the first being taken by a last-minute call-up for the Jaguars. Blake Barrett's 6-22 was the first five-for in a player's maiden morning grade men's appearance since Elliot Anderson-Evan took 5-39 for the 2B Cobras in 2015/16. His spell was enough to sit atop the bowling leaderboard for the rest of the season, achieving it on the same day that Greg Dawson produced the club's best knock.

Matt Aspinall's career-best figures of 6-31 came a week after Barrett's six-for. It was his second such bag and he's only the eighth bowler in the last 20 years to take a six-for in back-to-back seasons. Going with the three first-innings victims he snared, his 9-57 off 21 overs for the Sabres against Sydenham were the best match figures in the club.

The best figures from the other grades were 5-2 by Tim Jackson for the Buccaneers against the Richmond Rhinos, in what was just his third ever bowl for the club. Nicole Hay's career best of 5-5 for the Social T20 women against North West-Southern Districts was the top spell in the women's and shortest-format sections.

Robin James produced the best all-round one-day performance with 75\* and 4-19 off eight for the BBBBs against Merivale-Papanui Gold. The best all-round two-day contribution came from Jack Harper with

99 runs for once out and 7-42 off 20 overs for the Premier men against Burnside West University. Matt Cameron very nearly became just the second Fozzies player to achieve a rare Cavaliers "double retirement" when he was dismissed for 44 and took 3-13 off four against the Heathcote Blazers. Batsmen in that grade have to retire at the end of the over they reach 40, and likewise can't bowl any further overs after taking their third wicket. Kade Atkinson scored 62\* and took 3-13 off three against a Burnside team last year to be the first.

The sole hat-trick of the season flew under the radar for most but was special nonetheless. With the last three balls of her new-ball spell for the Premier women against Sydenham, Lea Tahuu knocked the stumps over. Returning to the bowling crease 26 overs later, she cleaned up the No. 11 with her first ball, thus completing a rare double hat-trick. All the victims in her 5-15 were bowled and it was her last appearance before going off to the World Cup with the White Ferns. It's the first such double hat-trick since Scott Mason in 2017/18 and the previous one before that happened to be taken by Lea's wife, Amy Satterthwaite, back in 2009/10.

<b>Batting:</b>		<b>Grade</b>	<b>Opposition</b>	<b>Date</b>
Greg Dawson	147*	Premiership Men	v Syd	23/10/21
Nicholas Hendrie	128	Premiership Men	v OBC	19/02/22
Matthias Paltridge	126	Champs SABRES	v Sum	22/01/22
Tyler Lortan	114	Premiership Men	v Syd	15/01/22
Natalie Cox	107*	Premier Women	v Syd	16/10/21
James Southby	107*	Champs SABRES	v OBC Scrapheap	26/02/22

<b>Innings Bowling:</b>		<b>Grade</b>	<b>Opposition</b>	<b>Date</b>
Blake Barrett	6-22	Div 1 JAGUARS	v MP	23/10/21
Matthew Aspinall	6-31	Champs SABRES	v Syd	30/10/21

<b>Match Bowling:</b>		<b>Grade</b>	<b>Opposition</b>	<b>Date</b>
Matthew Aspinall	9-57	Champs SABRES	v Syd	23/10/21
Jack Harper	7-42	Premiership Men	v BWU	19/03/22
Jack Anderson	7-88	Champs SABRES	v MP	06/11/21

<b>Hat-tricks:</b>		<b>Grade</b>	<b>Opposition</b>	<b>Date</b>
Lea Tahuu +	5-15	Premier Women	v Syd	29/01/22

+ double hat-trick

# **St Albans Awards Winners, 2021/22**

---

## **Most Ducks Cup:**

Clem Gibbens (Championship Sabres/Division 1 Jaguars),  
Tim Jackson (Championship Sabres/Division 1 Jaguars/Division 4 Buccaneers),  
Antonio Luxton (Division 4 Buccaneers Men),  
Tom McClean (Premiership Men/Championship Sabres) &  
Owen Rees (Championship Sabres/Division 1 Jaguars) – 4 ducks

## **Most Sixes Crown:**

Jack Harper (Premier Men) &  
Nick Hendrie (Premier Men) – 18 sixes

## **Most Economical Twenty20/One-day Bowling Figures:**

4 overs: Jack Harper (Premier Men) – 4-1-5-3  
5 overs: Anna Archbold (Social 8 T20 Women) – 5-1-10-3  
8 overs: Zane Phillips (Division 4 Buccaneers Men) – 8-3-8-2  
9 overs: Elliot Anderson-Evans (Division 1 Jaguars Men) – 9-0-24-2  
10 overs: James Tapper (Premier Men) – 10-5-13-5 &  
Katie Morris (Premier Women) – 10-3-13-2

## **Most Runs Scored Off An Over (by a batsman):**

Tom Wilson (Cavaliers T20 Super Swingers Men) – 26 runs

## **Most Runs Conceded Off An Over (by a bowler):**

Lachie Harper (Premier Men) &  
Joe Pfahlert (Division 4 Buccaneers Men) – 22 runs

## **Best All-rounders:**

Men (morning): Jack Harper (Premier Men) – 567 runs & 33 wickets  
Men (afternoon): Matt Cameron (Chairman's Cup Lions/Cavaliers T20 Fozzies) – 403 runs & 14 wickets  
Women: Jo Flack (Social 8 T20 Women) – 286 runs & 15 wickets  
Keeper: Piers Landon-Lane (Championship Sabres/Division 1 Jaguars/Chairman's Cup Lions) – 468 runs & 23 dismissals

## **Rod McCurdy Award**

**(for faux pas, cricketing misdemeanours, peccadilloes and violations of cricketing etiquette, skill and social acceptability):**  
Sam Kearns

## **Gunna Award**

**(for claiming they were 'gunna do this' and 'gunna do that' often during the season):**  
Hugh Quirk

## **Personality of the Year:**

Jonathan Hanson

## **Noel Love Memorial Trophy**

**(for the older St Albans member who shows outstanding enthusiasm, dedication, camaraderie and social interaction, both on and off the field):**  
Kirsty Bond

## **Supporter of the Year:**

Robyn Warburton

## **Peers Cup**

**(club member contributing most on and off the field):**  
Will Southby

**Zin Harris Memorial Cup**  
**(young male player of the year):**  
Lachie Harper (Premier Men)

**Kim Jamieson Memorial Cup**  
**(young female player of the year):**  
Yssa Cullen (Premier/U16 Roar Women)

**Most Improved Young Female Player of the Year:**  
Stella Stewart (Premier/U16 Roar Women)

**Twenty20 Batsman of the Year**  
Kade Atkinson (Cavaliers T20 Fozzies Men) – 351 runs at 50.14

**Twenty20 Bowler of the Year**  
Damian Whiting (Cavaliers T20 Fozzies Men) – 22 wickets at 10.64

**Fielder of the Year Award**  
**(most catches by a non-wicket-keeper):**  
Jack Harper (Premier Men) – 13 catches

**Daygo Award**  
**(most afternoon grade wicket-keeping dismissals):**  
Dean Iggo (President's BBBBs Men) – 12 dismissals

**Frank O'Brien Memorial Cup**  
**(best batting average, 400+ runs):**  
Kade Atkinson (Chairman's Cup Lions/Cavaliers T20 Fozzies) – 45.11 (406 runs)

**Cyril Crawford Memorial Cup**  
**(most runs):**  
Nic Hendrie (Premier Men) – 701 runs

**Tom Burtt Memorial Cup**  
**(best bowling average, 25+ wickets):**  
Scott Mason (Chairman's Cup Lions/President's BBBBs) – 11.00 (34 wickets)

**Don Sandman Memorial Cup**  
**(most wickets):**  
James Tapper (Premier Men) – 44 wickets

**Bob Webb Memorial Cup**  
**(most wicket-keeping dismissals):**  
Aaron Johnstone (Premier Men) – 35 dismissals

**Team Players of the Year:**  
Premier Men: Jack Harper  
Championship Sabres Men: Matt Aspinall  
Division 1 Jaguars Men: Piers Landon-Lane  
Division 4 Buccaneers Men: Steve Goodwin  
President's BBBBs Men: Dean Iggo  
Cavaliers T20 Super Swingers Men: Peter Fernando  
Cavaliers T20 Fozzies Men: Damian Whiting  
Premier Women: Katie Morris  
U16 Roar Women: Stella Stewart  
Social 8 T20 Women: Emily Ballinger

**Club Player of the Year:**  
Jack Harper



Above: Scott Mason (Tom Burtt Memorial Cup for best bowling average),  
Jonathan Hanson (personality of the year),  
Will Southby (Peers Cup for club contribution).



Above: Owen Rees and Clem Gibbens (most ducks),  
Hugh Quirk (Gunna Award for making bold claims),  
Sam Kearns and his infamous bodyboard (Rod McCurdy Award for misdemeanours).

Below: Dean Iggo (Daygo Award for most afternoon grade dismissals),  
Elliot Anderson-Evans (most economical 1-day 9 overs),  
Zane Phillips (most economical 1-day 8 overs).



# **NZC/CCA/Metro Awards Winners, 2021/22**

---

## *Grade winners:*

- Premier Men – Premiership Two-day competition
- Premier Men – Premiership Twenty20 competition (Dick Motz Series)
- Super Swingers Men – Cavaliers T20 Section 2 championship
- Super Swingers Men – Cavaliers T20 Section 2 final
- Premier Women – Premier combined Twenty20 & Fizz competition (Kirsty Bond Series)
- T20 Women – Social 8 T20 championship (Sue Brown Series)

## *Club cricket awards:*

### **Chattel Hayes Memorial Trophy**

**(awarded to the wicket-keeper making the most dismissals in the men's combined Premiership competitions):**

Aaron Johnstone – 35 dismissals

### **Premiership Men's Club Team of the Year**

**(selections based on performances in the two-day, one-day and Twenty20 competitions):**

Nicholas Hendrie

Aaron Johnstone

James Tapper

### **Premier Women's Club Team of the Year**

**(selections based on performances in the one-day, Twenty20 and Fizz competitions):**

Jodie Dean

Kaylee Tavendale

## *Representative awards:*

### **Canterbury Magicians Batter of the Year:**

Amy Satterthwaite

### **Canterbury Magicians Player of the Year:**


Amy Satterthwaite

Amy Satterthwaite retired from international cricket following the World Cup after not receiving a NZC contract for the forthcoming season. Just a month earlier she had become the White Ferns' most capped ODI player.

Fittingly, her final international was at Hagley Oval. She still stars at domestic level, being named Canterbury's player of the year.



# TEAM REPORTS



# Club Competition Points

## PETERSEN SHIELD

Marist-Harewood	7.97
Lancaster Park	7.32
Old Boys Collegians	7.31
East Christchurch Shirley	7.10
Burnside West University	6.92
St Albans	6.85
Heathcote	6.63
Merivale-Papanui	6.50
Sydenham	6.23
Riccarton	5.95

## UMPIRES TROPHY

Riccarton	29.25
Lancaster Park	29.18
Merivale-Papanui	29.14
St Albans	28.87
Old Boys Collegians	28.37
Burnside West University	28.37
Sydenham	28.22
Sumner	26.59

## HADLEE TROPHY

Riccarton	520
St Albans	516
East Christchurch Shirley	512
Lancaster Park	510
Old Boys Collegians	500
Burnside West University	499
Heathcote	498
Sydenham	496



The Premier men extended their formidable white-ball record by successfully defending their Dick Motz Series Twenty20 title. The thrilling comeback win in the final against Old Boys Collegians handed them their seventh T20 title, which is more than twice as many as any other club.

# Final Men's Competition Points

<b>Premiership Trophy (two-day)</b>	<b>Ave</b>
St Albans	14.67
Lancaster Park	14.34
Old Boys Collegians	13.73
Sydenham	12.15
Burnside West University	10.34
East Christchurch Shirley	8.06
Heathcote	7.15
Riccarton	5.10

<b>Premiership Cup (one-day)</b>	
Burnside West University	58
Lancaster Park	42
*-Sydenham	41
East Christchurch Shirley	37
Heathcote	36
St Albans	36
Riccarton	25
Old Boys Collegians	15

Semi: BWU beat ES  
 Semi: LP beat Syd  
 Final: BWU beat LP

<b>Premiership Twenty20</b>	
Lancaster Park	30
Burnside West University	25
St Albans	23
Old Boys Collegians	23
Sydenham	18
Heathcote	18
Riccarton	3
East Christchurch Shirley	3

Semi: OBC beat LP  
 Semi: **St A beat BWU**  
 Final: **St A beat OBC**

<b>Division 1 (two-day)</b>	<b>Ave</b>
Halswell Vikings	15.75
East Christchurch Shirley	13.25
Halswell Canta Lions	10.50
Heathcote	9.94
Sydenham	9.51
Marist-Harewood	9.39
Merivale-Papanui	6.22
St Albans Jaguars	5.29

<b>Championship Trophy (two-day)</b>	<b>Ave</b>
Sydenham	14.39
St Albans Sabres	14.01
Sumner	12.43
Merivale-Papanui	12.34
Burnside West University	8.64
Riccarton	8.59
Old Boys Collegians Scrapheap	8.49
Lancaster Park	7.54

<b>Championship Cup (one-day)</b>	
Sydenham	48
*-Lancaster Park	47
Merivale-Papanui	47
Sumner	37
Old Boys Collegians Scrapheap	36
St Albans Sabres	31
Burnside West University	26
Riccarton	15

Semi: Syd beat Sum  
 Semi: LP beat MP  
 Final: Syd beat LP

<b>Championship Twenty20</b>	
Lancaster Park	28
Sumner	25
Burnside West University	20
Merivale-Papanui	20
St Albans Sabres	20
Old Boys Collegians Scrapheap	18
Sydenham	8
Riccarton	3

Semi: LP beat MP  
 Semi: Sum beat BWU  
 Final: LP beat Sum

\* - denotes Challenge Trophy holders  
 x - denotes withdrawn during the season by its club

Note: some grades decided by points per game average when one or more games in a given grade were unable to be played due to Covid-19

**Division 1 Cup (one-day)**

Heathcote	58
Marist-Harewood	48
Halswell Vikings	48
Halswell Canta Lions	47
Sydenham	37
East Christchurch Shirley	26
St Albans Jaguars	15
Merivale-Papanui	15

Semi: Heath beat Hals Canta Lions

Semi: Mar-Hare tied Hals Vikings

Final: Mar-Hare beat Heath

**Division 4 - Championship**

Riccarton Majha Cannons	76
Old Boys Collegians Cornered Tigers	73
Halswell Fireballs	68
Sydenham Goats	63
Old Boys Collegians Team Boon	58
St Albans Buccaneers	41
Richmond Rhinos	33
Heathcote Lions	28

**President's Grade - Top 8**

East Christchurch Shirley Strikers	4.33
Burnside West University Foxes	3.83
East Christchurch Shirley Black	3.29
Hornby Hawks	3.17
St Albans BBBBs	3.00
Sumner	1.83
Merivale-Papanui Blue	1.33
Merivale-Papanui Gold	0.43

**Cavaliers T20 Grade (Sec 2)**

St Albans Super Swingers	3.65
St Albans Fozzies	3.52
Riccarton Hogs	3.50
Sydenham Cardinals	3.24
New Brighton	3.10
Heathcote Blazers	2.89
Southern Districts	2.50
Merivale-Papanui	2.25
Marist-Harewood Avesec	2.14
No. 4 Experience	2.14
Hornby Hawks	1.90
Sumner Waves	1.40
Burnside West University Brawlers	0.60

Final: **St A Swingers beat St A Fozzies**

**Division 2 Twenty20**

Marist-Harewood	33
Halswell Vikings	28
East Christchurch Shirley	26
Sydenham	26
Heathcote	13
Halswell Canta Lions	8
Merivale-Papanui	8
St Albans Jaguars	3

Semi: Mar-Hare beat Syd

Semi: ES beat Hals Vikings

Final: Mar-Hare beat ES

**President's Grade - Championship**

Hornby Hawks	57
East Christchurch Shirley Black	55
St Albans BBBBs	52
Burnside West University Foxes	52
Merivale-Papanui Blue	47
*-Merivale-Papanui Gold	47
Sumner	45
East Christchurch Shirley Strikers	42
Heathcote Tunnel Rats	37
Old Boys Collegians	37
Sydenham Cardinals	37
Sydenham Hospital	27
Ohoka	27
Lancaster Park	27
Heathcote Tussocks	12

**President's Grade - Bottom 7**

Old Boys Collegians	28
Sydenham Cardinals	23
Sydenham Hospital	23
Ohoka	23
Heathcote Tunnel Rats	18
Lancaster Park	18
Heathcote Tussocks	8

## Premiership Men

---

	P	W	L	D/T/NR	Place
<b>Two-day:</b>	6	4	0	2	1st (8)
<b>One-day:</b>	4	2	2	0	5th (8)
<b>Twenty20:</b>	9	6	2	1	1st (8)
<b>Total:</b>	19	12	4	3	

The Premier squad had achieved tremendous success in the 2020/21 season, winning all three available titles and were now tasked with the small feat of defending them.

The squad for the season was relatively unchanged, with only one debutant (Max Chaplin), Ian Souness playing his first full season and Matt Holstein would be lost to injury after just two games.

### Twenty20 Competition

Saints would open this competition with a convincing win over rivals Burnside, dismissing them for just 54 with opening bowlers James Tapper (5-16) and Lachie Harper (4-12) doing the damage. Saints would chase the total inside 12 overs.

Three further victories of chasing totals under 100 would see the side qualify for the semi-finals with four wins and two losses.

The semi-final would see a repeat of the opening fixture against Burnside. Winning the toss and electing to bowl, the bowling attack would stand up again dismissing Burnside for 121 with the wickets shared, however notable figures of 3-14 for Tapper. The total was chased in emphatic fashion, led by Nic Hendrie (57 off 32).

The final would be played against Old Boys Collegians, who had previously beaten us in the round robin match. We were put in to bat and could only muster 135, built around Tyler Lortan's 69, however the total was deemed light on the high-scoring Nursery Ground.

Despite two early wickets from Tapper, Old Boys formed a strong partnership with two key players. Cruising at 100/2 the next three overs would see three wickets fall, two taken by Jack Harper, changing the game to 118/3.

Old Boys were still in control with over three overs remaining and needing just 17 runs. Saints got their tails up and started to apply pressure that saw the batting side go into their shells. Lachie Harper would bowl the final over with six runs required. Harper and the team held their nerve earning a fantastic comeback victory to successfully defend the first title of the season.

## **One-day Competition**

The side's performances varied in the early stages of the competition, however there were some great individual performances. A century from Lortan and 5-13 by Tapper would spearhead a convincing victory over Sydenham.

The team missed out on a semi-final spot by one point and will rue some missed opportunities. The summer was not as resilient as the previous season with wet weather seeing three key matches abandoned.

## **Two-day Competition**

The season began with four rounds of the two-day competition, keeping the same schedule as prior years. A strong start with outright victories over Heathcote and Sydenham saw the team well-positioned on the table. The latter victory including a five-wicket haul from Reid Gibbens and 147\* by Greg Dawson. A hard-fought draw with East Shirley followed, before completing the first stage of the competition with a victory over Riccarton.

Sitting on top of the table by a small margin, red-ball cricket resumed mid-February against a strong Old Boys side. The Elmwood pitch was flat, making wickets hard to come by. Saints claimed first innings points after amassing 353/6, with a brilliant 128 scored by Hendrie. The match would finish a draw with Old Boys batting out the remainder of day two.

The fixture against Lancaster Park, which would have been a top-of-the-table clash, was abandoned due to Covid. The result would see Saints require an outright win and bonus points in the final match against Burnside. After being put in to bat, the top order fired with everyone contributing, but it was Jack Harper's 85\* that helped drive us to a competitive total of 263.

Burnside made a steady start but when play resumed on day two Tapper (5-49) and Jack Harper (4-29) would see Burnside fall short of first innings, dismissed for 183. A long-standing record was broken during this innings with wicket-keeper Aaron Johnstone taking eight dismissals during the innings. During the season he would claim 35 dismissals in total, adding to his already mammoth tally.

After batting just 25 overs in the second innings Saints would set Burnside a very gettable 214 for victory. Early damage was done by Lachie Harper, dismissing both openers before cousin Jack continued his form by taking three. A tense finish was on the cards but Lortan was able to take 4-36 from a 10-over spell before Tapper would fittingly claim the final wicket of Carl Huyser to claim victory and secure the title!

## Summary

The Premier side will farewell two players at the end of the season as they make a move to the UK for their OE adventure. Jack Harper and James Tapper have been instrumental over the years, both for their match-winning performances and contribution to the team culture. The side wishes them well in the UK and look forward to following their successes.

The side would like to thank Peter Mayell for scoring throughout the season and his continued support. The NV Play technology provided is thoroughly enjoyed and great for reviews.

A thank you to key sponsor Kookaburra who provided new uniforms and kit for the season, the ongoing support is greatly appreciated.

Also thanks for the sponsorship of our team and the club to The Bealey Quarter, which Saints sides frequented during the season when our pavilion was unavailable.

## James O’Gorman



Jack Harper was the club’s overall player of the year, the all-rounder scoring 567 runs (second most) at 33.35 and taking 33 wickets (fourth) at 15.88. It is the fourth consecutive season he has scored at least 400 runs and taken 30 wickets.

## Premiership Men Two-day Averages, 2021/22

	Mat	Inn	NO	HS	Runs	Ave	100	50	Ct	St	O	M	R	W	Ave	Best	4wi	5wi	SR	Econ
JL Anderson	1	0	-	-	-	-	-	-	-	-	8	2	43	1	43.00	1-43	-	-	48.0	5.38
MW Chaplin	1	0	-	-	-	-	-	-	-	-	19	3	69	1	69.00	1-69	-	-	114.0	3.63
GJ Dawson	4	5	1	147*	282	70.50	1	1	2	-	-	-	-	-	-	-	-	-	-	-
TR Flavell	1	2	0	19	22	11.00	-	-	1	-	-	-	-	-	-	-	-	-	-	-
RMM Gibbens	1	0	-	-	-	-	-	-	-	-	12	1	60	5	12.00	5-60	-	1	14.4	5.00
JLF Harper	6	9	2	85*	275	39.29	-	1	3	-	86	17	240	17	14.12	4-24	2	-	30.4	2.79
LLB Harper	6	5	2	54	97	32.33	-	1	2	-	71	4	353	10	35.30	3-22	-	-	42.6	4.97
NB Hendrie	6	9	0	128	374	41.56	1	2	4	-	-	-	-	-	-	-	-	-	-	-
MP Holstein	2	0	-	-	-	-	-	-	2	-	32	2	116	2	58.00	1-54	-	-	96.0	3.63
RJ James	2	2	1	17	23	23.00	-	-	3	-	-	-	-	-	-	-	-	-	-	-
AF Johnstone	6	2	2	17*	17	-	-	-	17	4	-	-	-	-	-	-	-	-	-	-
BJ Langrope	6	6	2	30	73	18.25	-	-	5	-	31	2	146	2	73.00	1-18	-	-	93.0	4.71
NJ Lidstone	5	7	2	40	154	30.80	-	-	3	-	5	0	51	3	17.00	3-51	-	-	10.0	10.20
TM Lortan	6	9	0	70	182	20.22	-	1	5	-	88.2	11	361	19	19.00	4-36	3	-	27.9	4.09
TE McClean	1	0	-	-	-	-	-	-	-	-	11	3	32	1	32.00	1-32	-	-	66.0	2.91
JPD O'Gorman	5	7	3	76*	232	58.00	-	1	2	-	-	-	-	-	-	-	-	-	-	-
MMH Paltridge	2	2	0	30	59	29.50	-	-	1	-	-	-	-	-	-	-	-	-	-	-
ID Souness	5	0	-	-	-	-	-	-	1	-	69	10	257	6	42.83	4-79	1	-	69.0	3.72
JH Tapper	6	3	1	10	12	6.00	-	-	2	-	97.2	28	275	17	16.18	5-49	1	1	34.4	2.83

## Premiership Men One-day Averages, 2021/22

	Mat	Inn	NO	HS	Runs	Ave	100	50	Ct	St	O	M	R	W	Ave	Best	4wi	5wi	SR	Econ
JL Anderson	1	1	0	15	15	15.00	-	-	-	-	3	0	14	0	-	-	-	-	-	4.67
GJ Dawson	4	4	0	23	47	11.75	-	-	-	-	-	-	-	-	-	-	-	-	-	-
TR Flavell	3	3	0	12	19	6.33	-	-	2	-	-	-	-	-	-	-	-	-	-	-
JLF Harper	3	3	1	70*	92	46.00	-	1	4	-	26.4	2	140	6	23.33	4-38	1	-	26.7	5.25
LLB Harper	4	4	0	27	49	12.25	-	-	-	-	33	4	123	5	24.60	3-45	-	-	39.6	3.73
NB Hendrie	2	2	0	29	35	17.50	-	-	1	-	-	-	-	-	-	-	-	-	-	-
AF Johnstone	3	1	0	0	0	0.00	-	-	4	-	-	-	-	-	-	-	-	-	-	-
BJ Langrope	3	3	0	23	38	12.67	-	-	1	-	12	0	107	0	-	-	-	-	-	8.92
NJ Lidstone	1	1	0	35	35	35.00	-	-	1	-	-	-	-	-	-	-	-	-	-	-
TM Lortan	4	4	0	114	191	47.75	1	1	3	-	23	2	111	3	37.00	2-32	-	-	46.0	4.83
TE McClean	3	3	1	41	43	21.50	-	-	-	-	19.5	1	91	4	22.75	3-27	-	-	29.8	4.59
JPD O'Gorman	3	3	0	42	87	29.00	-	-	-	-	-	-	-	-	-	-	-	-	-	-
MMH Paltridge	2	2	0	46	76	38.00	-	-	-	-	-	-	-	-	-	-	-	-	-	-
ID Souness	4	2	2	3*	5	-	-	-	-	-	29	2	110	5	22.00	3-37	-	-	34.8	3.79
JM Southby	1	1	0	30	30	30.00	-	-	-	-	6	0	37	2	18.50	2-37	-	-	18.0	6.17
JH Tapper	3	3	1	9	14	7.00	-	-	1	-	29	6	94	9	10.44	5-13	-	1	19.3	3.24

## Premiership Men Twenty20 Averages, 2021/22

	Mat	Inn	NO	HS	Runs	Ave	100	50	Ct	St	O	M	R	W	Ave	Best	4wi	5wi	SR	Econ
<b>GJ Dawson</b>	9	4	2	26	52	26.00	-	-	5	-	-	-	-	-	-	-	-	-	-	-
<b>TR Flavell</b>	3	1	0	15	15	15.00	-	-	6	-	-	-	-	-	-	-	-	-	-	-
<b>JLF Harper</b>	9	9	1	72	200	25.00	-	1	6	-	29	1	144	10	14.40	3-5	-	-	17.4	4.97
<b>LLB Harper</b>	9	4	1	10	21	7.00	-	-	-	-	31	0	225	14	16.07	5-16	-	1	13.3	7.26
<b>NB Hendrie</b>	9	9	4	57*	292	58.40	-	2	2	-	-	-	-	-	-	-	-	-	-	-
<b>AF Johnstone</b>	6	2	2	3*	4	-	-	-	10	-	-	-	-	-	-	-	-	-	-	-
<b>BJ Langrope</b>	7	3	0	14	27	9.00	-	-	2	-	11	0	96	3	32.00	1-7	-	-	22.0	8.73
<b>NJ Lidstone</b>	9	6	2	19	42	10.50	-	-	4	-	-	-	-	-	-	-	-	-	-	-
<b>TM Lortan</b>	9	8	3	69*	185	37.00	-	1	3	-	20	0	96	8	12.00	2-10	-	-	15.0	4.80
<b>TE McClean</b>	2	0	-	-	-	-	-	-	1	-	2	0	24	0	-	-	-	-	-	12.00
<b>JPD O'Gorman</b>	9	7	1	20	58	9.67	-	-	2	-	-	-	-	-	-	-	-	-	-	-
<b>ID Souness</b>	9	2	1	0*	0	0.00	-	-	1	-	29.3	0	138	10	13.80	3-11	-	-	17.7	4.68
<b>JH Tapper</b>	9	3	1	5	7	3.50	-	-	5	-	31	1	156	18	8.67	4-12	1	-	10.3	5.03



Above left: Despite being so valuable as the club's top run scorer (701, in his maiden season with Saints), Nic Hendrie doesn't mind putting his body on the line to hunt for half chances at short leg.

Above right: Lachie Harper bowled a clutch final over in the Premiership T20 final with Old Boys Collegians needing seven, only conceding one off the bat and a couple of extras to clinch the victory.

Below: James Tapper (left) and Aaron Johnstone lead the Premier men off the Nursery Ground after Johnstone broke the Saints (and equalled the Metro) record with eight dismissals in the Burnside innings. Four of his victims made up Tapper's eighth five-for for the club.





**St Albans Premier Two-day Trophy and Dick Motz Series Twenty20 Winners, 2021/22**

Back row: MW Chaplin, ID Souness, NB Hendrie, MMH Paltridge, TR Flavell, TE McClean.

Front row: BJ Langrope, GJ Dawson, JPD O'Gorman (captain), AF Johnstone, MP Holstein, LLB Harper.

Absent: JL Anderson, RMM Gibbens, JLF Harper, RJ James, NJ Lidstone, TM Lortan, JH Tapper.



Above left: James Southby continued his love affair with Elmwood 4, striking an unbeaten run-a-ball century against Old Boys there, a repeat of last season.

Above right: Rogan Ross celebrates his maiden wicket for the Sabres.

Below left: Will Southby's 61 couldn't quite take the Sabres all the way as their final-day title chances hinged on earning a 10-wicket win bonus chasing 161.

Below right: Jack Kane's distinctive leg-spin action generated plenty of turn, earning him five wickets on his Saints debut.



## Championship Men SABRES

---

	P	W	L	D/T/NR	Place
<b>Two-day:</b>	7	4	0	3	2nd (8)
<b>One-day:</b>	4	2	2	0	6th (8)
<b>Twenty20:</b>	7	4	3	0	5th (8)
<b>Total:</b>	18	10	5	3	

2021/22 was my first season as full-time captain for the Sabres, having taken over from Clem Gibbens towards the latter half of the 2020/21 season. I want to start by thanking him for all of the work he has put into this team and the club over a long period of time. Also thanks to the lads for making it an enjoyable season. I appreciate the effort everyone put in throughout the course of the season at both trainings and games during another Covid-affected season.

Speaking of Covid, pre-season kicked off a few weeks later than planned due to another outbreak. Once we got underway though it was full steam ahead into the start of the season with a settled squad looking to repeat the dose from last season.

### Two-day Competition

The season started as usual with the two-day competition, with four rounds scheduled to be played to start the season and the three final rounds to finish it. Our season got off to a false start with the first week being cancelled due to rain.

We began a week later in the new white kit at the neutral venue of Polo 6 where we took on Sumner. We lost the toss and were sent out to field with both teams forfeiting their first innings to chase outright points.

Rather than the usual green seamer to open the season, this was tough work for our quicks on the artificial pitch meaning that spikes couldn't be worn. Tracking long wet grass onto the wicket meant that slipping and sliding was inevitable. Nevertheless all five bowlers used stood up and performed well, with everyone taking a wicket and no-one conceding more than 2.2 runs per over. We eventually bowled them out for 119 in the 66th over with Ian Souness the pick of the bowlers taking 4-27 from 19.1 overs.

That left us chasing 120 from about 50 overs, which sounded like it should be easy. We soon found it was going to be anything but, with our top order struggling we were quickly 25/4, Manpreet Sharma providing the only resistance with a nice looking 35. After a couple more quick wickets, Clem joined Luke Trigg at the crease and this partnership turned the game in our favour. Trigg knocked the ball around and rotated strike while Clem found a particularly effective method of

scoring in the slow outfield: going right over top of it. When Clem was dismissed for 38 off 19 we were only four runs away from victory. A couple of nervous overs later (including another wicket) we were home with our first victory. A great way to kick off the new season.

In the next round we had Sydenham at Sydenham. They had been our closest challenger in the two-day competition the previous season so we were keen to put in a good performance. We lost the toss again and were sent in to bat. A decent start saw all of the top four (Matthias Paltridge, Manpreet, Tommy Flavell and myself) all make it past 20, but none of us managed to get past 40. After a middle-order stumble some late power hitting from Shane Burton and Clem got us to a reasonable total of 218. Clem again top scoring with 55 off 35 balls.

In the field we got off to the perfect start with a wicket in the second over. Our seamers (Clem, Matt Aspinall and Shane) continued to pile the pressure on, taking seven wickets between them. The spinners then came in and cleaned up the tail, bowling them out for 144 and giving us a healthy first innings lead before the end of day one.

Come day two we were looking for some quick runs to set up for a declaration. Good contributions from Matthias (29) and T Flav (35) before some more power from Clem (37\* off 18) let us declare just after lunch with a lead of 186. A great second innings bowling performance from us led by Matty taking 6-31 off 13, saw Sydenham bowled out for 86 to gather our second win of the season.

Next up we had Merivale-Papanui in our first home game of the season on Hagley 5. We lost the toss and were sent in to bat. We had also lost our top wicket taker from the previous season with Ian Souness earning a well deserved call up to the Premier men after an unfortunate injury to Matt Holstein. Apart from myself (59) and Robin James (47) we couldn't get going with the bat and struggled through to 175 all out.

That was always going to be tough to defend on a good Hagley wicket but we were making a good fist of it, reducing them to 83/5, led by Jack Anderson and Matty. After a decent middle-order partnership a flurry of wickets saw the equation reduced to 11 runs or one wicket. After a couple of half chances in the outfield and some near misses MP scraped over the line with a three-run first-innings lead.

A much better second innings performance saw us post 240/4 off just 43 overs with notable contributions from Sam Kearns (promoted up to open, scoring 42), Manpreet (42), Tom McClean (58) and Ryan (41\*).

After our declaration MP were left 237 to win from 51 overs. In another effort that ebbed and flowed, we looked to be on top with MP 182/8 in the 40th over, but once again their tail end came to the rescue and they finished 230/9, our bowling effort led by Jando and Kearnsy (both with three wickets). The game drawn and our first points dropped of the season.

Our final two-day game before the white-ball cricket began was against Riccarton, again on Hagley 5. We lost the first day's play to rain so turned up on day two with it all to play for.

After losing the toss – I'm starting to see a bit of a trend here, maybe something for me to work on this off-season – both teams forfeited first innings and we were sent in to bat. We once again had a number of starts but no-one really kicked on to a big score. We posted 201, led by Jando (48), Hugh Symes (39) and Clem (39).

In reply Riccarton got off to a decent start before our spinners pegged them back (Sam with 4-22) before Jando came back for a second spell to rip through the tail and finish with 4-19 and cap off a great all-round day, bowling Riccarton out for 119 and securing our third victory of the campaign.

After a three-month window of white-ball cricket, we were back to the two-day competition in mid-February on top of the table but knowing that there was still plenty of work to do to secure back-to-back titles.

Our first game back was against Old Boys Collegians at Elmwood 4. For those that don't know the ground, it has a 40-metre boundary towards Heaton Street that a number of batsmen have used to their advantage over the years.

We lost the toss and were sent in to bat on a wicket that looked to be doing a bit. There were a few starts but not enough pushing on to a big score and we were bowled out for a disappointing 195. I managed to chip my way to a top score of 61.

With the ball we looked to be just starting to get the better of the conditions with Curtly Harper unplayable, before a rain shower came over and forced us from the field. When we returned the moisture on the surface seemed to help the ball skid onto the bat and the OBC batsmen got stuck into their work. After a couple of decent partnerships Jack Kane (on debut) and James Southby picked up a couple of wickets each to limit the damage to a 27-run deficit.

Knowing the competition was on the line we came out firing with the bat. Looking to post a total we could defend. Manny got us off to a good start (34), before James and Max Devonshire really took to the bowling. James finished 107\* from 105 and Max 48\* off just 18 we posted 281/5 off just 43 overs.

This left OBC 254 off 50 overs, what we thought was a reasonable target given the rate at which we had just shown runs could be scored, particularly when attacking the short boundary. Alas, it wasn't to be with OBC shutting up shop early and looking for a draw. We crowded the bat but OBC finished 210/6, our bowling effort led by Jack (3-50) and Matty (3-61), a great day two fightback coming up just short of securing the points we needed to help our title race.

Our next game against Lancaster Park was abandoned due to Covid running through their morning grade squad. This meant that the grade was now on a points per game average rather than total points, making the calculations the following fortnight that much more complicated.

Our final game of the season was against Burnside at home on Hagley 5. Knowing we would need to win outright, possibly with some bonus points depending on the result of the Sydenham versus OBC game, we were looking to come out strong.

Unfortunately we lost the coin flip again (finishing 0-6 in the red-ball competition in tosses), and were out to field. On a decent wicket, Burnside got off to a quick start but were quickly pegged back by the introduction of Hugh to the crease, finishing with 4-45 as Burnside were bowled out for 190. Our chase never really got going, stumbling along to be 143 all out, with Tommy being the only resistance scoring 57.

Come day two, we knew the game across town wasn't looking favourable with Sydenham looking strong favourites to beat OBC by an innings, meaning we would need to win outright by 10 wickets, or by seven wickets having chased a big enough score to earn extra batting bonus points.

The first job though was to bowl Burnside out, which we managed to do inside 30 overs thanks to a great effort from Curtly (5-40), and able support from Rogan Ross (2-23) and Max Chaplin (2-21).

This left us needing 162 to win, with the loss of three or fewer wickets making us champions. The chase got off to a solid start with myself (61) and Matthias (26) putting on 58 for the first wicket. Another contribution from Manpreet (33) had us in with a sniff but a few quick wickets put paid to that. We got across the line seven down, meaning we had secured a good win but fallen just short of backing up the title.

Our two-day campaign leaders were Will Southby (311 runs at 35), Manpreet Sharma (194 at 22), Clem Gibbens (171 at 43) and Matt Aspinall (22 wickets at 12), Jack Anderson (14 at 15) and Sam Kearns (11 at 13).

## **Twenty20 Competition**

Our T20 competition got underway in late November with games against Merivale-Papanui and Lancaster Park. First up against MP we batted first, and after a slow start managed to build a decent middle-order partnership with Matthias top scoring with 26. We couldn't quite finish the innings off though and ended up 119/9, slightly below par.

A great start with the ball saw their captain removed second ball before Clem went on a rampage taking 3-18, before Tom McClean came on and took 2-16 from his four. We struggled to slow the runs from the other end though and MP managed to sneak home with three balls to spare.

Following that we were over to Hagley 2, but the less said about that game the better. We were terrible with the bat, being bowled out for 59, which LP chased down without the loss of a wicket inside the powerplay.

Next up we had our first midweek game against Burnside. Bowling first, a good team effort helped restrict Burnside to 101. After some top-order stumbles, we were steadied by Hugh with 28. A few more wickets saw us need 10 off the last two overs with only two wickets in hand. After some nervy moments including fill-in Tim Jackson attempting a reverse sweep, we made it past the target to get our competition back on track.

The next Saturday saw us take on Old Boys and Riccarton. First up against OBC, a good all-round bowling performance, highlighted by Matty taking 3-26, helped restrict OBC to 134.

A top-order collapse saw us fall to 9/4, before James (50 off 37) and Jono Hamilton (18, filling in from his usual Buccaneers duties) combined to get us back on track. Once they fell, Tom (34 off 24) and Sam (19\* off 13) came in to finish the job for a great comeback victory.

That afternoon we took on Riccarton at Upper Riccarton, and bowling first we kept them to 148 with the wickets shared between the bowlers. Once again, we lost a couple of early wickets before Matthias (40 off 25) and James (57\* off 37) combined to push us on towards victory. We pushed in to win with 15 balls to spare and take our campaign to three wins and two losses.

Our final midweek game was against Sumner at Hagley 5, where we won the toss and elected to bowl first. Sumner got off to a good start but were pegged back by Shane (4-26) and Clem (3-18) to keep them to 129.

In reply our chase never really got going, with wickets falling regularly and partnerships not able to get going. We ended up being bowled out for 119 with two balls to spare meaning we were going to have to win and hope that other results went our way to make the finals.

The last round-robin game was against Sydenham in a rain-reduced 16-over match. Bowling first we were able to restrict them to 73, with Matty, Sam and Tom picking up two wickets each. In reply we lost wickets throughout but got over the line through the cool head of Owen Rees.

This meant that we had finished third-equal on points but due to our earlier losses (particularly against LP) our net run rate was poor and we missed out on the semi-finals.

Our T20 campaign leaders were: Matthias Paltridge (123 runs at 21, James Southby 112 at 56), Tom McClean (89 at 13) and Clem Gibbens (12 wickets at 9), Matt Aspinall (10 at 14) and Tom McClean (8 at 18).

## **One-day Competition**

The third competition we competed in was the one-day competition, which was scheduled to kick off in the final week before Christmas. In an event that was to foreshadow the rest of the competition, the week leading into the game was wet and all games were abandoned.

After a break for Christmas, we were back at it in early January, taking on Riccarton on Hagley 4. We were quickly back into our work, reducing them to 30/3. Despite some good middle-order partnerships we bowled and fielded well to restrict them to just 181/9 from their 50. In reply we always looked under control despite losing a few wickets and got home with four wickets and more than six overs to spare. The highlight with the bat was 54 from Nick Gibb, filling in from Christ's College.

Next up saw us take on Burnside at Burnside Park. We won the toss and elected to field. A good team effort led by Rob McClean with 4-26 off 10 helped keep Burnside to a reasonable 201/8. In reply our chase never got going with Shane the only one to reach double figures as we were bowled out for 82.

Our third completed game was against Sumner at St Leonards Square, for our longest road trip of the season. Sent in to bat by Sumner, we quickly made them regret that decision with Matthias batting brilliantly on his way to 126 to be last man out in the 50th over as we made 235. He received able support from James (46) and Shane (25) along the way. In reply Jando looked dangerous up top removing both openers on his way to collecting 3-27. The squeeze really came with Tom McClean entering the attack and collecting 4-26 off 10 as we bowled Sumner out for 160.

The rest of the season didn't go to plan with a default to Sydenham due to lack of players and washouts against LP and OBC meaning we narrowly missed out on the semi-finals with two wins, one loss, one default and three abandoned matches.

Our one-day campaign leaders were: Matthias Paltridge (126 runs at 126), Nick Gibb (54 at 54), James Southby (46 at 46) and Matt Aspinall (5 wickets at 20), Rob McClean (6 at 7) and Tom McClean (6 at 7).

A number of other players also contributed throughout the season to get us to where we ended up so thank you to everyone. A big congratulations to everyone who made their Sabres debut this season, it is great to have you on board.

Thank you to the club for providing us with the facilities to be able to do what we love week in, week out. We'll see you all in July for pre-season training at the new Hadlee Sports Centre.

**William Southby**

## Championship Men SABRES Averages, 2021/22

	Mat	Inn	NO	HS	Runs	Ave	100	50	Ct	St	O	M	R	W	Ave	Best	4wi	5wi	SR	Econ
<b>Jack Anderson</b>	13	12	5	48	98	14.00	-	-	3	-	106.2	24	388	21	18.48	4-19	2	-	30.4	3.65
<b>Matthew Aspinall</b>	15	10	5	9	23	4.60	-	-	1	-	141.3	29	510	37	13.78	6-31	-	2	22.9	3.60
<b>Shane Burton</b>	8	8	1	25	96	13.71	-	-	2	-	40	7	162	10	16.20	4-26	1	-	24.0	4.05
<b>Sam Flavell</b>	3	3	0	14	15	5.00	-	-	1	-	-	-	-	-	-	-	-	-	-	-
<b>Thomas Flavell</b>	10	13	0	57	187	14.38	-	1	12	1	1	0	11	0	-	-	-	-	-	11.00
<b>Nick Gibb</b>	4	4	1	54	97	32.33	-	1	-	-	6	0	34	1	34.00	1-34	-	-	36.0	5.67
<b>Clem Gibbens</b>	11	11	1	55	214	21.40	-	1	4	-	73	11	284	18	15.78	3-16	-	-	24.3	3.89
<b>Curtly Harper</b>	2	3	2	21*	54	54.00	-	-	1	-	32	4	123	6	20.50	5-40	-	1	32.0	3.84
<b>Tom Harrison</b>	2	1	1	6*	6	-	-	-	1	-	16	3	50	1	50.00	1-26	-	-	96.0	3.13
<b>Timothy Jackson</b>	4	2	1	2*	2	2.00	-	-	1	-	-	-	-	-	-	-	-	-	-	-
<b>Robin James</b>	2	3	1	47	88	44.00	-	-	-	-	-	-	-	-	-	-	-	-	-	-
<b>Jack Kane</b>	2	2	1	27	30	30.00	-	-	-	-	17	4	64	5	12.80	3-50	-	-	20.4	3.76
<b>Sam Kearns</b>	13	15	4	42	161	14.64	-	-	7	-	82.4	11	333	17	19.59	4-22	1	-	29.2	4.03
<b>Piers Landon-Lane</b>	3	2	1	18*	21	21.00	-	-	6	-	4	0	24	0	-	-	-	-	-	6.00
<b>Rob McClean</b>	2	1	0	4	4	4.00	-	-	-	-	13	3	39	4	9.75	4-26	1	-	19.5	3.00
<b>Thomas McClean</b>	12	14	0	58	180	12.86	-	1	8	-	64.5	3	295	14	21.07	4-26	1	-	27.8	4.55
<b>Matthias Paltridge</b>	11	13	0	126	361	27.77	1	-	5	-	-	-	-	-	-	-	-	-	-	-
<b>Owen Rees</b>	4	5	1	15	29	7.25	-	-	-	-	-	-	-	-	-	-	-	-	-	-
<b>Manpreet Sharma</b>	16	19	0	42	278	14.63	-	-	7	-	-	-	-	-	-	-	-	-	-	-
<b>Ian Souness</b>	2	1	1	5*	5	-	-	-	-	-	28.1	7	61	5	12.20	4-27	1	-	33.8	2.17
<b>James Southby</b>	7	8	2	107*	306	51.00	1	2	4	-	29	5	128	3	42.67	2-11	-	-	58.0	4.41
<b>William Southby</b>	14	18	1	61	396	23.29	-	3	10	1	4	0	23	1	23.00	1-23	-	-	24.0	5.75
<b>Hugh Symes</b>	12	13	0	39	152	11.69	-	-	5	-	40	7	143	9	15.89	4-45	1	-	26.7	3.58



The next phase of our club-wide Kookaburra uniform outfitting got underway at the start of the season.

The morning men's grade sides were kitted out in branded white shirts for two-day cricket and vests which are reversible (white/blue) to adapt to any format.

In the afternoon grades, the Division 4 Buccaneers had a new blue uniform emblazoned with sponsors Waitoa and the Social T20 women received team hoodies.



## Division 1 Men JAGUARS

---

	P	W	L	D/T/NR	Place
<b>Two-day:</b>	6	0	5	1	8th (8)
<b>One-day:</b>	4	0	4	0	7th (8)
<b>Twenty20:</b>	7	0	6	1	8th (8)
<b>Total:</b>	17	0	15	2	

After a successful maiden voyage the newly promoted Jaguars were ready to tackle Division 1 but, as it turned out, as the old adage goes, anything that could go wrong pretty much did go wrong.

Before and during the course of the season we lost the services of over half a dozen core team members due to promotions, unavailabilities, injuries and even an early-season club-switch in one instance. Covid reared its ugly head again to make it even more difficult as we were the side most affected whenever anyone across the morning grades had to self-isolate in quarantine.

During the initial two-day phase over the opening two months we fought hard and were actually pretty competitive for the most part. We gifted away a couple of golden victory opportunities due to a lack of ruthlessness and a shocking streak of drop catches. Knocking over teams in the second innings remains an Achilles' heel in this format.

By the time we hit late November however, player numbers ebbed and the Jags acutely bore the brunt of things, with scraping together a full XI becoming nigh on impossible.

This extra handicap of often playing with nine or ten up to the Christmas break was too much to bear for our understrength, low-on-confidence line-up, who were already battling to stay competitive in a much stronger grade than before.

In the midst of this we did however manage to make Marist-Harewood's first XI earn their victory against us despite us only having nine, of which half of us closer resembled an All Blacks front row from the '90s than prime Christian Cullen.

Results were punishing, to say the least. The silver lining to these clouds was we were often put out of our misery fairly quickly, allowing us to go and support the Sabres and Premis rather than prolonging the pain any more than strictly necessary!

The New Year brought a bit more resolve, with a number of much younger players guesting to help the side keep ticking over, though the outcomes were pretty much still set in stone.

Losing five of our last eight weeks due to a combination of bad weather and Covid was probably a blessing in disguise, with the post-mortem analysis allowed to begin a fortnight before the actual end of the season. In what turned out to be our final game we at least made the eventual champion Halswell Vikings side work hard for long stretches to overcome us, before their two-day title could finally be confirmed to be theirs.

Not surprisingly, the stats sheet makes for fairly grim reading, with only six batsmen reaching triple-figure tallies and just the two bowlers with double figures in the wickets column for the summer. The stand-out was Piers Landon-Lane, who easily topped our run charts and scored three of the four team's half-centuries as well as doing a tidy job behind the sticks once again. For his efforts he took out team player of the year honours.

Elliot Anderson-Evans was the rock with the ball again, having to do the lion's share of the work in a line-up that had even fewer seam options than last year. He had more than double the tally than the next best, our top spinner George Devine.

Remarkably, we had one seam bowling performance good enough to win a club award this year, with Zane Phillips' contacts list working wonders on a Friday evening: fill-in Blake Barrett peeled off a brilliant 6-22 against Merivale-Papanui for the club's best figures of the season in his only appearance.

Thanks to the whopping 18 players who made one-off appearances to help us out, namely: James Alabaster, Blake Barrett, Matthew Davis, Max Devonshire, Pierre Flavell, Clem Gibbens, Stephen Goodwin, Curtly Harper, Jack Kane, Finn McCormack Young, Achindra Molamure, Cameron O'Brien, Daniel Patterson, Rogan Ross, Alex Scott, Manpreet Sharma, Henry Stewart and Toby van Onselen. They contributed 175 runs at 9.21, including the only 50 of the season not scored by Piers (58 by Achindra), five catches and 15 wickets at 23.53.

Having last year started what was to be at least a three-year project to revive the Saints thirds and shore up our morning grade talent pipeline, this year was a huge set of roadworks that has deviated us off course after the highly encouraging start to the journey.

However, if there's any learnings from being a long-suffering Penrith Panthers fan who has endured decades of heartache and obscurity, it's that I can remain firmly (and delusionally?) optimistic that we can and will resurrect something tangible out of the ashes of this campaign. Some strategic recruitment and a serious investment in talent development will eventually set us on the right path to where we want to be in the long haul. Looking forward to rebounding in style, back down in our happier hunting ground of Division 2!

**Duane Pettet**

## Division 1 Men JAGUARS Averages, 2021/22

	Mat	Inn	NO	HS	Runs	Ave	100	50	Ct	St	O	M	R	W	Ave	Best	4wi	5wi	SR	Econ
<b>Elliot Anderson-Evans</b>	15	14	1	22	125	9.62	-	-	4	-	111.3	13	493	25	19.72	3-29	-	-	26.8	4.42
<b>Jack Belcher</b>	3	2	0	19	23	11.50	-	-	-	-	8	0	51	1	51.00	1-51	-	-	48.0	6.38
<b>Anantkumar Chaudhari</b>	2	3	1	9	10	5.00	-	-	2	-	30.1	5	75	2	37.50	2-22	-	-	90.5	2.49
<b>Uday Daroch</b>	3	4	1	13*	22	7.33	-	-	-	-	14.3	1	89	2	44.50	1-6	-	-	43.5	6.14
<b>George Devine</b>	16	17	2	18	122	8.13	-	-	4	-	55.1	2	334	11	30.36	4-23	1	-	30.1	6.05
<b>Reuben Fairbairn</b>	2	0	-	-	-	-	-	-	-	-	5	0	49	1	49.00	1-31	-	-	30.0	9.80
<b>Jono Hamilton</b>	3	3	1	15	28	14.00	-	-	1	-	2.2	0	34	0	-	-	-	-	-	14.57
<b>Blake Hansen</b>	4	4	0	10	22	5.50	-	-	1	-	-	-	-	-	-	-	-	-	-	-
<b>Jonathan Hanson</b>	6	6	0	31	59	9.83	-	-	1	-	-	-	-	-	-	-	-	-	-	-
<b>Sean Hassall</b>	2	2	0	0	0	0.00	-	-	-	-	-	-	-	-	-	-	-	-	-	-
<b>Dominic Hasselberg</b>	2	2	0	1	1	0.50	-	-	1	-	3	0	33	0	-	-	-	-	-	11.00
<b>Timothy Jackson</b>	5	5	0	9	23	4.60	-	-	1	-	-	-	-	-	-	-	-	-	-	-
<b>Will Kenny</b>	3	3	0	6	7	2.33	-	-	-	-	21	0	131	6	21.83	3-50	-	-	21.0	6.24
<b>Reinhardt Kruger</b>	2	3	1	21	39	19.50	-	-	-	-	21	3	87	0	-	-	-	-	-	4.14
<b>Leatham Landon-Lane</b>	2	2	0	11	18	9.00	-	-	-	-	4	1	17	3	5.67	3-17	-	-	8.0	4.25
<b>Piers Landon-Lane</b>	13	16	1	87	397	26.47	-	3	14	2	15.5	3	80	3	26.67	2-19	-	-	31.7	5.05
<b>Abe MacDougall</b>	5	5	3	15*	37	18.50	-	-	1	-	17	0	98	2	49.00	1-31	-	-	51.0	5.76
<b>Alex McKenzie-Rimmer</b>	10	9	2	32	55	7.86	-	-	2	-	38.5	0	242	6	40.33	2-21	-	-	38.8	6.23
<b>Anurag Mishra</b>	7	5	5	5*	14	-	-	-	-	-	22	2	125	7	17.86	2-14	-	-	18.9	5.68
<b>Duane Pettet</b>	17	20	4	45*	282	17.63	-	-	8	-	-	-	-	-	-	-	-	-	-	-
<b>Zane Phillips</b>	13	14	4	40*	178	17.80	-	-	-	-	54.4	2	300	5	60.00	2-49	-	-	65.6	5.49
<b>James Poole</b>	12	13	0	19	78	6.00	-	-	2	-	8	0	62	1	62.00	1-62	-	-	48.0	7.75
<b>Hugh Quirk</b>	5	6	0	23	89	14.83	-	-	3	2	14	1	93	0	-	-	-	-	-	6.64
<b>Owen Rees</b>	14	17	0	47	258	15.18	-	-	3	-	11	0	75	4	18.75	2-18	-	-	16.5	6.82
<b>Grant Ross</b>	2	2	0	34	65	32.50	-	-	-	-	-	-	-	-	-	-	-	-	-	-
<b>Joel Turner</b>	2	2	0	26	26	13.00	-	-	-	-	-	-	-	-	-	-	-	-	-	-



Our current (left) and former (right) pavilions nestled next to one another in the sunny north-eastern corner of Hagley Oval. We shared the old building with the West Christchurch club (now Burnside West Christchurch University) from 1905 to 1956. It is now home to the Canterbury umpires' and is the oldest cricket pavilion in New Zealand (and possibly the world), dating back to 1863.



A new building emerged on the south-eastern side of the oval, with the completion of the Sir Richard Hadlee Sports Centre over the winter. The five-lane indoor facility will be a great asset in the Hagley precinct and save our players countless hours slogging all the way out to Lincoln and back for pre-season trainings. The building is sited where the old Canterbury Horticultural Society hall used to be located, behind the Hadlee Pavilion and next to the Nursery Ground. The entranceway features larger-than-life decals of Sir Richard plus Saints alumnus Stephen Bock.

## Chairman's Cup XI LIONS

---

	P	W	L	D/T/NR	Place
<b>One-day:</b>	3	2	1	0	2nd (5)

Having been inexplicably left out of the draw despite entering a side last season, it was great at last for our Lions XI to at last have its second bite at the Chairman's Cup after an enjoyable maiden foray in 2019/20.

We assembled a well-rounded line-up for our opening game against Heathcote in November, featuring two Sabres, two Jaguars, two Buccaneers, two BBBBs and three Fozzies. Despite not being used to working with a two-piece ball Jack Anderson made the absent Scott Mason proud, with Jando hooping the ball in an unplayable opening spell to knock a couple over early. Fozzies duo Kade Atkinson and Damian Whiting kept the pressure on with containing middle-overs spells and Piers Landon-Lane's chaotic leg spin cleaned up the dregs (3-40 off six). Though a target of 168 off 40 overs on Hagley 5 could've been a tricky ask, our stacked line-up of power hitters put caution to the wind. Matt Cameron (51 off 58) and Manpreet Sharma (40) blasted 81 in 16 overs and Kade (41 off 25, including two massive bombs) carried on the plundering to earn us a semi-final spot with more than nine overs and five wickets to spare.

With the semi against Sumner taking place more than two months later, there were five changes to the side, including the injection of a couple of Super Swingers, with the team we fielded remaining equally as strong. It turned out to be a Sunday afternoon stroll on our happy hunting ground of Hagley 5 again as the visitors could barely get it off the square. With Scott Mason bowling eight straight up front for 1-11, supported by Matt Aspinall's new-ball spell of 2-9 off five and add in some dynamite fielding we were in total control from the off. Matt Kyle (4-5 off four) was the demolition man to finish them off for just 61. We chased it down in barely 10 overs with eight wickets to spare, the game being over well before 3pm.

Our first Chairman's Cup final at just our second attempt was delayed a month due to rain, taking place just a fortnight before the season's close. Playing away to Merivale-Papanui – the side which tripped us up in the semis two years ago – it was the first live streamed game for many taking part (thanks Pete Mayell!).

Brad 'Mantis' Hill came in for James Alabaster in the only change and we got off to a strong start, once again in the field. Another 'Potty' special (1-9 off eight straight up top) set us up and kept MP's run rate in check, even if wickets were harder to come by. However, from 64/3 at the halfway mark, they made full use of their resources in hand and we had a number of chances not go to hand. Matt Aspinall was strong at the death to finish with 4-32 off his eight, but we were left to chase a tricky 172 against a formidable bowling attack.

It was disaster right from the start, as we lost our openers in the first three overs and slumped to 70/6 just after the drinks break, with sundries the only thing propping us up. The asking rate wasn't out of control however and Swingers pair Scott Baker and Matt Kyle's 54-run stand kept our hopes alive, reducing the requirement to 49 off 50 balls. It wasn't meant to be though, as our last four wickets fell for just 23, handing a worthy MP side the cup by 25 runs.

While we fell at the final hurdle, it's been a great competition to be a part of (albeit, a haphazardly organised one). The best element for us as a club has been the ability to co-mingle players from all levels from seconds right through to President's. With 12 of our 17-man squad being over 33 the average age of the side was 37; the youngest (19) and oldest (53) came from the same family (Flavell). We built new relationships and bonded team-mates who would otherwise never get to play together.

As a 'city' side taking part in this formerly exclusive 'suburban' competition, we've taken to it with aplomb from day dot and keenly await another shot at going a step further next year.

## Duane Pettet



Representing a wide cross-section of teams, our Chairman's Cup XI Lions during their opening round win against Heathcote. Back row: Jack Anderson (Sabres), James Alabaster (BBBBBs), Damian Whiting (Fozzies), Matt Cameron (Fozzies), Kade Atkinson (Fozzies), Pierre Flavell (BBBBBs), Jonathan Hanson (Buccaneers). Front row: Jono Hamilton (Buccaneers), Piers Landon-Lane (Jaguars), Duane Pettet (Jaguars, captain), Manpreet Sharma (Sabres).

## Chairman's Cup XI LIONS Averages, 2021/22

	Mat	Inn	NO	HS	Runs	Ave	100	50	Ct	St	O	M	R	W	Ave	Best	4wi	5wi	SR	Econ
<b>James Alabaster</b>	2	0	-	-	-	-	-	-	-	-	1	0	7	0	-	-	-	-	-	7.00
<b>Jack Anderson</b>	1	0	-	-	-	-	-	-	-	-	6	1	18	2	9.00	2-18	-	-	18.0	3.00
<b>Matthew Aspinall</b>	2	1	1	6*	6	-	-	-	-	-	13	1	41	6	6.83	4-32	1	-	13.0	3.15
<b>Kade Atkinson</b>	3	2	0	41	55	27.50	-	-	-	-	14	3	65	3	21.67	2-25	-	-	28.0	4.64
<b>Scott Baker</b>	2	1	0	20	20	20.00	-	-	-	-	-	-	-	-	-	-	-	-	-	-
<b>Matt Cameron</b>	3	3	0	51	57	19.00	-	1	1	-	13	0	57	1	57.00	1-20	-	-	78.0	4.38
<b>Pierre Flavell</b>	1	1	0	0	0	0.00	-	-	-	-	-	-	-	-	-	-	-	-	-	-
<b>Thomas Flavell</b>	2	2	1	5	9	9.00	-	-	-	-	-	-	-	-	-	-	-	-	-	-
<b>Jono Hamilton</b>	1	1	1	0*	0	-	-	-	-	-	5	0	29	1	29.00	1-29	-	-	30.0	5.80
<b>Jonathan Hanson</b>	3	3	2	29*	33	33.00	-	-	2	-	-	-	-	-	-	-	-	-	-	-
<b>Brad Hill</b>	1	1	0	18	18	18.00	-	-	-	-	4	1	18	0	-	-	-	-	-	4.50
<b>Matt Kyle</b>	2	1	0	34	34	34.00	-	-	2	-	9	2	35	5	7.00	4-5	1	-	10.8	3.89
<b>Piers Landon-Lane</b>	3	3	0	24	50	16.67	-	-	1	-	14	0	76	5	15.20	3-40	-	-	16.8	5.43
<b>Scott Mason</b>	2	1	0	5	5	5.00	-	-	-	-	16	7	20	2	10.00	1-9	-	-	48.0	1.25
<b>Duane Pettet</b>	3	1	0	0	0	0.00	-	-	3	-	-	-	-	-	-	-	-	-	-	-
<b>Manpreet Sharma</b>	1	1	0	40	40	40.00	-	-	-	-	-	-	-	-	-	-	-	-	-	-
<b>Damian Whiting</b>	1	0	-	-	-	-	-	-	-	-	5	1	20	1	20.00	1-20	-	-	30.0	4.00

## Division 4 Men BUCCANEERS

---

	P	W	L	T/NR	Place
<b>One-day:</b>	15	4	10	1	6th (8)

At the start of the season we welcomed Jonathan Hanson (Mustard) as our new team captain and were joined by new members Reuben Fairbairn and Andrew Flanagan. We got off to a great start in the opening match of the season against Riccarton, with special mention to Stephen Goodwin (38 runs), Owen Rees (35) and Mayank Pawar (three wickets). A win first up thanks to a solid team effort left the team feeling positive.

As the season progressed we welcomed more new members: Craig Maguire, Harry Greenwood, Joshua Erasmus, Patrick Forsythe, Sean Hassall, Timothy Jackson, Alex Scott and James Poole. Unfortunately, we lost our old skipper Jono Hamilton due to injury and Joel Turner sadly left the club. This shook the batting order of our team. Reuben was also out from January onwards due to a shoulder injury. Thankfully Joel returned to play a few more games for us when we needed him.

I'd also like to mention the players who filled in for our team when we were short: Mark Hampton (who played a superb innings of 65 against Heathcote); plus Gareth White, Richard Carrigan, Joe Pfahlert, Robbie Ward and Scott Mason (Potty).

Some notable individual batting performances during the season came from: Mustard (two fifties), Stephen (a 92 and three 40s), Patrick (48), Matt Ansley (38) and Craig Maguire (38). Goody and Mustard had very solid seasons with the bat and the pair also contributed behind the stumps with some brilliant wicket-keeping efforts between them.

The best partnerships of the season came from: Goody and Craig's 128 opening up against the Richmond Rhinos, Matt and Jono's 64 against OBC Cornered Tigers and 60 between Patrick and Aman against the Rhinos.

The best bowling performances came from: Tim (5-2), Jono (5-19), Scott (5-23), Abe MacDougall (4-15), Andrew Flanagan (4-25), Craig Maguire (4-26) and Aman Singh (4-27). Mayank, Zane Phillips, Josh, Reuben and Patrick were also among the wickets.

It was exciting to receive new team kit this year, including numbers and nicknames on the back. We thank Waitoa for sponsoring the Buccaneers to help make this happen.

Unfortunately, we had a lot of games cancelled either due to Covid or rain. Overall it was a very tough season, but we still managed four wins and were competitive in many others. On a positive note, new players joined and got to know and support each other throughout the season. The side held together and will endeavour to return stronger next year.

**Amandeep Singh**

## Division 4 Men BUCCANEERS Averages, 2021/22

	Mat	Inn	NO	HS	Runs	Ave	100	50	Ct	St	O	M	R	W	Ave	Best	4wi	5wi	SR	Econ
<b>Matt Ansley</b>	7	6	1	38	112	22.40	-	-	4	-	42.3	5	189	5	37.80	2-28	-	-	51.0	4.45
<b>Richard Carrigan</b>	5	5	0	4	8	1.60	-	-	2	-	-	-	-	-	-	-	-	-	-	-
<b>Joshua Erasmus</b>	7	7	0	19	36	5.14	-	-	3	-	24	0	128	7	18.29	3-39	-	-	20.6	5.33
<b>Reuben Fairbairn</b>	7	5	1	9*	26	6.50	-	-	2	-	38	2	207	7	29.57	2-27	-	-	32.6	5.45
<b>Andrew Flanagan</b>	11	11	2	10*	44	4.89	-	-	1	-	19	0	130	4	32.50	4-25	1	-	28.5	6.84
<b>Patrick Forsythe</b>	6	6	1	48*	80	16.00	-	-	1	-	34	4	121	5	24.20	2-22	-	-	40.8	3.56
<b>Stephen Goodwin</b>	13	13	2	92*	365	33.18	-	1	7	-	1	1	0	1	0.00	1-0	-	-	6.0	0.00
<b>Harry Greenwood</b>	5	5	0	27	44	8.80	-	-	-	-	-	-	-	-	-	-	-	-	-	-
<b>Jono Hamilton</b>	5	5	1	26	43	10.75	-	-	-	-	24	5	63	9	7.00	5-19	-	1	16.0	2.63
<b>Jonathan Hanson</b>	10	9	0	54	220	24.44	-	2	6	-	2.1	0	12	0	-	-	-	-	-	5.54
<b>Sean Hassall</b>	6	6	0	5	18	3.00	-	-	-	-	1	0	13	0	-	-	-	-	-	13.00
<b>Timothy Jackson</b>	4	3	0	11	14	4.67	-	-	2	-	21	2	72	7	10.29	5-2	-	1	18.0	3.43
<b>Antonio Luxton</b>	11	9	1	8	18	2.25	-	-	4	-	2	0	8	0	-	-	-	-	-	4.00
<b>Abe MacDougall</b>	4	3	0	9	16	5.33	-	-	1	-	26	4	83	7	11.86	4-15	1	-	22.3	3.19
<b>Craig Maguire</b>	12	11	1	36	83	8.30	-	-	1	-	34.1	1	180	8	22.50	4-26	1	-	25.6	5.27
<b>Kris Pagan</b>	6	3	2	1*	2	2.00	-	-	-	-	32	5	128	5	25.60	2-34	-	-	38.4	4.00
<b>Mayank Pawar</b>	9	9	1	17	55	6.88	-	-	1	-	17	2	50	6	8.33	3-13	-	-	17.0	2.94
<b>Zane Phillips</b>	4	4	1	27	29	9.67	-	-	4	-	21	7	48	4	12.00	2-8	-	-	31.5	2.29
<b>James Poole</b>	2	2	0	0	0	0.00	-	-	1	-	-	-	-	-	-	-	-	-	-	-
<b>Amandeep Singh</b>	14	11	3	12	36	4.50	-	-	-	-	71.3	5	292	11	26.55	4-27	1	-	39.0	4.08
<b>Joel Turner</b>	4	4	0	33	85	21.25	-	-	3	-	-	-	-	-	-	-	-	-	-	-



Above left: Jonathan Hanson struck two of the Buccaneers' four fifties.

Above right: Tim Jackson's first wickets for the club came in a brilliant spell of 5-2 off five overs against Richmond.

Below left: Club stalwart Abe MacDougall returned to the Buccaneers after a brief 'retirement' to President's grade and reached the 250-game milestone.

Below right: Buccaneers and Cobras legend Stephen Goodwin, off to live in Oz, saved his best until last, posting a career-best 92\* in his penultimate game.



## President's Grade Men BBBBs

---

	P	W	L	T/NR	Place
<b>One-day (Main):</b>	10	7	3	0	3rd (15)
<b>One-day (Top 8):</b>	5	3	2	0	5th (8)
<b>Total:</b>	15	10	5	0	

We came, we played, we enjoyed, we left.

Gibby, Jimmy, Hampo, Ralphie, Rich, Mantis, RJ, Bazza, Selly, Half G, Franko, Spoff, Wellsy, Eagle, Flav, Norm, Daygo, Iggs, Muz, RT, Richie and Potty. A bunch of names that could strike fear into any opposition. Well, some opposition, maybe, on a good day ... perhaps!

The season started with great hope following some fantastic off-season recruiting and the return to the much-loved red ball, not that rubbish orange ball we were forced to use for the past two seasons.

The one downside was that we would miss the explosive batting of Reado for the season, as family matters meant he took the season off and the all-round skills of AbeMac who took the season off to rekindle his enthusiasm for the game.

Ultimately the season ended with some "if only" moments costing us the grade title. "If only" we had beaten both East Christchurch Shirley teams early in the season, when we had great opportunities to do so, and "if only" we had beaten Burnside in the second-to-last game of the main competition round, and "if only" we hadn't missed games against weaker teams, due to the weather, when other top teams were playing each other, we could be holding the trophy aloft.

It's a funny thing to only lose three games and still end up fourth on the points table for the main competition. Congratulations to Hornby (main competition winners) and ES Strikers (Top 8 winners).

Team wise:

Gibby (Craig Gibb) – New recruit, old head with all-round potential. Solid at the top of the order, reluctant but very effective bowler, great in the field, hands tell a different story at times.

Jimmy (James Alabaster) – Still a handful. Struggled with balance at the crease with less weight on ankle. Suffers from liking Speights despite all efforts by the team to rectify this.

Hampo (Mark Hampton) – Slightly broken. Hampered by a dodgy knee forcing him to renounce his all-rounder status, for this season anyway!

Ralphie (Alan Hemingway) – New recruit, mischief maker. Limited opportunities to needle others into grumpiness. Explosive with the bat, bowling a mystery, dropped as many as he caught.

Rich (Richard Mather) – Mr Reliable. Able to play more games this season than normal, usual solid self with bat in hand, bowling needs fine tuning, fielding at its normal efficient standard.

Mantis (Brad Hill) – The youngster. Season impacted by unavailability for several reason. Super competitive in all aspects of the game, much to Mr Grumpy's delight.

RJ (Robin James) – Smashed it. Hit the ball even harder this season in his limited appearances, still bowls quicker than most and buckets for hands. One of the nicest guys you could meet.

Bazza (Barry Cox) – Solid as. In between concreting jobs, he welded the willow well, always getting us off to a fast start. Quickest across the ground by a long way and reliable under the high ball.

Iggs (Dean Iggo) – New recruit, The Man. Top-drawer keeper, scorer of vital runs, winner of top team award. What can't this man do!

Selly (Selwyn Cox) – Stalwart. Limited opportunities due to other life interests but always puts team first when either playing or not playing.

Half G (Gareth White) – Unlucky. A season of frustration as no luck with bat in hand, but always played with the team as the focus. Awesome when called upon to keep. Dives in field but team have worked out this is done to allow others to chase the leather, not because he is young and still able to do it.

Franko (Blair Franklin) – Gray-Nicolls fan. Cannot stop the man from talking about how great Gray-Nicolls are. When he does bat, he's not bad. When bowling he can be useful but grumpy, unsure on fielding ability as hides at slip behind keeper (talking about Gray-Nicolls equipment).

Spoff (John Hillary) – The returning legend. Having been away for a few years, returned to the fold for a guest appearance before injury struck. Still unable to fully empty a Heineken bottle or can.

Wellsy (Marc Wells) – New recruit, challenger to the throne. Opening bowler, solid but aggressive bat and sure-footed fielder, vying for all-rounder position left vacant by Hampo's injury. Grumpy to some but Princess to others.

Eagle (Brad Smith) – Captain-in-waiting. Still the spearhead of the attack, master of the red inker and entertaining in the field. Grumpiness worsening with age, but in denial about this. Well

positioned to captain after a couple of trial games in charge.

Flav (Pierre Flavell) – Mr Fix-it. Need something sorted, he's the man. Need eight cheap overs, he will do it. New gear, sorted. A player or two, done. Kept the injury streak going but reduced it to only one for the season.

Norm (Matt Davis) – Look mum, no hands. Can bat, can bowl, can field without using his hands, when he did use his hands, he broke a finger. Hours of entertainment for all.

Daygo (Graham Curgenven) – Club legend. Always keen for a beer but not a bat. Will advise when wants a bowl. Still looking for the much-needed elusive milestone catch.

Muz (Murray Griffin) – The mystery. People have heard of this mythical man, but few, if any sightings have been made on the field this season. Garbologist of choice, a man for all gear.

RT (Ryan Thomas) – Limited by coaching. A couple of guest appearances, streaking in and out on his recently acquired e-bike. Line and length still good, batting untested, e-bike would do a better job in the field.

Richie (Richard Carrigan) – Mascot. Work commitments and a willingness to stand down are a mark of the man this season. Still full of stories after a few beers.

Potty (Scott Mason) – A man of many hats. Selector, captain, organiser, timekeeper, occasional batter, reluctant bowler, willing fielder, Jimmy's Uber, poster boy for kinesiology tape.

Milestones passed during the season:

- Hampo passed 9500 President grade runs
- Rich passed 3500 President grade runs
- Bazza passed 3000 President grade runs
- Half G took his 50th catch
- Eagle took his 300th BBBB career wicket
- Hampo, Rich, Bazza and Selly all received a silver tankard for 10 years of BBBB cricket.

Congratulations to Gibby (Mainlanders Div 1/South Island), Flav (Mainlanders Div 2), Hampo (Mainlanders Div 2) and Potty (Mainlanders Div 1/South Island) who featured in over-50s fixtures during the season. And an even bigger congratulations to Gibby and Potty for selection in the New Zealand Over-50s A team and to Flav for his selection in the New Zealand Over-50s B team to complete in Australia in November 2022.

And with that we move to the naming of the recipients of the much sort after (some of them anyway) BBBB awards:

- Player of the year – Iggs
- Batter of the year – Rich
- Bowler of the year – Flav
- All-rounder of the year – Gibby
- Carthorse (most impacted by the aging process) – Hampo
- Harbour Bridge award (worst fielder) – Norm
- Mr Grumpy – Eagle (in close competition with Mantis, Wellsy, Ralpie and Flav)
- And a new award/acknowledgement this year (thanks to Hampo finding a massive rubber duck at his house) – the Quack award (most ducks) – Jimmy

A season full of highs and lows but, results notwithstanding, a fantastic bunch of guys to play this great game with. I hope all the lads enjoyed the season as much as I did, that all the newcomers to the team felt welcome and that everyone will be lacing up the boots again come October for another crack.

A special mention to team sponsor Matt Kamstra from Moon Under Water, a true champion who has shown great support not only to the team, but the club as a whole. Thanks Matt. And thanks to those club members who filled in as and when the team needed it.

The team will have a new captain to play under next season. After 10 years at the helm, it's time to step away and let someone else run the show. I've enjoyed every minute of captaining and my thanks to all those who have played under my leadership for your support, effort and at times understanding, and I hope you all appreciate everything I did was always done with the best interests of the team in mind.

### **Scott "Potty" Mason**



A rare sight in President's grade: the BBBBs with a five-man slip cordon.

## President's Grade Men BBBBs Averages, 2021/22

	Mat	Inn	NO	HS	Runs	Ave	100	50	Ct	St	O	M	R	W	Ave	Best	4wi	5wi	SR	Econ
<b>James Alabaster</b>	14	11	0	59	156	14.18	-	1	5	-	14.1	3	57	3	19.00	2-2	-	-	28.3	4.02
<b>Barry Cox</b>	5	5	0	33	90	18.00	-	-	2	-	1	0	10	0	-	-	-	-	-	10.00
<b>Selwyn Cox</b>	2	0	-	-	-	-	-	-	-	-	-	-	-	-	-	-	-	-	-	-
<b>Graham Curgenven</b>	7	1	1	0*	0	-	-	-	-	-	3	0	15	2	7.50	2-15	-	-	9.0	5.00
<b>Matthew Davis</b>	7	2	1	51	54	54.00	-	1	1	-	34.2	5	130	9	14.44	2-12	-	-	22.9	3.79
<b>Pierre Flavell</b>	11	8	3	26	76	15.20	-	-	5	-	71	7	231	14	16.50	5-19	-	1	30.4	3.25
<b>Thomas Flavell</b>	2	1	0	19	19	19.00	-	-	-	-	14	1	58	1	58.00	1-21	-	-	84.0	4.14
<b>Blair Franklin</b>	5	4	2	35*	53	26.50	-	-	-	-	24	6	88	7	12.57	4-30	1	-	20.6	3.67
<b>Craig Gibb</b>	12	12	2	68	341	34.10	-	2	-	-	29.4	4	107	8	13.38	3-2	-	-	22.3	3.61
<b>Mark Hampton</b>	10	8	1	51	143	20.43	-	1	2	-	2.2	0	19	2	9.50	1-0	-	-	7.0	8.14
<b>Alan Hemingway</b>	8	8	2	50*	137	22.83	-	1	3	-	-	-	-	-	-	-	-	-	-	-
<b>Brad Hill</b>	9	7	0	83	224	32.00	-	2	3	-	44	8	154	11	14.00	5-28	-	1	24.0	3.50
<b>Dean Iggo</b>	8	6	2	73*	205	51.25	-	2	7	5	-	-	-	-	-	-	-	-	-	-
<b>Robin James</b>	3	3	1	75*	171	85.50	-	2	3	-	19	3	71	4	17.75	4-19	1	-	28.5	3.74
<b>Scott Mason</b>	14	4	3	8*	18	18.00	-	-	5	-	95.2	15	316	26	12.15	4-26	1	-	22.0	3.31
<b>Richard Mather</b>	9	9	1	90	280	35.00	-	1	3	-	9.5	0	69	0	-	-	-	-	-	7.02
<b>Brad Smith</b>	11	5	4	18*	50	50.00	-	-	6	-	66.3	8	242	16	15.13	4-27	1	-	24.9	3.64
<b>Ryan Thomas</b>	2	0	-	-	-	-	-	-	-	-	11	0	47	1	47.00	1-18	-	-	66.0	4.27
<b>Marc Wells</b>	11	6	3	32*	74	24.67	-	-	6	-	80	18	248	15	16.53	4-20	1	-	32.0	3.10
<b>Gareth White</b>	13	9	2	11	47	6.71	-	-	9	1	-	-	-	-	-	-	-	-	-	-



Above left: Scott Mason ticked another milestone off to add to his illustrious list of career highlights, passing Alan Jamieson's tally of 1260 wickets for the club.

Above right: In December Barry Cox passed 3000 runs for the BBBBs.

Below left: Craig Gibb was the BBBBs top run scorer in his first season at Saints after joining us from East Christchurch Shirley.

Below right: Graham Curgenvin has retired from the committee but continues to play on into his 36th season, seen here having a rare bowl (and taking two-for!).





### **St Albans Super Swingers Cavaliers T20 Section 2 Winners, 2021/22**

Back row: Andrew Brown, Scott Baker, Michael Goldsbrough, Corrie Hoult, Andy Rogers, Sam Price (captain). Front row: Ben Anderson, Matt Kyle, Peter Fernando, Eddy Woodham. Also played: Grant Hambly, Nathan Sidwell, Thomas Wilson.



Great spirit was shown by both of our Cavaliers sides in what turned out to be the first ever all-St Albans grade final, with the Fozzies fighting all the way against the Swingers. A number of players from both sides would also end up team-mates in our Chairman's Cup Lions XI side during the season too.

Left: Fozzies' John Stewart channels his inner Richie Richardson as he pulls on the way to 27\* off 15 balls in the final against the Swingers.

Right: Swingers' Scott Baker played a steady hand with his run-a-ball 34 steering his side to within one hit of title glory.



## **Cavaliers Twenty20 Grade Men SUPER SWINGERS**

	<b>P</b>	<b>W</b>	<b>L</b>	<b>T/NR</b>	<b>Place</b>
<b>Twenty20:</b>	15	12	3	0	1st (13)

Coming into the 2021/22 season on an emphatic high, after our maiden T20 championship victory, the Swingers went down fighting in our opening match against our long-time foes the Riccarton Hogs.

This defeat firmly planted our feet back on the pitch and our heads back into the game. With seven abandoned games and a forfeit, our cricket was limited this season, but the ability with both bat and ball shined.

With Peter Fernando carrying on from the previous season with his McCullum-like prowess with the bat and Andrew Brown – with his flawlessly executed shot portfolio – we were set up with a great chance at putting heavy pressure on our opposition.

Matt Kyle, Michael “Gold Boy” Goldsbrough and Scott Baker also joined in the fun, each contributing over 200 runs for the season.

With the ball, the combo of Brown and Fernando excelled once again, with their rapid pace and placement picking up 28 wickets between them. Ben Anderson and Matt Kyle chipped in nicely to maintain pressure through the middle overs and pick up good solid wickets.

Fielding has become tighter for the Swingers as years go by and Samuel Price has benefited the most, with five catches, each better than the last.

Pushing through an embarrassing loss to the bottom of the table No. 4 Experience, we had to pull ourselves back together and focus on getting through to our second consecutive final. Posting 196/3 in our second-to-last game our spot was secured as we rolled Southern Districts for 113.

Finals weekend we were put up against the mighty Fozzies in a St Albans derby. With our skipper Sam on the sideline with his multicoloured pens and scorebooks in hand, the Swingers came out to bowl with high hopes and huge energy. The Fozzies are a tough team to beat, and showed that with a gritty 130/3, as we struggled to pick up the wickets needed.

As we headed into bat, Peter’s mindset was not altered by the fact it was a finals game and went ballistic, setting the middle order up for a steady run chase. Ben Anderson and Scott steadied the ship through the middle, with a no-ball for six bringing the Swingers within four.

One shot would seal it, but a swing for glory sent Scott back to the pavilion, and another two quick wickets took the game into the final over. With the second ball the target was reached and the Swingers became back-to-back Cavaliers Section 2 champions. Bring on the three-peat!

**Scott Baker**

## Cavaliers Twenty20 Grade Men SUPER SWINGERS Averages, 2021/22

	Mat	Inn	NO	HS	Runs	Ave	100	50	Ct	St	O	M	R	W	Ave	Best	4wi	5wi	SR	Econ
<b>Benjamin Anderson</b>	11	8	5	33	130	43.33	-	-	1	-	28.2	2	180	9	20.00	3-6	-	-	18.9	6.35
<b>Scott Baker</b>	14	12	3	42*	241	26.78	-	-	9	1	-	-	-	-	-	-	-	-	-	-
<b>Andrew Brown</b>	13	12	5	56*	249	35.57	-	2	4	-	40.2	2	176	13	13.54	3-20	-	-	18.6	4.36
<b>Peter Fernando</b>	13	11	3	42*	217	27.13	-	-	2	-	45.2	3	216	15	14.40	3-6	-	-	18.1	4.76
<b>Bobby Florkowski</b>	2	2	1	43*	45	45.00	-	-	-	-	5	0	22	3	7.33	2-14	-	-	10.0	4.40
<b>Michael Goldsbrough</b>	11	10	3	41*	198	28.29	-	-	4	-	2.2	0	19	2	9.50	2-13	-	-	7.0	8.14
<b>Grant Hambly</b>	9	7	1	5	11	1.83	-	-	4	-	18	0	167	4	41.75	2-18	-	-	27.0	9.28
<b>Corrie Hoult</b>	4	2	1	14	25	25.00	-	-	1	-	11	0	54	1	54.00	1-10	-	-	66.0	4.91
<b>Matt Kyle</b>	13	12	2	39*	217	21.70	-	-	2	-	34	4	180	9	20.00	2-1	-	-	22.7	5.29
<b>Samuel Price</b>	11	6	3	8	19	6.33	-	-	4	-	4.4	0	51	2	25.50	1-2	-	-	14.0	10.93
<b>Andrew Rogers</b>	4	3	0	32	33	11.00	-	-	2	-	7	1	21	3	7.00	2-1	-	-	14.0	3.00
<b>Nathan Sidwell</b>	4	1	0	2	2	2.00	-	-	2	-	8	0	50	3	16.67	2-19	-	-	16.0	6.25
<b>Thomas Wilson</b>	8	6	2	51*	109	27.25	-	1	-	-	23	2	101	7	14.43	2-14	-	-	19.7	4.39
<b>Eddie Woodham</b>	6	5	2	11*	36	12.00	-	-	3	-	11.4	2	66	8	8.25	3-1	-	-	8.8	5.66

## **Cavaliers Twenty20 Grade Men FOZZIES**

---

	<b>P</b>	<b>W</b>	<b>L</b>	<b>T/NR</b>	<b>Place</b>
<b>Twenty20:</b>	15	10	4	1	2nd (13)

The 2021/22 season was a successful one for the Fozzie Bears, making the final of our grade.

At the start of the season we went on 'tour' with a trip to Blenheim for the South Island Masters Games. What a shame that Covid got in the way and limited participation, with only a few teams entered. Special mention goes to Kade Atkinson for a stellar performance scoring a 50 in every game and picking up the player of the tournament award. Unfortunately, the rest of the team were a disgrace, both on and off the field.

After the debacle that was Blenheim, the Fozzies really started to gain some momentum, with newer team regulars such as John Stewart, Dave Sutherland and Louis Bertie playing key roles.

Bowling-wise Damian Whiting led the attack and had the highest wicket tally. Our bowling was a strength this year with great support from many others, especially Nicholas Yardley with his awkward left-arm pace.

Kade and Matt Cameron were neck-and-neck for highest run scorers, although Matt played twice as many games as Kade. There were some great cameos from Simon Flynn, James Kirkpatrick and John at key moments throughout the season as well. Fielding was the usual lottery, mixing the downright ugly with periods of mediocrity.

The highlight of the season must have been Louis Bertie pumping 'Larts' for a huge six to tie the game against the Sydenham Cardinals off the penultimate ball of the innings, putting us in contention for the final, which happened to be against the Swingers.

Unfortunately, we came up short in the final against the Swingers, but at least a St Albans team won. Bloody good effort though, considering our average age is about 15 years higher than theirs.

Honourable mentions go out to Kade Atkinson, Matt Cameron and Damian Whiting for representing the Saints Chairman's Cup XI. Coincidentally, they also made it to the final and lost ... starting to sound like a theme, isn't it?

This season we farewelled two giants of Fozzie Bears cricket. One a giant by stature, Anton Fouchee, leaving for the life of wild animals and wild women in South Africa. The other a giant by performance, Damian Whiting, heading back to the UK with his family. No doubt they'll both be back at some stage for a guest appearance on the pitch and at The Little Fiddle.

Overall a great season, a great bunch of guys and a lot of fun. Here's to the 2022/23 season!

**Matt Cameron**

## Cavaliers Twenty20 Grade Men FOZZIES Averages, 2021/22

	Mat	Inn	NO	HS	Runs	Ave	100	50	Ct	St	O	M	R	W	Ave	Best	4wi	5wi	SR	Econ
<b>Kade Atkinson</b>	10	10	3	54*	351	50.14	-	1	6	5	4	0	20	2	10.00	2-20	-	-	12.0	5.00
<b>Louis Bertie</b>	9	4	3	12*	20	20.00	-	-	1	-	29	1	144	10	14.40	3-4	-	-	17.4	4.97
<b>Matt Cameron</b>	13	13	4	61*	346	38.44	-	3	4	-	25.3	2	134	13	10.31	3-13	-	-	11.8	5.25
<b>Simon Flynn</b>	12	12	0	51	155	12.92	-	1	6	-	-	-	-	-	-	-	-	-	-	-
<b>Anton Fouchee</b>	8	0	-	-	-	-	-	-	-	-	24	0	173	6	28.83	2-10	-	-	24.0	7.21
<b>James Kirkpatrick</b>	14	14	3	47	210	19.09	-	-	3	-	-	-	-	-	-	-	-	-	-	-
<b>John Maclean</b>	2	1	0	9	9	9.00	-	-	-	-	-	-	-	-	-	-	-	-	-	-
<b>Chris McIvor</b>	3	3	0	35	46	15.33	-	-	-	-	-	-	-	-	-	-	-	-	-	-
<b>Paul Mullinger</b>	2	2	0	56	62	31.00	-	1	-	-	4	0	34	0	-	-	-	-	-	8.50
<b>John Stewart</b>	15	14	4	43*	235	23.50	-	-	4	-	45	3	215	12	17.92	2-4	-	-	22.5	4.78
<b>Dave Sutherland</b>	9	9	4	30	88	17.60	-	-	3	-	26.1	0	147	14	10.50	4-14	1	-	11.2	5.62
<b>Damian Whiting</b>	13	6	4	7*	15	7.50	-	-	1	-	43.3	2	234	22	10.64	4-14	1	-	11.9	5.38
<b>Nicholas Yardley</b>	13	8	4	17	78	19.50	-	-	2	-	41	2	273	7	39.00	2-10	-	-	35.1	6.66



We had some new additions to the executive, with Trish Davis coming on board to take over from husband Matt as junior convener, so he can put more focus on the herculean job of coaching a large number of our girls teams.

Rob Young also joined as treasurer, taking over from Graham Curgenvin. Rob has an extensive accounting background and his daughters Lily and Maya also play for the club, having originally been involved with the combined Riccarton-St Albans Year 7/8 Spirit side that swept away allcomers last season.



A couple of our junior teams had a rare opportunity to play on Hagley Oval, with the Year 3 Raiona and Spirit sides enjoying their time on the hallowed turf on a sunny Friday November evening.



The Year 7/8 Comets stayed mostly together from last season and were boosted by some of last year's younger Riccarton Spirit players joining. The team were first-equal before Christmas and ended up third in the New Year.

Our Spirit side were the only all-girls team in the Year 3 T16 pairs grade and though the going was tough they had a great time learning the game, with a highlight being getting to play on Hagley Oval.



## Final Women's Competition Points

### Premier Cup (one-day)

	Ave
Old Boys Collegians	4.33
Lancaster Park	3.38
St Albans	2.43
North West	2.13
Sydenham	1.13

### Premier Kirsty Bond Series

St Albans	23
North West	18
Lancaster Park	18
Old Boys Collegians	18
Sydenham	13

Final: OBC beat LP

### Social 8 T20 (Sue Brown Series)

St Albans	68
Lancaster Park Rangers	65
Heathcote Vixens	50
North West-Southern Districts	18

### U16 Women

	Ave
North West Flames	3.60
Selwyn Wahine	2.63
Old Boys Collegians	2.00
St Albans Roar	1.93

Final: **LP Rangers beat St A**

3rd: Heath Vixens beat NW-SD

### Year 7/8 (Grading)

Selwyn Wahine	15
St Albans Comets	15
Sydenham Bernadine Stars	15
Sydenham Lewis Stars	15
North West Heat	10
St Albans Angels	10
Old Boys Collegians Bermingham	10
North West Sparks	5
St Margaret's Junior Magicians	0
Halswell 03 Hogwarts	0
South East Otautahi	0

### Year 5/6 (Grading)

North West Flames	20
Halswell 06 Honey Bees	15
St Albans Diamonds	15
Old Boys Collegians Martin	10
North West Flash	10
Sydenham Turner Stars	10
St Albans Royals	8
Selwyn Wahine	5
Halswell 07 Hermiones	5
Rangiora Waimak	3
Southern Districts Stars	0

### Year 7/8 Section 1

Sydenham Bernadine Stars	35
Sydenham Lewis Stars	30
Old Boys Collegians Bermingham	20
St Albans Comets	20
Selwyn Wahine	20
North West Sparks	10

### Year 5/6 Section 1

Halswell 06 Honey Bees	40
St Albans Diamonds	25
North West Flames	20
Rangiora Waimak	10
Old Boys Collegians Martin	5
North West Flash	0

### Year 7/8 Section 2

St Albans Angels	25
Halswell 03 Hogwarts	20
South East Otautahi	10
North West Heat	10
St Margaret's Junior Sparks	5
St Margaret's Junior Magicians	0

### Year 5/6 Section 2

Sydenham Turner Stars	25
Rangiora Waimak	20
St Albans Royals	15
Selwyn Wahine	5
Halswell 07 Hermiones	5
Southern Districts Stars	0

### We confess ...

That in spite of the care taken in producing this 2021/22 Annual Report, some mistakes may have occurred. Please accept our apologies.

## Premier Women

	P	W	L	D/T/NR	Place
<b>One-day:</b>	6	3	3	0	3rd (5)
<b>Twenty20 (KBS):</b>	4	3	1	0	1st (5)*
<b>Fizz (KBS):</b>	1	1	0	0	
<b>Total:</b>	11	7	4	0	* combined

A 'season of two halves' is the best way to describe how the Premier women's team performed throughout the 2021/22 season. Once again, an enlarged squad was utilised across the three competitions; the 50-over one-day competition and the T20 and new 'Fizz' 40 over format both of which comprised the Kirsty Bond series.

As in previous seasons, the 50 over one-day competition continued to be played when the Magicians players were available whilst the T20 competition and a new two-innings 40-over competition were contested when the Magicians were involved in domestic cricket.

The 'Fizz' format was a new innovation this season replacing the previous 16-over, eight-a-side format of the last few seasons. It involved the two teams playing each other over two 20-over innings. The format is like two-innings cricket on steroids. Batters potentially enjoy a second turn at bat while captains have to best decide how to utilise the eight overs bowlers can deliver across the two innings. The opportunity for the players to be exposed to a different format that sees them having to strategize differently from what they have previously been used to was a positive outcome of the competition. Whilst this season there were few opportunities to experience this new format it is possible that there will be more of these 'Fizz' games in the future.

This season saw a number of new additions and the return of some 'old faces' to the St Albans line-up. Jodie Dean joined us having previously played for the Sydenham club and to our delight earned a call up to the Magicians during the Super Smash and Hallyburton Johnstone Shield competitions. Outside of this commitment, Jodie proved to be one of our most consistent performers with bat and ball.

Flora Devonshire and Ocean Bartlett, from the victorious Central Districts U19 team, joined us post Christmas and although their appearances were limited, demonstrated enough to suggest they will be strong performers for the team in coming seasons. Other new faces included Ella Beehre (Northland) and Anusha Pandey.

A number of our well-performed U16 team also got their first opportunity to play Premier cricket at various stages of the season.

With the prospect of many of them comprising our Premier team in coming seasons it was pleasing to see these players handle the step up to this level with ease. Yssa Cullen, Maya Young, Georgetta Haller and Phoebe Dundass all made their first appearances whilst Stella Stewart, Lily Young and Isobel Jones enjoyed further opportunities after making their debuts during the 2020/21 season. Returning to the St Albans Premier team fold after a season or two absence was Casey O'Brien-Smith (Social 8s) and Ellena Firth.

Due to domestic commitments and later injury, Nat Cox (two matches), Kate Sims (four) and Gabby Sullivan (one) took little part in the cricket played throughout the season and coupled with the unavailability of Georgia Edge, this made for challenging times throughout the 50 over one-day competition in particular. This was offset somewhat by the availability of our White Ferns, Amy Satterthwaite (three matches) and Lea Tahuu (two). Amy and Lea were a welcomed addition as players enjoyed the opportunity to play alongside or against the NZ representatives.

The 2021/22 season saw us win the Kirsty Bond Series which was a combination of points from the T20 games and the Fizz (Four20), games. We won all but one game to take out the trophy. Due to injuries and covid we missed out on the final of the one day trophy, coming third.

Standout individual highlights included:

- Nat Cox at her belligerent best blasting her fourth century in the last two seasons including one massive six onto the roof of the bowling club at St Albans Park.
- Lea Tahuu in one of her two appearances proved too much to handle for the opposition as she completed a five-wicket bag including a double hat-trick.
- Kaylee Tavendale completed two five-wicket hauls – 5-19 against Sydenham and 5-33 against North West.

Other key performers throughout the season included; Jodie Dean with both bat and ball; Katie Morris who was a dedicated leader of the team, contributed valuable runs and picked up vital wickets; and Emily Glennie who was a solid performer at the top of the order and with the gloves. Notable contributions also came at various times throughout the season from Tegan Weston, Yssa Cullen and Flora Devonshire.

Thank you to all players in the Premier squad for their efforts this season and to our sponsors Bealey Ale House and Kookaburra. Finally, special thanks to Barry van Beurten for his dedicated work as Women's Club Captain and in particular his assistance with the Premier team.

**Kirsty Bond**  
**Coach**

## Premier Women Averages, 2021/22

	Mat	Inn	NO	HS	Runs	Ave	100	50	Ct	St	O	M	R	W	Ave	Best	4wi	5wi	SR	Econ
Jessica Barker	2	1	0	0	0	0.00	-	-	-	-	6	0	31	2	15.50	2-16	-	-	18.0	5.17
Ocean Bartlett	1	1	0	4	4	4.00	-	-	-	-	5	1	19	2	9.50	2-19	-	-	15.0	3.80
Ella Beehre	1	1	0	1	1	1.00	-	-	-	-	1	0	12	0	-	-	-	-	-	12.00
Kirsty Bond	1	1	1	3*	3	-	-	-	-	-	-	-	-	-	-	-	-	-	-	-
Elizabeth Cohr	2	1	0	2	2	2.00	-	-	-	-	6.3	0	23	2	11.50	2-15	-	-	19.5	3.54
Natalie Cox	2	2	1	107*	110	110.00	1	-	1	-	-	-	-	-	-	-	-	-	-	-
Yssa Cullen	8	6	3	13	29	9.67	-	-	3	-	30.5	1	122	8	15.25	4-10	1	-	23.1	3.96
Jodie Dean	9	7	1	55*	188	31.33	-	1	2	-	29	2	90	7	12.86	2-12	-	-	24.9	3.10
Flora Devonshire	3	3	0	57	89	29.67	-	1	-	-	8	0	50	0	-	-	-	-	-	6.25
Phoebe Dundass	1	1	1	2*	2	-	-	-	-	-	2	0	15	0	-	-	-	-	-	7.50
Ellena Firth	1	1	0	0	0	0.00	-	-	-	-	-	-	-	-	-	-	-	-	-	-
Emily Glennie	10	10	2	36	169	21.13	-	-	4	3	-	-	-	-	-	-	-	-	-	-
Georgetta Haller	1	1	0	0	0	0.00	-	-	2	-	3	1	6	2	3.00	2-6	-	-	9.0	2.00
Isobel Jones	1	1	1	0*	0	-	-	-	-	-	2	0	12	0	-	-	-	-	-	6.00
Katie Morris	10	8	2	31	87	14.50	-	-	4	-	52	9	194	10	19.40	3-30	-	-	31.2	3.73
Ash Mortimer	2	1	0	1	1	1.00	-	-	-	-	-	-	-	-	-	-	-	-	-	-
Lucy Murray	7	6	1	28*	68	13.60	-	-	-	-	28	3	104	7	14.86	3-18	-	-	24.0	3.71
Casey O'Brien-Smith	3	3	1	7*	15	7.50	-	-	-	-	-	-	-	-	-	-	-	-	-	-
Anusha Pandey	4	3	0	2	4	1.33	-	-	-	-	-	-	-	-	-	-	-	-	-	-
Amy Satterthwaite	3	2	0	16	27	13.50	-	-	2	-	14	3	31	1	31.00	1-6	-	-	84.0	2.21
Kate Sims	4	3	0	10	12	4.00	-	-	-	-	17	1	62	5	12.40	3-17	-	-	20.4	3.65
Sophie Sinclair	2	1	0	2	2	2.00	-	-	-	-	-	-	-	-	-	-	-	-	-	-
Stella Stewart	3	2	0	0	0	0.00	-	-	1	-	3	0	27	0	-	-	-	-	-	9.00
Gabrielle Sullivan	1	0	-	-	-	-	-	-	-	-	8	0	19	0	-	-	-	-	-	2.38
Lea Tahuu	2	1	0	10	10	10.00	-	-	1	-	4.1	1	15	5	3.00	5-15	-	1	5.0	3.60
Kaylee Tavendale	11	8	2	31*	67	11.17	-	-	4	-	39.3	3	167	15	11.13	5-19	-	2	15.8	4.23
Georgia Wells	3	1	1	8*	8	-	-	-	1	-	17	0	60	5	12.00	4-27	1	-	20.4	3.53
Tegan Weston	9	8	0	30	98	12.25	-	-	-	-	-	-	-	-	-	-	-	-	-	-
Lily Young	2	1	0	2	2	2.00	-	-	-	-	13.3	2	37	3	12.33	3-18	-	-	27.0	2.74
Maya Young	1	1	0	6	6	6.00	-	-	-	-	3	0	7	1	7.00	1-7	-	-	18.0	2.33



### **St Albans Social 8 T20 Women Sue Brown Series Major Winners, 2021/22**

Back row: Elrie Jordaan, Emily Ballinger, Jo Flack, Tanja Loxton, Keesha van Stijn, Liz White. Front row: Nicole Hay, Jodi Uluakiafua (captain), Julia Smith. Also played: Anna Archbold, Olivia Mazey, Casey O'Brien-Smith, Chris O'Brien-Smith.



Emily Ballinger (50 retired) and Jo Flack (42) hit out during the minor competition final against Lancaster Park. The pair added exactly 100 for the second wicket but the SBWs fell three runs shy of a comp double.

They did however win the OG Trophy for the first time in two years, after suffering 10 straight losses to the Heathcote Vixens, the other original ('OG') side still remaining in the grade.

## Social 8 Twenty20 Women

---

	P	W	L	T/NR	Place
<b>Twenty20:</b>	15	10	4	1	1st (4)

The SBWs had a great feeling about the 2021/22 season. Although we had lost a few players from last year, we had managed to pick up four new players over the off-season. There is nothing like a bit of fresh blood to renew your mission to be in the grade final.

Our solid core of players returned again, including myself (Jodi), Anna, Bondi, Chris, Elrie, Nic and Julz. We had a few games in the second half of the season with pretty short numbers as Anna, Chris and Bondi are so committed to women's cricket that they felt the need to follow some White Ferns games around the country, leaving Julz, Nic and I to battle it out without them.

Bondi continued to lead the way with the bat, nearly cracking 300 runs! One more innings would have done it.

Anna did the same with the ball, consistently keeping the opening runs to a minimum.

Chris solidly did her bit fielding out at point, reading each batter like the pro that she is.

Julz made some solid runs with the bat this season too and kept up her step count out at deep square.

Elrie returned for a few weeks until her baby bump allowed it no longer, returning at the end of the season with a baby in the pram on the boundary – solid commitment!

Nic really earned her stripes with the ball this season, taking 16 wickets with a best of 5-5 against NW-SD on Nunweek Park with her lucky socks on. She finished as the third best bowler in the grade and fifth on the MVP table. I took out most catches for the grade, solidly sticking with my position in the team as an expert fielder!

We lost Casey to the Premier team for a wee while, however, she did return in the middle of the season for a few games before injury took her out of action again. In a drunken moment at a White Ferns game Casey may have signed a 'contract' to play for Heathcote next season, however, our lawyers have found holes all through that contract and have deemed it non-binding!

Although we lost Casey, we managed to convince Liz that she was not a fill-in anymore, but had progressed to a part-time player. Liz was reliable with the bat (we won't mention the final game) making a few

50s and ensuring that everyone was running every single and two possible.

Our new players this year were a sight for sore eyes. Olivia was pretty handy with the ball, taking a few wickets but mainly keeping the run rate down with an economy of 3.44. She headed off for a trip to England toward the end of the season, but we are hoping to see her back next season.

Tanja joined us with a wealth of indoor experience. Although we had to teach her a few outdoor tricks like running twos, she proved to be a super useful batter finishing with an average of 47 and was also a capable bowler.

Keesha was new to cricket but came with enthusiasm, energy, joy and an eagerness to learn. The excitement was real when she took her first catch against NW-SD, only to immediately follow it up with her first wicket.

Emily came along a bit later in the season after returning to New Zealand from Germany. We nearly gave her away to NW-SD thinking we were good for numbers. It's just as well we didn't as we weren't good for numbers at all, and it turns out that she could bat like the pros do it with shots played all over the park. Emily proved to be a reliable opening batter and finished the season with a respectable average of 57.

These new players also brought along a rarity in our team – spectators!

Our season was pretty exciting. We took the OG Trophy from Heathcote and managed to hang on to it until the end of the season for the first time ever.

We were competitive against LP even when they were at full strength, with two games (including the final) coming down to the wire in the last over.

While it was unfortunately we lost the final game, the round-robin is now the main competition so taking that out by the narrowest of margins (half a win) was a great achievement.

**Jodi Uluakiafua**

## Social 8 Twenty20 Women Averages, 2021/22

	Mat	Inn	NO	HS	Runs	Ave	100	50	Ct	St	O	M	R	W	Ave	Best	4wi	5wi	SR	Econ
<b>Anna Archbold</b>	10	7	2	27	62	12.40	-	-	3	-	42	1	210	4	52.50	3-10	-	-	63.0	5.00
<b>Jodi Archbold</b>	12	7	1	14	50	8.33	-	-	5	-	28.3	4	150	9	16.67	2-8	-	-	19.0	5.26
<b>Emily Ballinger</b>	8	8	5	55*	185	61.67	-	2	2	-	3	0	20	1	20.00	1-20	-	-	18.0	6.67
<b>Josephine Bond</b>	12	10	3	50*	286	40.86	-	1	5	-	55	1	237	15	15.80	4-17	1	-	22.0	4.31
<b>Nicole Hay</b>	13	8	4	34	65	16.25	-	-	2	-	44.5	2	227	16	14.19	5-5	-	1	16.8	5.06
<b>Elrie Jordaan</b>	4	2	2	3*	5	-	-	-	-	-	14.2	1	81	2	40.50	1-3	-	-	43.0	5.65
<b>Tanja Loxton</b>	7	7	4	44*	143	47.67	-	-	3	-	20	0	102	2	51.00	2-20	-	-	60.0	5.10
<b>Olivia Mazey</b>	6	2	0	5	6	3.00	-	-	2	-	13.4	1	47	5	9.40	3-19	-	-	16.4	3.44
<b>Casey O'Brien-Smith</b>	3	2	0	28	29	14.50	-	-	1	-	0.1	0	0	1	0.00	1-0	-	-	1.0	0.00
<b>Chris O'Brien-Smith</b>	7	4	1	10	19	6.33	-	-	-	-	-	-	-	-	-	-	-	-	-	-
<b>Julia Smith</b>	10	9	4	38*	140	28.00	-	-	1	-	2	0	15	0	-	-	-	-	-	7.50
<b>Keesha van Stijn</b>	9	6	2	6	13	3.25	-	-	1	-	7	0	40	1	40.00	1-8	-	-	42.0	5.71
<b>Liz White</b>	5	5	3	51*	123	61.50	-	1	2	-	-	-	-	-	-	-	-	-	-	-

## Under 16 Women ROAR

---

	P	W	L	T/NR	Place
<b>One-day:</b>	13*	12*	1	0	4th (4)

The 2021/22 season for the St Albans Under 16 Girls' team was an outstanding success in many factors. The team was made up essentially from the successful Year 7/8 team from the previous year with some slightly older girls added to the mix. The cohesion within the team was obvious from the first game and continued throughout the season culminating in the team all but one game for a 92.3% success rate.

The season started with the collective agreement by all the players to include three Y7/8 girls that, while ineligible for the grade, were quite capable of participating and proved to be valuable contributors. The decision of the remaining girls for their inclusion typified the culture and comradeship that no doubt led to the team's impressive success. This also extended to girls new to cricket, who were welcomed warmly and accepted any challenges presented and ultimately succeeded in. It meant games prior to Christmas were forfeited with games only in the New Year awarded points for our wins. Ultimately, we saw the benefit to develop the team as a whole far outweighed any competition points lost.

The team was captained by Isobel Jones and Lily Young but were ably supported by all team members of the squad. Our strength was our depth, best highlighted by seven different girls scoring 50s with two getting two each and three girls averaging over 50.

The balance in our bowling was quite noticeable. Three girls took at least 11 wickets while five took at least three in an innings. Impressive economy rates and strike rates were evenly spread throughout the team, all backed up spectacular fielding and wicket-keeping by all team members.

The season, other than the winning of games and team culture achieved, had many other success stories. These included:

- Six girls having the opportunity to play Premier cricket
- Four girls selected in the Satterthwaite Festival Tournament for Y9/10s
- Two girls selected for their respective High School first XIs
- Splitting two games against the Nelson Under 16 representative squad with the highlight playing on Saxton Oval
- Watching the development of the girls under the expert coaching of Kirsty Bond

We believe the past season has, great results on the field aside, developed better cricketers than they were at the start of the season, retained their enthusiasm and enjoyment of the game to return for another season and created a strong team culture that will hopefully carry forward to further team success.

**Rhys Cameron and Rob Young**

## Under 16 Women ROAR Averages, 2021/22

	Mat	Inn	NO	HS	Runs	Ave	100	50	Ct	St	O	M	R	W	Ave	Best	4wi	5wi	SR	Econ
Abby Brokenshire	11	9	3	34	93	15.50	-	-			31	111	14	7.93	3-5	-	-	13.3	3.58	
Isla Cameron	9	9	4	61*	196	39.20	-	1			22	95	6	15.83	3-5	-	-	22.0	4.32	
Yssa Cullen	9	8	2	63*	177	29.50	-	1			17	36	7	5.14	2-4	-	-	14.6	2.17	
Emily Dickey	8	7	4	51*	190	63.33	-	2			17	61	6	10.17	2-2	-	-	17.0	3.59	
Georgetta Haller	10	7	2	50*	131	26.20	-	1			13.2	51	6	8.50	3-15	-	-	13.3	3.83	
Abi Harper	11	8	0	10	16	2.00	-	-			31	199	6	33.17	2-12	-	-	31.0	6.42	
Isobel Jones	10	8	2	38	139	23.17	-	-			23	83	4	20.75	2-8	-	-	34.5	3.61	
Samarpreet Kaur	6	3	2	3	3	3.00	-	-			13.1	78	7	11.14	2-5	-	-	11.3	5.92	
Millie Mahendran	5	4	2	53*	63	31.50	-	1			12.5	42	5	8.40	2-4	-	-	15.4	3.27	
Stella Stewart	11	10	6	52*	241	60.25	-	1			27.4	114	11	10.36	3-10	-	-	15.1	4.12	
Lily Young	10	8	3	51*	122	24.40	-	2			18	45	11	4.09	3-2	-	-	9.8	2.50	
Maya Young	10	9	7	28*	105	52.50	-	-			28	110	7	15.71	2-10	-	-	24.0	3.93	



Above: The exceptional Under-16 Roar team, who won all bar one of their 13 games, but were out of the running for the grade title due to eligibility rules (ironically because the players involved were younger, rather than over-age).

Below left: Isla Cameron scores a 50 for the Roar.

Below right: White Fern Amy Satterthwaite (third from left) was joined by some of our up-and-coming talent in the Premier side, with Year 9 players Stella Stewart, Yssa Cullen and Lily Young all contributing to a win over Old Boys Collegians.





Above: The Year 5/6 Diamonds, run by Marty Gallagher and Trevor Boustead, had a much improved season as the core of the team stayed together from last season, eventually finishing second in the top section.

Below: The Year 7/8 Angels too enjoyed a very good season, with the team mostly made up of last year's Year 5/6 Angels and Royals players making the step up in age brackets. They finished top of Section 2 after Christmas.



## Junior Cricket

---

This season there were six teams playing in the junior section: two Year 3, two Year 5/6 girls and two Year 7/8 girls.

This season we saw the re-introduction of boys playing in Saints junior colours (in a Year 3 team). It was heart-warming to see the improvements each player made during the season and the friendships that were forged.

We also had several girls compete in the CJCA Spring Festival. For some Year 5/6 girls this was their first taste of tournament-style competitions. A few Year 7/8 Saints girls also played in the January South Island Invitational Festival, spread across a number of different CJCA teams.

The second half of the season was disrupted by Covid, with every team having games cancelled due to either the team or opposition being affected. Thankfully the CJCA, CMCA and NZC made the call to continue playing as much as possible with clear guidelines laid out, with the children still able to play in a relatively safe environment.

A big thanks to the parents and families of the junior Saints players, without your support the girls wouldn't have come as far as they have.

Thank you also to the Saints committee for their continued support. We can't forget our sponsor: New World Stanmore. They provided food and drinks at our season opening and prize-giving, as well as vouchers for some special moments throughout the season.

The final thank you (the most important one) goes to the children themselves, their enthusiasm and support of each other during the season truly reminded why we love this game.

### Year 3

The aim of this grade is about participation and fun, the youngest teams in the club (including the only all-girls team in the competition) certainly had a lot of fun, going by the smiles on the children's faces at the end of each game.

#### *Raiona*

- Most Improved: Luka Tatterson
- Most Valuable Player: Moses Dmello

#### *Spirit*

- Most Improved: Rea Webber and Daisy Ellis
- Most Valuable Player: Olivia Su

## **Year 5/6 Girls**

The aim of this grade is about player participation with the focus being on skills development and enjoyment.

The two Saints teams in this grade represented the club with pride, always showing a positive attitude and sportsmanship.

Several girls from these teams competed in CJCA Spring Festival, for some this was their first experience at this style of competition.

### *Diamonds*

- Most Improved: Isabella Heap
- Team Player: Katie Lyn
- Most Valuable Player: Violet Creighton

### *Royals*

- Most Improved: Mahi Gill
- Team Player: Naomi Fisher
- Most Valuable Player: Sophia Prince

## **Year 7/8 Girls**

There were two levels for this age group: one being for those experienced playing with a hard ball and then one for novice hard-ball players (who started the season with the softer incrediball but transitioned to a hard ball post-Christmas). The aim of both grades is about player participation with the focus being on skills development and enjoyment.

The two Saints teams in this grade represented the club with pride, always showing a positive attitude and sportsmanship.

Several girls from these teams competed in CJCA Spring Festival, with some playing for various CJCA teams in the January South Island Invitational Festival.

### *Angels*

- Most Improved: Eden Brokenshire
- Team Player: Isabella Alexander-Stewart
- Most Valuable Player: Catherine Vogt

### *Comets*

- Most Improved: Eden Brokenshire
- Team Player: Isabella Alexander-Stewart
- Most Valuable Player: Catherine Vogt

## **Trish Davis**

## Premiership Men Two-day Career Averages

88

	Debut	Mat	Inn	NO	HS	Runs	Ave	100	50	Ct	St	O	M	R	W	Ave	Best	Swi	SR	Econ
<b>JL Anderson</b>	2020/21	2	0	-	-	-	-	-	-	-	-	16	3	88	2	44.00	1-43	-	48.0	5.50
<b>MW Chaplin</b>	2021/22	1	0	-	-	-	-	-	-	-	-	19	3	69	1	69.00	1-69	-	114.0	3.63
<b>GJ Dawson</b>	2007/08	86	140	18	147*	3973	32.57	7	20	63	-	32	1	144	3	48.00	1-0	-	64.0	4.50
<b>TR Flavell</b>	2020/21	2	3	-	32	54	18.00	-	-	1	-	-	-	-	-	-	-	-	-	-
<b>RMM Gibbens</b>	2014/15	9	0	-	-	-	-	-	-	2	-	63.3	13	227	15	15.13	5-60	1	25.4	3.57
<b>JLF Harper</b>	2012/13	33	42	11	134*	1223	39.45	1	7	19	-	381.1	92	1067	71	15.03	5-26	1	32.2	2.80
<b>LLB Harper</b>	2019/20	15	13	3	54	199	19.90	-	1	3	-	136.4	17	631	28	22.54	6-51	1	29.3	4.62
<b>NB Hendrie</b>	2021/22	6	9	-	128	374	41.56	1	2	4	-	-	-	-	-	-	-	-	-	-
<b>MP Holstein</b>	2007/08	90	96	33	68*	1307	20.75	-	2	54	-	1727.2	475	3918	293	13.37	7-15	12	35.4	2.27
<b>RJ James</b>	2020/21	5	4	1	84	107	35.67	-	1	5	-	15.4	3	41	1	41.00	1-15	-	94.0	2.62
<b>AF Johnstone</b>	2001/02	148	143	46	59	1413	14.57	-	1	386	40	6	0	40	1	40.00	1-21	-	36.0	6.67
<b>BJ Langrope</b>	2005/06	116	157	26	90	3130	23.89	-	19	77	-	1060.5	187	3563	162	21.99	6-12	2	39.3	3.36
<b>NJ Lidstone</b>	2019/20	13	15	2	40	248	19.08	-	-	6	-	5	0	51	3	17.00	3-51	-	10.0	10.20
<b>TM Lortan</b>	2017/18	31	48	10	136	1439	37.87	2	9	38	-	220.2	23	915	44	20.80	4-16	-	30.0	4.15
<b>TE McClean</b>	2021/22	1	0	-	-	-	-	-	-	-	-	11	3	32	1	32.00	1-32	-	66.0	2.91
<b>JPD O'Gorman</b>	2006/07	86	132	20	157	2955	26.38	4	11	68	-	74	17	256	8	32.00	3-19	-	55.5	3.46
<b>MMH Paltridge</b>	2020/21	4	6	-	76	181	30.17	-	1	4	-	-	-	-	-	-	-	-	-	-
<b>ID Souness</b>	2021/22	5	0	-	-	-	-	-	-	1	-	69	10	257	6	42.83	4-79	-	69.0	3.72
<b>JH Tapper</b>	2015/16	45	38	20	29	303	16.83	-	-	21	-	917.3	248	2469	164	15.05	7-21	7	33.6	2.69

## Premiership Men One-day Career Averages

	Debut	Mat	Inn	NO	HS	Runs	Ave	100	50	Ct	St	O	M	R	W	Ave	Best	5wi	SR	Econ
<b>JL Anderson</b>	2020/21	2	1	0	15	15	15.00	-	-	-	-	8	0	48	0	-	-	-	-	6.00
<b>GJ Dawson</b>	2008/09	102	101	11	146*	3066	34.07	1	21	37	-	33.5	1	112	9	12.44	3-46	-	22.6	3.31
<b>TR Flavell</b>	2020/21	7	5	0	12	19	3.80	-	-	3	-	-	-	-	-	-	-	-	-	-
<b>JLF Harper</b>	2013/14	34	31	5	94	656	25.23	-	4	15	-	203.2	19	833	45	18.51	4-38	-	27.1	4.10
<b>LLB Harper</b>	2020/21	7	5	0	27	58	11.60	-	-	2	-	36	4	129	7	18.43	3-45	-	30.9	3.58
<b>NB Hendrie</b>	2021/22	2	2	0	29	35	17.50	-	-	1	-	-	-	-	-	-	-	-	-	-
<b>AF Johnstone</b>	2001/02	168	84	29	34*	550	10.00	-	-	221	33	-	-	-	-	-	-	-	-	-
<b>BJ Langrope</b>	2005/06	128	101	21	83	1974	24.68	-	9	44	-	698.3	55	3108	146	21.29	7-16	1	28.7	4.45
<b>NJ Lidstone</b>	2020/21	7	6	0	93	214	35.67	-	1	5	-	-	-	-	-	-	-	-	-	-
<b>TM Lortan</b>	2017/18	37	37	7	114	1519	50.63	1	13	31	-	125.3	10	490	34	14.41	4-26	-	22.1	3.90
<b>TE McClean</b>	2020/21	5	4	2	41	45	22.50	-	-	1	-	22.1	1	96	5	19.20	3-27	-	26.6	4.33
<b>JPD O'Gorman</b>	2006/07	94	85	15	103*	1894	27.06	1	10	53	-	40.1	4	202	7	28.86	3-20	-	34.4	5.03
<b>MMH Paltridge</b>	2020/21	3	3	0	46	101	33.67	-	-	-	-	-	-	-	-	-	-	-	-	-
<b>ID Souness</b>	2021/22	4	2	2	3*	5	-	-	-	-	-	29	2	110	5	22.00	3-37	-	34.8	3.79
<b>JM Southby</b>	2014/15	37	35	3	112*	678	21.19	1	4	12	-	84.2	5	388	13	29.85	5-22	1	38.9	4.60
<b>JH Tapper</b>	2015/16	52	24	6	66	220	12.22	-	1	16	-	401.2	59	1532	85	18.02	5-13	1	28.3	3.82
<b>James Southby</b>	2014/15	36	34	3	112*	648	20.90	1	4	12	-	78.2	5	351	11	31.91	5-22	1	42.7	4.48
<b>James Tapper</b>	2015/16	49	21	5	66	206	12.88	-	1	15	-	372.2	53	1438	76	18.92	4-24	-	29.4	3.86

Premiership Men Twenty20 Career Averages

	Debut	Mat	Inn	NO	HS	Runs	Ave	100	50	Ct	St	O	M	R	W	Ave	Best	5wi	SR	Econ
GJ Dawson	2008/09	60	52	7	86	964	21.42	-	7	16	-	-	-	-	-	-	-	-	-	-
TR Flavell	2020/21	5	2	1	37*	52	52.00	-	-	6	-	-	-	-	-	-	-	-	-	-
JLF Harper	2018/19	35	31	6	106	860	34.40	1	6	12	-	114.3	2	640	39	16.41	3-5	-	17.6	5.59
LLB Harper	2019/20	21	9	3	17*	59	9.83	-	-	5	-	61	1	426	22	19.36	5-16	1	16.6	6.98
NB Hendrie	2021/22	9	9	4	57*	292	58.40	-	2	2	-	-	-	-	-	-	-	-	-	-
AF Johnstone	2005/06	75	20	8	29*	141	11.75	-	-	76	12	1	0	13	0	-	-	-	-	13.00
BJ Langrope	2005/06	75	58	16	62	590	14.05	-	1	41	-	213	5	1476	69	21.39	4-16	-	18.5	6.93
NJ Lidstone	2019/20	15	12	6	41	196	32.67	-	-	5	-	-	-	-	-	-	-	-	-	-
TM Lortan	2017/18	40	39	5	70	734	21.59	-	4	14	-	36	0	197	18	10.94	4-13	-	12.0	5.47
TE McClean	2021/22	2	0	-	-	-	-	-	-	1	-	2	0	24	0	-	-	-	-	12.00
JPD O’Gorman	2007/08	64	58	16	55*	890	21.19	-	1	29	-	10.1	2	45	5	9.00	3-6	-	12.2	4.43
ID Souness	2021/22	9	2	1	0*	0	0.00	-	-	1	-	29.3	0	138	10	13.80	3-11	-	17.7	4.68
JH Tapper	2015/16	47	13	6	22*	57	8.14	-	-	16	-	169.5	2	1077	64	16.83	4-12	-	15.9	6.34

## Premier Women Career Averages

	Debut	Mat	Inn	NO	HS	Runs	Ave	100	50	Ct	St	O	M	R	W	Ave	Best	SR	Econ
Jessica Barker	2021/22	2	1	0	0	0	0.00	-	-	-	-	6	0	31	2	15.50	2-16	18.0	5.17
Ocean Bartlett	2021/22	1	1	0	4	4	4.00	-	-	-	-	5	1	19	2	9.50	2-19	15.0	3.80
Ella Beehre	2021/22	1	1	0	1	1	1.00	-	-	-	-	1	0	12	0	-	-	-	12.00
Kirsty Bond	1981/82	190	218	45	123*	6023	34.82	1	35	98	-	1420	459	3930	174	22.59	5-25	49.0	2.77
Elizabeth Cohr	2020/21	6	5	0	17	37	7.40	-	-	-	-	23.3	0	94	8	11.75	3-21	17.6	4.00
Natalie Cox	2007/08	134	118	18	138	2853	28.53	5	16	47	2	161.2	10	921	31	29.71	3-17	31.2	5.71
Yssa Cullen	2021/22	8	6	3	13	29	9.67	-	-	3	-	30.5	1	122	8	15.25	4-10	23.1	3.96
Jodie Dean	2021/22	9	7	1	55*	188	31.33	-	1	2	-	29	2	90	7	12.86	2-12	24.9	3.10
Flora Devonshire	2021/22	3	3	0	57	89	29.67	-	1	-	-	8	0	50	0	-	-	-	6.25
Phoebe Dundass	2021/22	1	1	1	2*	2	-	-	-	-	-	2	0	15	0	-	-	-	7.50
Ellena Firth	2016/17	42	36	9	54*	293	10.85	-	1	10	-	133.2	3	824	19	43.37	2-8	42.1	6.18
Emily Glennie	2017/18	29	27	7	39*	295	14.75	-	-	8	3	4.1	0	32	2	16.00	2-13	12.5	7.68
Georgetta Haller	2021/22	1	1	0	0	0	0.00	-	-	2	-	3	1	6	2	3.00	2-6	9.0	2.00
Isobel Jones	2020/21	11	8	3	22	40	8.00	-	-	2	-	29.5	1	202	9	22.44	5-17	19.9	6.77
Katie Morris	2010/11	156	133	24	58*	1412	12.95	-	1	32	3	624.5	55	2754	155	17.77	5-23	24.2	4.41
Ash Mortimer	2016/17	47	45	3	47*	437	10.40	-	-	9	-	-	-	-	-	-	-	-	-
Lucy Murray	2016/17	70	61	10	28*	414	8.12	-	-	6	-	191.5	8	1079	47	22.96	4-19	24.5	5.62
Casey O'Brien-Smith	2007/08	8	7	3	20	50	12.50	-	-	-	-	4	0	46	0	-	-	-	11.50
Anusha Pandey	2021/22	4	3	0	2	4	1.33	-	-	-	-	-	-	-	-	-	-	-	-
Amy Satterthwaite	2001/02	171	152	19	180	4740	35.64	9	21	62	-	1061	161	3623	176	20.59	6-43	36.2	3.41
Kate Sims	2019/20	20	12	2	54*	132	13.20	-	1	5	-	116.5	11	412	32	12.88	7-16	21.9	3.53
Sophie Sinclair	2016/17	61	59	5	50	591	10.94	-	1	6	-	64.5	3	395	12	32.92	2-11	32.4	6.09
Stella Stewart	2020/21	8	6	2	8	13	3.25	-	-	2	-	10	0	99	1	99.00	1-14	60.0	9.90
Gabrielle Sullivan	2013/14	72	65	11	54*	735	13.61	-	1	23	-	399.2	60	1262	91	13.87	6-3	26.3	3.16
Lea Tahuahu	2004/05	112	84	19	99*	1394	21.45	-	5	28	2	451	37	2000	90	22.22	5-15	30.1	4.43
Kaylee Tavendale	2014/15	108	76	16	52*	405	6.75	-	1	26	-	297	18	1439	68	21.16	5-19	26.2	4.85
Georgia Wells	2019/20	22	16	3	9	58	4.46	-	-	7	-	67	3	301	11	27.36	4-27	36.5	4.49
Tegan Weston	2014/15	70	66	3	51	851	13.51	-	1	12	-	87.2	6	452	10	45.20	1-6	52.4	5.18
Lily Young	2020/21	6	3	1	17	35	17.50	-	-	-	-	24.1	4	82	6	13.67	3-18	24.2	3.39
Maya Young	2020/21	2	2	0	6	10	5.00	-	-	-	-	3	0	7	1	7.00	1-7	18.0	2.33

# Championship Wins

---

## Men:

<b>Premiership (two-day)</b>	1909/10, 1910/11, 1925/26, 1949/50, 1954/55, 1956/57, 1963/64, 1964/65, 1986/87, 1987/88, 1988/89, 1989/90, 1991/92, 1993/94, 2000/01, 2001/02, 2004/05, 2008/09, 2009/10, 2011/12, 2013/14, 2017/18, 2019/20, 2020/21, 2021/22
<b>(one-day)</b>	1982/83, 1987/88, 1991/92, 2002/03, 2003/04, 2008/09, 2011/12, 2014/15, 2015/16, 2018/19, 2020/21
<b>(Press Knockout Cup)</b>	1995/96, 1996/97, 2001/02
<b>(Twenty20)</b>	2007/08, 2010/11, 2015/16, 2017/18, 2018/19, 2020/21, 2021/22
<b>Championship (2A) (combined/two-day)</b>	1914/15, 1916/17, 1928/29, 1935/36, 1949/50, 1960/61, 1969/70, 1971/72, 1976/77, 1977/78, 1988/89, 1993/94, 2004/05, 2008/09, 2016/17, 2020/21
<b>(one-day)</b>	2007/08, 2017/18, 2020/21
<b>(Twenty20)</b>	2017/18, 2019/20, 2020/21
<b>(Timed)</b>	-
<b>Division 1 (2B) (combined/two-day)</b>	1980/81, 1990/91, 2008/09, 2014/15, 2015/16
<b>(one-day)</b>	2017/18
<b>(Twenty20)</b>	2015/16, 2016/17
<b>(Timed)</b>	-
<b>Division 2 (2C)</b>	-
<b>CSCA Senior B Grade:</b>	2005/06
<b>Division 3 (3A)</b>	1958/59, 1974/75, 1976/77, 1979/80, 1980/81, 1981/82, 1983/84, 1985/86, 1986/87, 1987/88, 1990/91, 1991/92, 1993/94, 1994/95, 1995/96, 1996/97, 2002/03, 2004/05, 2007/08, 2008/09, 2010/11
<b>Cavaliers:</b>	1993/94
<b>Division 4 (3B)</b>	1957/58, 1991/92, 1993/94, 1994/95, 1997/98, 1999/00, 2000/01, 2001/02
<b>Division 5 (3C)</b>	1958/59, 1976/77, 1986/87, 1988/89, 1991/92, 2003/04, 2008/09, 2018/19
<b>Division 6 (4A)</b>	-
<b>Division 7 (4B)</b>	2013/14
<b>Seventh Grade:</b>	1906/07, 1914/15, 1928/29, 1953/54, 1985/86
<b>Eighth Grade:</b>	1993/94, 1995/96
<b>Ninth Grade:</b>	1910/11, 1937/38, 1947/48, 1949/50
<b>Tenth Grade:</b>	1953/54, 1986/87
<b>Eleventh Grade:</b>	-
<b>Twelfth Grade:</b>	1934/35
<b>President's Grade:</b>	1956/57, 1965/66, 1970/71, 1974/75, 1997/98, 2013/14, 2014/15
<b>Cavaliers T20 Grade:</b>	2020/21 (Section 2 & Section 3), 2021/22 (Section 2)

## Women:

- Premier:** 1938/39, 1939/40, 1940/41, 1943/44, 1948/49, 1949/50, 1954/55, 1959/60, 1960/61, 1963/64, 1965/66, 1966/67, 1967/68, 1968/69, 1969/70, 1970/71, 1972/73, 1973/74, 1976/77, 1983/84, 1985/86, 1986/87, 1987/88, 1990/91, 1992/93, 1997/98, 1998/99, 2001/02, 2003/04, 2012/13, 2013/14, 2014/15
- (main competition)**
- (subsidiary competition)** 2000/01, 2001/02
- (Press Knockout Cup)** 1998/99, 1999/00, 2000/01
- (Twenty20)** 2006/07, 2019/20
- (Kirsty Bond Series)** 2019/20, 2021/22
- Kirsty Bond Series:** 2012/13  
**(combined Prem/Div 1)**
- Division 1:** 2000/01, 2001/02, 2005/06, 2008/09, 2017/18  
**(combined competition)**
- (Twenty20)** 2005/06, 2016/17, 2017/18
- Division 2:** 1941/42, 1953/54, 1957/58, 1959/60, 1976/77, 1992/93, 1994/95, 1995/96, 1996/97, 1998/99, 2002/03, 2003/04, 2004/05, 2006/07, 2011/12, 2014/15
- Social Twenty20:** 1986/87, 1989/90, 1995/96, 1997/98, 2003/04, 2004/05, 2007/08, 2008/09, 2015/16, 2018/19, 2021/22
- Year 7/8:** 1995/96, 1998/99, 2001/02, 2003/04, 2004/05, 2006/07, 2011/12, 2013/14, 2014/15 (2 titles), 2015/16, 2016/17, 2020/21  
**(Senior One-Day Girls)**
- Year 5/6:** 2013/14, 2019/20
- Premier Super 8s:** 1998/99
- Junior Super 8s:** 1998/99, 1999/00

## Club:

- Hadlee Trophy:** 1954/55, 1969/70, 1988/89, 2018/19
- Petersen Shield:** 1916/17, 1953/54, 1958/59, 1960/61, 1962/63, 1964/65, 1975/76, 1977/78, 1978/79, 1980/81, 1981/82, 1982/83, 1985/86, 1986/87, 1988/89, 1991/92, 1992/93, 1993/94, 1996/97, 2003/04, 2004/05, 2006/07, 2008/09, 2013/14, 2015/16, 2020/21
- Melhuish Shield:** 2013/14, 2014/15, 2015/16

## Representative Players

---

### Men:

#### New Zealand (Test Matches):

1931-32	ML Page	1955-65	PGZ Harris	1992-03	CZ Harris
1946-53	TB Burt	1977-78	SL Boock	2000-10	CS Martin
1952-56	MB Poore	1990-98	MW Priest		

#### New Zealand (All Matches):

1909-21	DM Sandman	1946-53	TB Burt	1977-78	SL Boock
1913-14	RG Hickmott	1952-56	MB Poore	1989-98	MW Priest
1925-26	CG Crawford	1955-57	SC Guillen	1990-05	CZ Harris
1931-32	ML Page	1955-65	PGZ Harris	2000-10	CS Martin
1935-36	WE Merritt	1966-67	BR Taylor		

#### Canterbury:

1887-18	TW Reese	1936-39	E Mulcock	1982-90	AJ Nuttall
1900-12	KM Ollivier	1937-49	RC Webb	1982-83	J Gully
1905-15	HA Bishop	1940-41	RH Scott	1984-99	MW Priest
1907-11	EE Crawshaw	1943-46	J Smith	1987-88	MC Bremner
1907-08	CA Cuff	1943-55	TB Burt	1987-88	HMR Richards
1907-19	BB Wood	1949-51	W Bell	1988-94	RM Ford
1909-27	DM Sandman	1949-64	PGZ Harris	1988-95	BZ Harris
1911-15	RG Hickmott	1950-62	MB Poore	1989-10	CZ Harris
1913-14	JS Barrett	1953-54	DW Stark	1995-00	CD Cumming
1913-26	LR Brunton	1954-62	GG Coull	1997-10	CS Martin
1916-21	DW Reese	1956-61	SC Guillen	1998-06	SJ Cunis
1917-18	JC Hay	1962-63	JM Ruston	1998-99	GA Howell
1917-19	L Gordon	1965-73	JW Burt	1999-03	JI Englefield
1920-21	CW Allard	1966-67	BR Taylor	2000-05	JS Ward
1920-32	CG Crawford	1966-75	KI Ferries	2001-02	DJ Reekers
1921-27	F Woods	1972-73	MG Webb	2006-09	MPF Davidson
1921-27	AW Thomas	1975-77	SL Boock	2012-14	B Cachopa
1927-31	N Dorreen	1976-77	HC Sampson	2013-15	KA Jamieson
1930-37	ML Page	1977-79	GB Smith	2014-15	GJ Dawson
1932-46	FP O'Brien	1978-79	LT Watson	2018-21	TM Lortan
1934-37	M Graham	1979-80	TE Jesty		
1935-36	WE Merritt	1982-83	PD Rutledge		

## Women:

### New Zealand:

1938-66	P Blackler	1988-96	KE Bond	2003-04	AL Mason
1966-72	JE Stead	1988-96	SL Illingworth	2006-08	RC Milburn
1968-87	A McKenna	1988-01	CA Campbell	2007-22	AE Satterthwaite
1973-75	J Lord	1994-96	JA Russell	2010-12	KS Anderson
1975-76	DA Jelley	1999-03	N Payne	2010-12	JC Brehaut
1975-77	SJ Rattray	1999-08	HM Watson	2010-22	LMM Tahuhu
1977-82	VL McGregor	2002-08	SK Burke	2015-18	TMM Newton
1978-79	SA Harris	2003-05	AJ Green		
1986-90	BJ Legg	2003-09	BH McNeill		

### Canterbury:

1968-79	SJ Rattray	1996-00	SM Frahm	2006-07	EM Bermingham
1968-84	KL Gilray	1997-98	JL Geary	2007-14	JC Brehaut
1977-81	DA McGregor	1997-98	S Burrows	2008-11	AC Boyce
1977-84	MA Francis	1998-99	CJ Moffat	2008-22	LMM Tahuhu
1977-87	VL McGregor	1998-01	AJMD Marsh	2009-12	KS Anderson
1979-89	A McKenna	1998-01	JA Lawler	2009-14	MF Kendal
1981-82	KA Hadlee	1999-08	HM Watson	2009-10	EL White
1982-92	BJ Legg	1999-06	HJ Rae	2012-22	NB Cox
1983-00	CA Campbell	2000-10	SK Burke	2013-16	CS Buckman
1985-96	KE Bond	2001-09	BH McNeill	2014-18	TMM Newton
1986-96	SL Illingworth	2001-02	EA Travers	2015-21	GES Sullivan
1990-91	SH Brown	2002-03	KA Craig	2019-20	ER Chandler
1992-96	JA Russell	2002-09	RC Milburn	2019-21	GE Edge
1992-93	TL Woodbury	2003-06	RS Kelly	2020-22	KM Sims
1995-03	N Payne	2003-22	AE Satterthwaite	2021-22	J Dean

### Otago:

1998-00	JL Geary	2002-04	EJ Scurr	2015-16	ML Gibbs
1999-00	BH McNeill	2010-11	TR Hopkinson	2019-21	SI Gray
2000-01	KA Craig	2011-14	KA Stiven	2020-21	SR Wilson
2001-02	PJ te Beest	2014-20	GL Clarke		

### Wellington:

2013-14	TMM Newton
---------	------------

### Central:

2020-21	AM Gaging	2020-21	KJ Gaging	2021-22	OJS Bartlett
---------	-----------	---------	-----------	---------	--------------

The following played representative cricket prior to the amalgamation of the St Albans Men's and St Albans Women's Cricket Clubs in July 1977:

### Canterbury:

T Baker	SA Harris	J Lord	A Nuttall	HM Steere
P Blackler	P Hill	E Luckett	K Pyatt	B Turner
P Carr	P Hooper	D McRae	C Randle	S Vaughan
C Dallard	P Jarvis	A Malins	J Riordan	J Watson
J Dickinson	P Kennedy	S Masters	LJ Shankland	J Webster
J Hamilton	J Lawn	S Mountford	JE Stead	E Woods

# Trophies

## Player of the Year:

1980/81	AJ Nuttall	1994/95	C Julian	2008/09	AE Satterthwaite
1981/82	VL Burt	1995/96	SM Frahm	2009/10	RA White
1982/83	P Glassey	1996/97	N Payne	2010/11	GT Wadsworth
1983/84	BJ Legg	1997/98	JA Lawler	2011/12	MPF Davidson
1984/85	PD Rutledge	1998/99	N Payne	2012/13	BJ Langrope
1985/86	MW Priest	1999/00	SA Mason	2013/14	MPF Davidson
1986/87	A McKenna	2000/01	JI Englefield	2014/15	AE Satterthwaite
1987/88	BZ Harris	2001/02	AC Denford	2015/16	MB Hampton
1988/89	MJ Anderson	2002/03	CR Moffat	2016/17	CAM Gibbens
1989/90	LC Sparks	2003/04	AC Bailey	2017/18	JJ Ballantine Dykes
1990/91	S Parker	2004/05	NG Tubb	2018/19	MP Holstein
1991/92	BZ Harris	2005/06	EG Snell	2019/20	TM Lortan
1992/93	KE Bond	2006/07	SJ Cunis	2020/21	TM Lortan
1993/94	GM Olliver	2007/08	JL Gourlie	2021/22	JLF Harper

## Cyril Crawford Memorial Cup (most runs in any grade):

1984/85	AC Graves	603	2003/04	ST Knox	754
1985/86	SN McGregor	734	2004/05	NG Tubb	879
1986/87	BS Davidson	516	2005/06	EG Snell	984
1987/88	BZ Harris	1040	2006/07	JJ Price	765
1988/89	JHJ Stribling	770	2007/08	SJ Cunis	576
1989/90	C Williams	740	2008/09	AE Satterthwaite	640
1990/91	S Parker	973	2009/10	JJ Price	900
1991/92	BZ Harris	763	2010/11	LA Richardson	605
1992/93	KB Scott	857	2011/12	GJ Dawson	733
1993/94	GM Olliver	808	2012/13	BJ Langrope	616
1994/95	J Wadsworth	745	2013/14	GJ Dawson	856
1995/96	PS Gooby	811	2014/15	MB Hampton	780
1996/97	N Payne	883	2015/16	MB Hampton	1058
1997/98	JA Lawler	872	2016/17	GJ Dawson	692
1998/99	N Payne	794	2017/18	JM Turner	817
1999/00	T Breese	585	2018/19	TM Lortan	673
2000/01	ST Knox	666	2019/20	TM Lortan	861
2001/02	MJ Sutherland	835	2020/21	TM Lortan	990
2002/03	MJ Sutherland	912	2021/22	NB Hendrie	701

## Frank O'Brien Memorial Cup (most runs in one grade):

1984/85	AC Graves	603	2000/01	ST Knox	666
1985/86	SN McGregor	734	2001/02	MJ Sutherland	835
1986/87	BS Davidson	516	2002/03	MJ Sutherland	879
1987/88	SN McGregor	891	2003/04	ST Knox	754
1988/89	JHJ Stribling	770	2004/05	NG Tubb	879
1989/90	SN McGregor	583	2005/06	EG Snell	981
1990/91	S Parker	973	2006/07	JJ Price	752
1991/92	KB Scott	750	2007/08	SJ Cunis	576
1992/93	KB Scott	819	2008/09	AE Satterthwaite	640
1993/94	R Kennedy	773	2009/10	JJ Price	876
1994/95	J Wadsworth	745	2010/11	GT Wadsworth	533
1995/96	PS Gooby	811	2011/12	GJ Dawson	733
1996/97	N Payne	883	2012/13	BJ Langrope	616
1997/98	JAF Davidson	670	2013/14	GJ Dawson	856
1998/99	N Payne	458	2014/15	MB Hampton	780
1999/00	T Breese	585	2015/16	MB Hampton	1058

**Frank O'Brien Memorial Cup (best batting average, 400+ runs):**

2016/17	MB Hampton	47.50	2019/20	BJ Cox	58.00
2017/18	K Atkinson	102.00	2020/21	B Hill	68.40
2018/19	JL Flack	88.20	2021/22	K Atkinson	45.11

**Don Sandman Memorial Cup (most wickets in any grade):**

1991/92	RA Brown	59	2007/08	JL Gourlie	53
1992/93	RA Brown	58	2008/09	DM Anderson	50
1993/94	RM Ford	48	2009/10	BA Smith	40
1994/95	T Wilson	57	2010/11	JL Gourlie &	33
1995/96	CSJ Cowper	41		DD Johnston	
1996/97	N Culpan	49	2011/12	MPF Davidson	43
1997/98	CS Martin	47	2012/13	BJ Langrope	40
1998/99	JS Ward	47	2013/14	MPF Davidson	58
1999/00	RA Brown	53	2014/15	CA Gibbens	49
2000/01	SA Mason	48	2015/16	JH Tapper	58
2001/02	AG Jamieson	44	2016/17	R Gibbens	47
2002/03	JWJ Guest	54	2017/18	SA Mason	46
2003/04	AC Bailey	42	2018/19	MP Holstein	50
2004/05	JS Miles	50	2019/20	ID Souness	53
2005/06	MPF Davidson	43	2020/21	MP Holstein	53
2006/07	MPF Davidson	56	2021/22	JH Tapper	44

**Tom Burtt Memorial Cup (most wickets in one grade):**

1964/65	F McWatt	47	1992/93	RA Brown	58
1965/66	P Napier	39	1993/94	RM Ford	48
1966/67	J Cowper	41	1994/95	T Wilson	57
1967/68	P Napier	41	1995/96	CSJ Cowper	41
1968/69	A Brand	61	1996/97	RA Brown	40
1969/70	R Harris	43	1997/98	LT Watson	41
1970/71	AG Jamieson	49	1998/99	B Rodger	40
1971/72	R Winter	36	1999/00	RA Brown	53
1972/73	H Shepherd	47	2000/01	SA Mason	48
1973/74	R Grainger	50	2001/02	AG Jamieson	44
1974/75-	} not		2002/03	JWJ Guest	49
1979/80	} awarded		2003/04	AC Bailey	42
1980/81	W Donald	39	2004/05	RR Watson	40
1981/82	AG Jamieson	56	2005/06	MPF Davidson	43
1982/83	P Glassey	50	2006/07	MPF Davidson	56
1983/84	W Donald	36	2007/08	JL Gourlie	49
1984/85	H McKnight	64	2008/09	SA Mason	37
1985/86	W Donald &	43	2009/10	BA Smith	40
	P Malone		2010/11	DD Johnston	33
1986/87	D Hutton	51	2011/12	MPF Davidson	43
1987/88	BA Holland	59	2012/13	BJ Langrope	40
1988/89	MJ Anderson	60	2013/14	MPF Davidson	58
1989/90	LC Sparks	51	2014/15	BJ Langrope	46
1990/91	RH Thomas	55	2015/16	JH Tapper	58
1991/92	SA Mason	58			

**Tom Burtt Memorial Cup (best bowling average, 25+ wickets):**

2016/17	J Singh	8.31	2019/20	ZM Phillips	9.92
2017/18	SA Mason	7.07	2020/21	TM Lortan	12.38
2018/19	JW Hamilton	8.44	2021/22	SA Mason	11.00

**Bob Webb Memorial Cup (most wicket-keeping dismissals in one grade):**

1988/89	G Lamb	37	2002/03	AF Johnstone	37
1989/90	TF Thornton	25	2003/04	AF Johnstone	36
1990/91	J Horne	26	2004/05	AF Johnstone	41
1991/92	JB Mooar	29	2005/06	AF Johnstone	41
1992/93	GJ Curgenvin	30	2006/07	AF Johnstone	43
1993/94	JB Mooar	32	2007/08	AF Johnstone	40
1994/95	J Overend	30	2008/09	AF Johnstone	31
1995/96	AJ Logie	30	2009/10	AF Johnstone	41
1996/97	GA Howell	22	2010/11	AF Johnstone	27
1997/98	DF Shackel	28	2011/12	AF Johnstone	39
1998/99	TD Holton	29	2012/13	AF Johnstone	46
1999/00	GJ Curgenvin	25	2013/14	AF Johnstone	38
2000/01	AM Keoghan	30	2014/15	AF Johnstone	39
2001/02	AF Johnstone	29	2015/16	AF Johnstone	32

**Bob Webb Memorial Cup (most wicket-keeping dismissals in any grade):**

2016/17	ADC Collins & JM Turner	28	2019/20	AF Johnstone	38
2017/18	TR Flavell	40	2020/21	AF Johnstone	37
2018/19	AF Johnstone	51	2021/22	AF Johnstone	35

**Most Promising Player of the Year (discontinued):**

	men	women		men	women
1983/84	RM Ford	KE Bond	1995/96	RF Roberts	KA Craig
1984/85	A Dyer	JA Turner	1996/97	GN Brooks	N Glubb
1985/86	AM McDonald	DK Brownlee	1997/98	AC Denford	HJ Rae
1986/87	PS Gooby	L McDrury	1998/99	MD Gower	BH McNeill
1987/88	HMR Richards	J Weir	1999/00	MPF Davidson	HJ Rae
1988/89	C Cotton	J Weir	2000/01	ALL MacLeod	K Saunders
1989/90	RM Graham	C McCormack	2001/02	AF Johnstone	RS Kelly
1990/91	DI Culpán	C McCormack	2002/03	BD Glover	AR Dickie
1991/92	ME Graham	not awarded	2003/04	DM Anderson	KJ McDonald
1992/93	MW Fine	not awarded	2004/05	AL Cuttriss	AR Dickie
1993/94	CS Martin	M Carson	2005/06	DF Bermingham	EM Bermingham
1994/95	GA Howell	KA Craig	2006/07	JL Gourlie	S Fitzsimon

**Most Improved Player of the Year (discontinued):**

	men	women		men	women
1982/83	A Arnold	T Arahanga	1995/96	not awarded	J Durdin
1983/84	GR Lucas	CA Campbell	1996/97	JS Ward	CJ Moffat
1984/85	BZ Harris	J Beattie	1997/98	GN Brooks	MJ Carmont
1985/86	RM Ford	JA Turner	1998/99	JAF Davidson	BH McNeill
1986/87	GM Olliver	T McNamara	1999/00	T Breese	SK Burke
1987/88	GR Lucas	M Ormandy	2000/01	BA Smith	SK Burke
1988/89	GM Rae	M Ormandy	2001/02	AC Bailey	KA Craig
1989/90	NS Tikao	SM Frahm	2002/03	BD Glover	KL Goodacre
1990/91	AF Rolfe	M Ormandy	2003/04	RK Davidson	RC Milburn
1991/92	JB Mooar	A Morris	2004/05	NG Tubb	AE Satterthwaite
1992/93	KB Scott	SM Frahm	2005/06	ND Cross	LM Tahuu
1993/94	JS Ward	S Burrows	2006/07	JPD O'Gorman	AE Forbes
1994/95	MW Fine	L Walker			

**Zin Harris Memorial Trophy (young male player of the year):**

2007/08	MP Holstein	2012/13	KA Jamieson	2017/18	JM Southby
2008/09	BJ Langrope	2013/14	KA Jamieson	2018/19	TR Flavell
2009/10	GH Earl	2014/15	DJ Armitt	2019/20	ID Souness
2010/11	JCA Roberts	2015/16	MP Slack	2020/21	RJ James
2011/12	BN Brady	2016/17	RMM Gibbens	2021/22	LLB Harper

**Kim Jamieson Memorial Trophy (young female player of the year):**

2007/08	JC Brehaut	2012/13	CS Buckman	2017/18	SI Gray
2008/09	LMM Tahuu	2013/14	NB Cox	2018/19	LG Collier
2009/10	CA O'Brien-Smith	2014/15	TMM Newton	2019/20	GES Sullivan
2010/11	MF Kendal	2015/16	A Webber	2020/21	K Tavendale
2011/12	K van Beurten	2016/17	KM Morris	2021/22	Y Cullen

**Personality of the Year:**

1980/81	M Ostle	1995/96	RH Thomas	2009/10	EL White
1981/82	SL Illingworth	1996/97	N Payne	2010/11	GT Wadsworth
1982/83	J Gully	1997/98	GR Lucas	2011/12	AF Johnstone
1983/84	E Shepard	1998/99	MR Ogier	2012/13	DD Johnston
1984/85	BZ Harris	1999/00	PB McGrory	2013/14	S Foxcroft
1985/86	B O'Malley	2000/01	B Moore	2014/15	J Harris
1986/87	F Kemp	2001/02	C Atkinson	2015/16	CJ Hamel
1987/88	HMR Richards	2002/03	AC Bailey	2016/17	AG Jamieson
1988/89	SK Inwood	2003/04	ST Knox	2017/18	JJ Ballantine Dykes
1989/90	KI Ferries	2004/05	PJ Mayell	2018/19	JW Hamilton
1990/91	M Vaughan	2005/06	ND Cross &	2019/20	SR Kearns
1991/92	GE Charles		MJ Cross	2020/21	DE Pettet
1992/93	L Borrani	2006/07	EW Horne	2021/22	JD Hanson
1993/94	C Julian	2007/08	JJ Price		
1994/95	CD Cumming	2008/09	S Sayed		

**Noel Love Memorial Trophy (for the older St Albans member who shows outstanding enthusiasm, dedication, camaraderie and social interaction, both on and off the field):**

2003/04	DG Mollett	2010/11	BJ van Beurten	2017/18	KW Pagan
2004/05	SJD Cox	2011/12	MR Griffin	2018/19	RL Carrigan
2005/06	JZ Harris	2012/13	SL Oldershaw	2019/20	JF Alabaster
2006/07	EW Horne	2013/14	AG Jamieson	2020/21	A MacDougall
2007/08	LN Serra	2014/15	DJ Hutton	2021/22	KE Bond
2008/09	GJ Curgenvin	2015/16	DG Read		
2009/10	AP Bergman	2016/17	DL Perry		

**Peers Cup (club member contributing most on and off the field):**

1968/69	R Johnson	1987/88	B O'Malley & V Pont	2005/06	MR Dickie & CD O'Brien-Smith
1969/70	ID Dempsey				DE Pettet
1970/71	LR Earney	1988/89	EP West	2006/07	DE Pettet
1971/72	RDJ Mather	1989/90	T Falloon	2007/08	N Wilson
1972/73	AG Jamieson	1990/91	GJ Curgenven	2008/09	B Fenwick & G Soper
1973/74	JA Harrison	1991/92	GJ Curgenven		
1974/75	BJ Williamson	1992/93	EW Horne	2009/10	AG Jamieson
1975/76	LJ Blatchford & SJD Cox	1993/94	PJ Mayell	2010/11	MJ Sutherland
		1994/95	LN Serra	2011/12	BJ van Beurten
1976/77	KA Hiscoke	1995/96	JK Jamieson	2012/13	LN Serra
1977/78	AG Jamieson	1996/97	AG Jamieson	2013/14	DD Johnston
1978/79	C Francis	1997/98	GR Lucas	2014/15	BJ van Beurten
1979/80	MA Alabaster	1998/99	JK Jamieson	2015/16	RH Thomas
1980/81	RW Moore	1999/00	GJ Curgenven	2016/17	DE Pettet
1981/82	TF Thornton	2000/01	EM Saunders	2017/18	CAM Gibbens
1982/83	EP West	2001/02	EM Saunders	2018/19	BA Smith
1983/84	EP West	2002/03	SA Mason	2019/20	MR Griffin
1984/85	LN Serra	2003/04	GAH Craigie & DE Pettet	2020/21	MD Davis
1985/86	SJD Cox			2021/22	WT Southby
1986/87	MJ Anderson	2004/05	DE Pettet		

Aaron Johnstone received a special framed, named and numbered commemorative shirt signifying his setting the new all-time Christchurch Metro record for Premier appearances (361), achieved the previous season. He's now just nine games short of also being the first to 400.



## Premier Men's Records

(two-day, one-day and Twenty20 matches combined)

### Most Matches:

AF Johnstone	391	MP Holstein	239	GB Smith	223
BJ Langrope	319	FP O'Brien	237	AJ Nuttall	213
GR Lucas	248	MPF Davidson	236	MW Priest	204
GJ Dawson	248	PD Rutledge	228	TB Burt	197
JPD O'Gorman	244	CG Crawford	223	NE Francis	166

### Most Innings:

GB Smith	340	GJ Dawson	293	LA Smith	251
GR Lucas	325	J Smith	281	TB Burt	250
FP O'Brien	322	JPD O'Gorman	275	AF Johnstone	247
BJ Langrope	316	MW Priest	256	JM Ruston	234
CG Crawford	302	MPF Davidson	254	MB Poore	233

### Most Runs (Career):

FP O'Brien	9515	GR Lucas	6872	PGZ Harris	5384
CG Crawford	8158	BZ Harris	6427	LA Smith	5265
GJ Dawson	8003	JM Ruston	5784	MB Poore	5224
GB Smith	7924	JPD O'Gorman	5739	MW Priest	5207
J Smith	7720	BJ Langrope	5664	SC Guillen	4954

### Most Centuries (Career):

FP O'Brien	13	PGZ Harris	6	JPD O'Gorman	5
J Smith	11	HA Bishop	5	MC Bremner	4
CG Crawford	10	JI Englefield	5	JW Burt	4
F Woods	10	SC Guillen	5	BZ Harris	4
GJ Dawson	8	MB Poore	5	GB Smith	4
CZ Harris	7	MPF Davidson	5	TW Reese	4

### Most Fifties (Career):

FP O'Brien	50	J Smith	36	JM Ruston	28
GJ Dawson	48	JW Burt	29	ST Knox	26
CG Crawford	44	PGZ Harris	29	TM Lortan	26
BZ Harris	44	GR Lucas	29	MW Priest	25
GB Smith	41	BJ Langrope	29	LA Smith	24

### Most Runs in a Season:

BZ Harris	1040	1987/88	GJ Dawson	856	2013/14
F Woods	1006	1923/24	PGZ Harris	813	1956/57
TM Lortan	990	2020/21	DE Budge	811	2015/16
GJ Dawson	967	2015/16	JPD O'Gorman	805	2013/14
NG Tubb	879	2004/05	RA White	797	2009/10
JLF Harper	878	2020/21	SC Guillen	776	1956/57
TM Lortan	861	2019/20	BZ Harris	763	1991/92

### Most Centuries in a Season:

JI Englefield	4	2000/01	RA White	3	2009/10
F Woods	3	1923/24	GJ Dawson	3	2013/14
SC Guillen	3	1956/57			

**Two Centuries in a Match:**

SC Guillen	132 & 104*	v East Shirley	1956/57
MC Bremner	108* & 100*	v Marist	1989/90

**Highest Individual Scores:**

F Woods	234	1923/24	SC Guillen	162*	1964/65
N Dorreen	226*	1926/27	CG Crawford	159*	1924/25
F Woods	223	1923/24	MB Poore	159	1961/62
F Woods	222*	1923/24	RR Watson	158*	2004/05
FP O'Brien	215*	1931/32	CF Townsend	158	1949/50
BB Wood	201	1909/10	JPD O'Gorman	157	2013/14
F Woods	180	1922/23	JI Englefield	156*	2001/02
HA Bishop	178	1914/15	HA Bishop	156	1927/28
SC Guillen	173	1960/61	CG Crawford	153*	1927/28
CZ Harris	170*	1990/91	FP O'Brien	152	1936/37
BZ Harris	165	1992/93	CZ Harris	150*	1993/94
AC Bailey	165	2001/02	F Wood	150	1906/07

**Most Deliveries (Career):**

AJ Nuttall	26849	MW Priest	19121	LT Watson	15264
TB Burt	26732	DM Sandman	18676	MPF Davidson	14939
KI Ferries	22077	MB Poore	18439	JA Harrison	14139
E Mulcock	20200	MP Holstein	15965	TL Jones	13146

**Most Wickets (Career):**

TB Burt	754	E Mulcock	523	MB Poore	426
DM Sandman	737	KI Ferries	479	BJ Langrope	377
AJ Nuttall	609	MP Holstein	471	LT Watson	356
MW Priest	528	MPF Davidson	459	JH Tapper	313

**Most Five Wicket Innings Hauls:**

DM Sandman	75	E Mulcock	28	TL Jones	20
TB Burt	39	KI Ferries	20		

**Most Ten Wicket Match Hauls:**

DM Sandman	11	TL Jones	5
TB Burt	7	E Mulcock	5

**Most Wickets in a Season:**

DM Sandman	84	1910/11	TL Jones	53	1964/65
DM Sandman	76	1912/13	MP Holstein	53	2020/21
TL Jones	70	1958/59	KI Ferries	50	1973/74
E Mulcock	65	1936/37	LT Watson	50	1981/82
MPF Davidson	58	2013/14	MW Priest	50	1985/86
JH Tapper	58	2015/16	HMR Richards	50	1987/88
GE Charles	56	1991/92	MP Holstein	50	2018/19
MPF Davidson	56	2006/07	MP Holstein	50	2019/20
AJ Nuttall	54	1980/81	JH Tapper	50	2019/20
LC Sparks	54	1983/84			

**Most Wickets in a Match:**

E Mulcock	15	v Lancaster Park	1936/37
E Mulcock	15	v Lancaster Park	1939/40
MPF Davidson	13	v Old Boys Collegians	2011/12

**Best Innings Bowling Figures:**

BJ Harrison	9-12	1986/87	LT Watson	8-31	1978/79
MPF Davidson	9-58	2011/12	NE Francis	8-32	1981/82
CS Martin	8-29	1997/98	LT Watson	8-57	1980/81

**Most Catches as a Fielder (Career):**

BJ Langrope	162	AJ Nuttall	117	MC Bremner	100
GB Smith	161	GJ Dawson	116	NE Francis	100
JPD O'Gorman	150	MP Holstein	104	FP O'Brien	98
MW Priest	135	GR Lucas	103	BZ Harris	95

**Most Wicket-keeping Dismissals (Career):**

AF Johnstone	761 (675c 86st)	LR Brunton	146 (74c 72st)
PD Rutledge	403 (298c 105st)	GA Howell	92 (74c 18st)
JC Thompson	159 (129c 30st)	LA Smith	77 (60c 17st)
SC Guillen	148 (108c 40st)		

**Most Wicket-keeping Dismissals in a Season:**

AF Johnstone	51	2018/19	PD Rutledge	37	1985/86
PD Rutledge	47	1984/85	PD Rutledge	37	1986/87
AF Johnstone	46	2012/13	PD Rutledge	37	1987/88
AF Johnstone	43	2006/07	AF Johnstone	37	2002/03
AF Johnstone	41	2004/05	AF Johnstone	37	2020/21
AF Johnstone	41	2005/06	AF Johnstone	36	2003/04
AF Johnstone	41	2009/10	AF Johnstone	35	2021/22
AF Johnstone	40	2007/08	PD Rutledge	34	1992/93
AF Johnstone	39	2011/12	AF Johnstone	32	2015/16
AF Johnstone	39	2014/15	AF Johnstone	31	2008/09
AF Johnstone	38	2013/14	AF Johnstone	31	2017/18
AF Johnstone	38	2019/20			

**Most Wicket-keeping Dismissals in a Match:**

PD Rutledge	9 (7c 2st)	v East Shirley	1982/83
AF Johnstone	9 (9c)	v Burnside West University	2021/22
JC Thompson	7 (4c 3st)	v Old Collegians	1972/73
AF Johnstone	7 (7c)	v Lancaster Park Woolston	2006/07
AF Johnstone	7 (6c 1st)	v Riccarton	2019/20

**Most Wicket-keeping Dismissals in an Innings:**

AF Johnstone	8 (8c)	v Burnside West University	2021/22
LR Brunton	6 (3c 3st)	v Sydenham	1926/27
TJF Hayden	6 (6c)	v High School Old Boys	1957/58
PD Rutledge	6 (6c)	v Riccarton	1988/89
RJ Cain	6 (6c)	v Riccarton	1989/90
AF Johnstone	6 (6c)	v Lancaster Park Woolston	2006/07

**Highest Total by St Albans:**

513	v West Christchurch	1948/49
-----	---------------------	---------

**Lowest Total by St Albans:**

41	v Marist	1985/86
----	----------	---------

## Premier Women's Records

(two-day, one-day and Twenty20 matches combined)

### Most Matches:

A McKenna	330	AE Satterthwaite	171	CA Campbell	123
P Blackler	322	SL Illingworth	168	N Wilson	120
VL Burt	246	BJ Legg	165	BH McNeill	119
KL Gilray	222	KM Morris	156	KA Craig	116
HM Steere	222	SK Burke	155	LMM Tahuu	112
KE Bond	190	DA McGregor	150	A Morris	110
SM Frahm	184	NB Cox	134	RC Milburn	108
MA Francis	176	HJ Rae	129	K Tavendale	108

### Most Runs (Career):

P Blackler	14158	N Wilson	5290	SM Frahm	4271
A McKenna	11923	JE Stead	4989	DA McGregor	4055
VL Burt	7908	SL Illingworth	4799	BJ Legg	3538
HM Steere	7111	AE Satterthwaite	4740	NB Cox	2853
KE Bond	6023	KL Gilray	4320	RC Milburn	2796

### Most Centuries (Career):

N Wilson	10	SM Frahm	5	BJ Legg	2
P Blackler	9	NB Cox	5	VL Burt	2
AE Satterthwaite	9	JA Lawler	3	TMM Newton	2
SL Illingworth	6	JE Stead	3		
A McKenna	6	RC Milburn	3		

### Most Fifties (Career):

A McKenna	77	DA McGregor	22	NB Cox	16
P Blackler	42	AE Satterthwaite	21	SM Frahm	15
VL Burt	38	KL Gilray	19	JE Stead	15
KE Bond	35	SL Illingworth	16		
N Wilson	34	BJ Legg	16		

### Most Runs in a Season:

P Blackler	900	1951/52	P Blackler	734	1955/56
N Payne	883	1996/97	SL Illingworth	728	1993/94
JA Lawler	872	1997/98	AE Satterthwaite	711	2014/15
VL Burt	821	1984/85	RC Milburn	704	2003/04
N Payne	815	2002/03	NB Cox	699	2020/21
KE Bond	806	1992/93	P Blackler	691	1953/54
N Payne	794	1998/99	SM Frahm	679	1995/96
N Payne	770	1997/98	KE Bond	672	1991/92
A McKenna	736	1982/83	AE Satterthwaite	640	2008/09

### Highest Individual Scores:

P Blackler	213*	1956/57	N Payne	151	1997/98
N Payne	181*	2002/03	VL Burt	148*	1982/83
P Blackler	180	1958/59	BJ Legg	148	1987/88
AE Satterthwaite	180	2014/15	AC Boyce	145	2010/11
AE Satterthwaite	176	2014/15	N Payne	143*	2000/01
AE Satterthwaite	167	2010/11	N Payne	142	1998/99

**Most Wickets (Career):**

P Blackler	1172	SK Burke	249	KM Morris	155
KL Gilray	467	T Reid	182	HJ Rae	152
CA Campbell	311	BH McNeill	180	A Morris	133
BJ Legg	276	AE Satterthwaite	176	JA Russell	114
A McKenna	258	KE Bond	174	N Glubb	111
VL Burt	249	JL Geary	156	N Wilson	111

**Most Wickets in a Season:**

P Blackler	85	1953/54	JL Geary	40	1997/98
P Blackler	68	1954/55	CJ Moffat	39	1997/98
CA Campbell	52	1986/87	SJ Rattray	37	1975/76
CA Campbell	47	1988/89	SA Harris	34	1976/77
SJ Rattray	43	1976/77	JA Russell	34	1994/95
CA Campbell	41	1983/84	JL Geary	34	1996/97
CA Campbell	40	1985/86			

**Best Innings Bowling Figures:**

JA Russell	8-31	1994/95	CA Campbell	7-25	1983/84
KM Sims	7-16	2019/20	GES Sullivan	6-3	2019/20
CA Campbell	7-17	1988/89	A McKenna	6-5	1979/80
TL Woodbury	7-23	1992/93	CA Campbell	6-9	1985/86

**Most Wicket-keeping Dismissals (Career):**

MA Francis	171	RC Milburn	99	J Stevens	52
SL Illingworth	150	JE Stead	81		
SM Frahm	113	T Baker	76		

**Highest Any Wicket Partnership:**

245*	3rd	N Payne (125*) & JA Lawler (99*)	v South Canterbury	1997/98
245	2nd	N Payne (143*) & BH McNeill (94)	v Sydenham	2001/02
244*	1st	VL Burt (148*) & A McKenna (88*)	v Lancaster Park	1982/83
219	2nd	AE Satterthwaite (167) & AC Boyce (145)	v LPW-Sydenham	2010/11
215	2nd	GE Edge (94*) & NB Cox (138)	v North West	2020/21
209	1st	JE Stead (86*) & P Blackler (114*)	v St Albans II	1962/63

**Highest Totals by St Albans:**

431/6	v LPW-Sydenham	2010/11	358/3	v Lancaster Park	1997/98
378/6	v OB Collegians	2014/15	353/7	v Sydenham	1995/96
377/4	v Sydenham	2000/01	353/9	v Lancaster Park	1997/98
366/4	v LP Woolston	2014/15	351/6	v East Shirley	2000/01

**Highest Totals against St Albans:**

347/7	by Old Boys Colls	2017/18	326/4	by East Shirley	2009/10
339/3	by East Shirley	2008/09	318/5	by OBC-Country	2006/07
332/8	by LP-East Shirley	2016/17	299/3	by Sydenham	1982/83

**Lowest Totals by St Albans:**

4	v Technical	1964/65	8	v Mai Moa	1958/59
---	-------------	---------	---	-----------	---------

**Lowest Totals against St Albans:**

3	by Marama	1952/53	9	by Sydenham	2019/20
7	by Hagley	1969/70			

# Historical Register of the Club Executive

---

## Life Members:

1918	T W Reese*
1919	C S Thompson*
1922	J Jackman*
1923	F C Raphael*
1936	W Simpson*
1947	R H North*
1950	C G Crawford*
1952	T A Tucker*
1963	C F Collins*
1969	R R A McLauchlan*
1976	I D Dempsey
1977	Mrs H M Steere*
1978	Miss A J Malins (Mrs A J Mitchell)
1979	R Johnson*
1979	R D J Mather
1989	A G Jamieson
1995	S J D Cox
1999	E W Horne
1999	L N Serra
2003	G J Curgenven
2014	J Z Harris
2020	S A Mason

\* deceased

## President:

1905-1906	A E G Rhodes
1906-1907	H D Carter
1907-1909	G Palmer
1909-1923	F C Raphael
1923-1925	R Graham
1925-1930	J S Barrett
1930-1946	C S Thompson
1946-1956	C G Crawford
1956-1959	T A Tucker
1959-1961	T B Burt
1961-1963	C F Collins
1963-1966	R R A McLauchlan
1966-1969	R W Peers
1969-1971	J Z Harris
1971-1975	I D Dempsey
1975-1978	R D J Mather
1978-1980	P B Guerin
1980-2017	A G Jamieson
2017-2021	G J Curgenven
2021-	G P Flavell

## Patron:

1946-1963	C G Thompson
1963-1970	C G Crawford
1970-1975	T A Tucker
1975-1980	C F Collins
1980-1986	R R A McLauchlan
1986-1989	R C Webb
1989-1994	R W Peers
1994-2014	J Z Harris
2014-2017	R D J Mather
2017-2020	I D Dempsey
2020-	Ms S L Illingworth

## Treasurer:

1905-1906	P O'Brien
1906-1914	J Jackman
1914-1919	C S Thompson
1919-1920	J Reid
1920-1922	C S Thompson
1922-1923	C S Harrison
1923-1926	A Wright
1926-1929	S W Hickmott
1929-1930	L C Smart
1930-1939	T R Pope
1939-1942	T A Tucker
1942-1944	N S H McCann
1944-1945	J Smith
1945-1952	J Child
1952-1953	N S H McCann
1953-1955	M C Stonyer
1955-1958	R J Findlay
1958-1959	S Heymann
1959-1961	R D Wear
1961-1968	B S Todd
1968-1969	D Kelly
1969-1971	J W Burt
1971-1972	K J Yardley
1972-1973	J C Thompson
1973-1975	L R Earney
1975-1979	L J Blatchford
1979-1980	K J Yardley
1980-1982	B J Reddington
1982-1984	G N Cowles
1984-2015	L N Serra
2015-2017	D L Perry
2017-2019	B A Smith
2019-2020	N M Blue
2020-2021	G J Curgenven
2021-	R W Young

# Historical Register of the Club Executive

---

## Secretary:

1905-1906	J Jackman
1906-1908	C W Allard
1908-1909	L G Blackwell
1909-1913	J Reid
1913-1915	V M Edgar
1915-1919	C S Thompson
1919-1920	J Reid
1920-1921	L R Brunton
1921-1926	C S Harrison
1926-1930	S W Hickmott
1930-1939	T R Pope
1939-1942	T A Tucker
1942-1944	N S H McCann
1944-1945	J Smith
1945-1946	R G Condliffe
1946-1953	C F Collins
1953-1955	C McKenzie
1955-1956	R I Stark
1956-1960	R W Peers
1960-1961	V C B Robinson
1961-1963	R D Wear
1963-1965	A H Turner
1965-1967	M R England
1967-1971	L R Earney
1971-1972	R D J Mather
1972-1973	A J Bull
1973-1976	E P West
1976-1979	K J Yardley
1979-1981	A C Graves
1981-1983	E P West
1983-1985	G F G Gambles
1985-1986	S Shelton
1986-1999	E W Horne
1999-2005	L D Stewart
2005-2006	G E Penlington
2006-2008	K L Cunis
2008-	S A Mason

## Men's Club Captain:


1905-1906	T W Reese
1906-1908	R Vincent
1908-1909	J Reid
1909-1912	A H Noall
1912-1914	H Matson
1914-1916	H A Bishop
1916-1919	C Webster
1919-1921	C S Thompson
1921-1923	L R Brunton
1923-1945	R H North
1945-1946	C G Crawford
1946-1948	J Smith
1948-1950	R G Knowles
1950-1951	R R A McLauchlan
1951-1952	M B Poore
1952-1953	H L Langley
1953-1955	R Kerr
1955-1956	I D Dempsey
1956-1961	P G Z Harris
1961-1962	A R Taylor
1962-1965	J Z Harris
1965-1968	R D J Mather
1968-1971	A L Fleete
1971-1972	S Murdoch
1972-1973	J A Harrison
1973-1980	A G Jamieson
1980-1982	R W Moore
1982-1983	J W Durning
1983-1985	E P West
1985-1987	R H Shelton
1987-1989	M J Anderson
1989-1992	G J McCarthy
1992-1995	G J Curgenven
1995-1997	T Falloon
1997-1999	C S J Cowper
1999-2000	S T Knox
2000-2002	I E Smith
2002-2006	A J Falloon
2006-2009	D E Pettet
2009-2010	G P Flavell
2010-2011	A F Johnstone
2011-2013	D E Pettet
2013-2016	D D Johnston
2016-2018	C A M Gibbens
2018-2019	K W Pagan
2019-	W T Southby

## Women's Club Captain:

1972-1979	S Chamberlain
1979-1982	V L Burt
1982-1983	J McRobie
1983-1984	J Sargent
1984-1985	M Nijland
1985-1986	T McNamara
1986-1989	T Brownlee
1989-1990	K E Bond
1990-1992	L K McMeeking
1992-1995	S R Day
1995-1997	L D Stewart
1997-1998	J L Geary
1998-2000	J K Jamieson
2000-2002	E M Saunders
2002-2005	K M Houliston
2005-2009	N Wilson
2009-2010	S K Helmore
2010-2011	A G Jamieson
2011-2012	N M Blue
2012-2016	B J van Beurten
2016-2019	R H Thomas
2019-	B J van Beurten

# TREASURER'S REPORT

<b>Pages</b>	<b>Contents</b>
109	Treasurer's Report
110-111	Statement of Financial Performance
112	Statement of Movements in Equity and Statement of Financial Position
113	Notes to the Financial Statements
114	Review Report



## **Treasurer's Report**

---

The accounts presented to members recorded a deficit of \$2,530 for the 2021/22 season. This compares to the previous season's surplus of \$8,152 despite revenue increasing by \$10,743 from the prior year with Grants — other (\$23,545), Subscriptions (\$5,367) and Pavilion hire (\$7,402) having the largest increases. However, the deficit incurred as a result of increased expenditure over the year with specifically material costs – clothing increasing by \$17,641 from the previous year. Other significant increases of expenditure items included Material costs — gear & balls (\$2,311) and licenses (\$4,337).

Much of the year's financial results, both positively and negatively, can be attributed to a disruptive year with the hosting of the ICC Women's Cricket World Cup restrictions were placed on access to the clubrooms. Also, the abovementioned surplus of expenditure on material costs — clothing ensures the majority of teams are now wearing updated club uniforms, a cost not expected to be incurred for another few years.

The position of the club at year end reports net assets decreasing to \$81,523 compared to \$84,053 at previous year end. Despite the reduced net assets position, the balance sheet reports an increase in the liquidity ratio of 39.46 (current assets of \$44,714 compared to current liabilities of \$1,133) compared to 19.26 the previous year. This effectively means the club can pay its immediate debts 39 times over, an excellent position to be in.

Property, plant and equipment continue to reduce at the rate of depreciation with the only significant asset purchased in the year being a club laptop. The pavilion as usual forms the bulk of the assets with a closing book value of \$33,303.

Bruce Harris again provided his time to perform the auditing function for the club and once again, we thank Bruce for providing an invaluable service for the club. However, Bruce has notified this year would be his last year as the club auditor and enquiries are now proceeding for a new club auditor.

Overall, it has been a challenging year financially with events acknowledged above. I look forward to a 2022/23 year where the club can build on the momentum gathered from the excellent foundations now set in place.

**Rob Young**  
TREASURER

# Statement of Financial Performance

for the year ended 31 May 2022

---

2021	INCOME	2022
	INCOME FROM BAR TRADING	
\$27,910	Sales from Bar	\$9,678
	less: Cost of Goods Sold	
\$2,403	Opening stock	\$2,685
\$12,739	Purchases	\$9,806
<u>(\$2,685)</u>	Closing stock	<u>(\$3,000)</u>
<u>\$12,457</u>	Cost of Goods Sold	<u>\$9,491</u>
\$15,452	Surplus from Bar Trading	\$187
	INCOME FROM CLUB MEMBERS	
<u>\$21,850</u>	Subscriptions	<u>\$27,217</u>
\$21,850		\$27,217
	EXTERNAL FUNDRAISING	
\$1,319	Fundraising	-
\$9,750	Sponsorship	\$12,000
\$9,515	Grants - CCA/CMCA	\$2,000
\$7,711	Grants - other	\$31,256
\$420	Coaching	-
\$12,431	Pavilion hire	\$19,833
\$48	Interest received	\$60
<u>\$3,487</u>	Sundry revenue	<u>\$174</u>
\$44,681		\$65,322
<u>\$81,983</u>	<b>TOTAL INCOME FOR YEAR</b>	<u>\$92,726</u>

These financial statements are to be read in conjunction with the Notes to the Financial statements

# Statement of Financial Performance

for the year ended 31 May 2022

2021	EXPENSES	2022
	PLAYING EXPENSES	
\$23,700	Material costs - gear & balls	\$26,011
\$2,930	Material costs - clothing	\$20,571
\$6,868	Ground rentals	\$8,718
\$1,591	Practise wickets & pre-season training	\$600
\$1,100	Fees and levies	\$1,791
<u>\$14,900</u>	Coaching	<u>\$11,500</u>
\$51,089		\$69,191
	PAVILION EXPENSES	
\$3,895	Insurance	\$3,122
\$645	Cleaning	\$1,073
\$1,953	Heat, light and power	\$1,791
\$3,865	Repairs and maintenance	\$1,562
\$832	Interest & bank fees	\$564
\$510	Security expenses	\$1,230
\$1,086	Telephone	\$877
\$2,866	Depreciation on pavilion	\$2,866
-	Depreciation on computer equipment	\$48
<u>\$54</u>	Depreciation on furniture and plant	<u>\$160</u>
\$15,705		\$13,292
	ADMINISTRATIVE EXPENSES	
\$477	Postage, stationery and reports	\$568
\$160	Advertising	\$1,031
\$1,596	General expenses	\$1,307
\$334	Motor vehicle expenses	-
\$812	Presentations and awards	\$1,591
\$1,250	Audit fee (Note 3)	\$1,250
-	Licences - NV Play and General	\$4,337
\$565	Subscriptions - Xero & EFTPOS	\$873
\$1,260	Website expenses	\$853
<u>\$583</u>	Club socials	<u>\$962</u>
\$7,037		\$12,773
<u>\$73,831</u>	<b>TOTAL EXPENSES FOR YEAR</b>	<u>\$95,256</u>
<u><b>\$8,152</b></u>	<b>SURPLUS (DEFICIT) FOR YEAR</b>	<u><b>(\$2,530)</b></u>

These financial statements are to be read in conjunction with the Notes to the Financial statements

## Statement of Movements in Equity for the year ended 31 May 2022


2021	ACCUMULATED FUNDS	2022
\$74,768	Balance at beginning of the year	\$84,053
\$8,152	Net surplus (deficit) for year	(\$2,530)
\$1,133	Debenture adjustment	-
<u>\$84,053</u>	Equity at end of the year	<u>\$81,523</u>

## Statement of Financial Position as at 31 May 2022

2021	CURRENT ASSETS	2022
\$15,218	Westpac - Cheque account (Note 1)	\$10,706
\$2,707	Westpac - 125th Jubilee fund	\$2,710
\$129	Westpac - Online saver	\$129
\$2,703	Westpac - Bonus saver (1)	\$2,950
\$9,452	Westpac - Bonus saver (2)	\$9,724
\$8,091	Accounts receivable	\$8,957
\$2,551	Sundry debtor	-
-	GST refundable	\$2,215
\$2,685	Stock on hand - bar supplies	\$3,000
<u>\$3,961</u>	Stock on hand - balls	<u>\$4,323</u>
\$47,498		\$44,714
	<b>PROPERTY, PLANT and EQUIPMENT</b>	
\$2,368	Nets	\$2,368
\$36,169	Pavilion (Note 2)	\$33,303
-	Office equipment (Note 2)	\$1,835
<u>\$484</u>	Furniture and plant (Note 2)	<u>\$436</u>
\$39,021		\$37,942
<u>\$86,519</u>	<b>TOTAL ASSETS</b>	<u>\$82,656</u>
	<b>CURRENT LIABILITIES</b>	
\$750	Accounts payable	\$1,133
<u>\$1,716</u>	GST payable	-
\$2,466		<u>\$1,133</u>
<u>\$84,053</u>	<b>NET ASSETS</b>	<u>\$81,523</u>

Signed on behalf of Executive Committee  
Date signed 21 August 2022

  
President

  
Treasurer

These financial statements are to be read in conjunction with the Notes to the Financial Statements

# Notes to the Financial Statements

## for the year ended 31 May 2021

### Note 1 - Statement of Accounting Policies

St Albans Cricket Club is a non-profit organisation. The financial statements are general purpose and prepared in accordance with generally accepted accounting practice.

Unless otherwise stated the accounting principles recognised as appropriate for the measurement and reporting of earnings and financial position on a historical cost basis have been followed.

The entity qualifies for differential reporting because the Club meets the framework for differential reporting as the Club is not publicly accountable and is small. The club has taken advantage of all differential reporting exemptions.

*Changes in accounting policies:* There have been no changes in accounting policies which have been applied on bases consistent with those used in previous years.

*The following specific accounting policies which materially affect the measurement of financial performance and financial position have been applied:*

Accounts Receivable are stated at their estimated realisable value. Debts which are considered uncollectible are written off. There is no other provision for doubtful debts.

Stock on Hand - Bar Supplies has been valued at lower of cost or net realisable value.

Stock on Hand - Balls has been valued at lower of cost or net realisable value.

Equipment on Hand has been valued by the Committee.

*Sponsorship:* Sponsorship for services rendered to the club are accounted for as revenue and expense at values approximating the cost of the service provided.

Property, Plant and Equipment are stated at cost less accumulated depreciation. Depreciation has been calculated using the rates shown in the Property, Plant and Equipment Schedule (Note 2). Material, Nets and Junior Material have not been depreciated as the committee charges all repairs, maintenance and replacements to expenses.

A mortgage security over the pavilion is held by Westpac Banking Corporation. At 31 May 2022 there were no advances drawn against this security (2021 - nil).

*Related Party transactions:* The Committee are also members of the Club and pay subscriptions on the same basis as other members. Services provided have been supplied on normal commercial terms.

### Note 2 - Property, Plant and Equipment

As at 31 May 2022	Cost	Accum. Deprec.	Deprec. Rate	Deprec. Method	Last Year Book Val	This Year Book Val
Pavilion	\$95,545	\$62,242	3%	CP	\$36,169	\$33,303
Motor Vehicle	\$1,995	\$160	48%	DV	\$0	\$1,835
Furniture and Plant	\$39,234	\$38,798	10%	DV	\$484	\$436
<b>Total Fixed Assets</b>	<b>\$136,774</b>	<b>\$101,200</b>			<b>\$36,653</b>	<b>\$35,574</b>

As at 31 May 2021	Cost	Accum. Deprec.	Deprec. Rate	Deprec. Method	Last Year Book Val	This Year Book Val
Pavilion	\$95,545	\$59,376	3%	CP	\$39,035	\$36,169
Motor Vehicle	\$3,477	\$3,477	33%	DV	\$0	\$0
Furniture and Plant	\$39,234	\$38,750	10%	DV	\$538	\$484
<b>Total Fixed Assets</b>	<b>\$138,256</b>	<b>\$101,603</b>			<b>\$39,573</b>	<b>\$36,653</b>

### Note 3 - Sponsorships

The sponsorship of \$1,250 (2021 - \$1,250), is in respect of audit fees.

### Note 4 - Capital Commitments

There were no capital commitments at balance date (2021 - nil).

### Note 5 - Contingent Liabilities

There were no contingent liabilities at balance date (2021 - nil).

### Note 6 - Bank Overdraft Facility

In May 2010 the club obtained a \$5,000 unsecured bank overdraft facility from Westpac.

## **Review Report**

### **The Members of the St Albans Cricket Club**

I have reviewed the financial statements of St Albans Cricket Club on pages 110 to 113. The financial statements provide information about the past financial performance of the Club and its financial position as at 31 May 2022. This information is stated in accordance with the accounting policies set out in the Clubs annual financial statements on page 113.

### **Executive Committee's responsibilities**

The Executive Committee is responsible for the preparation of financial statements which comply with generally accepted accounting practice in New Zealand and which present fairly the financial position of the Club as at 31 May 2022 and the results of its operations for the year ended on that date.

### **Reviewer's responsibilities**

I am responsible for reviewing the interim financial statements presented by the Executive Committee in order to report to you whether, in my opinion and on the basis of the procedures performed by me, anything has come to my attention that would indicate that the financial statements do not present fairly the matters to which they relate.

### **Basis of Statement**

A review is limited primarily to enquiries of personnel and analytical review procedures applied to financial data and thus providing less assurance than an audit. I have not performed an audit and accordingly do not express an audit opinion.


I have reviewed the financial statements of the club for the year ended 31 May 2022 in accordance with the Review Engagement Standards issued by the New Zealand Institute of Chartered Accountants. These standards require that we plan and perform the review to obtain moderate assurance as to whether the statements are free from material misstatement whether caused by fraud or error. I also evaluate the overall adequacy of the presentation of information in the financial statements.

Other than my capacity as a reviewer, I have no relationship or interest in the Club.

### **Statement of review findings**

Based on my review nothing has come to my attention that causes me to believe that the accompanying financial statements, set out on pages 110 to 113, do not fairly present the financial position of the Club as at 31 May 2022 and its financial performance for the year ended on that date in accordance with generally accepted accounting practice in New Zealand.

My review was completed on the 21 August 2022 and my findings are expressed as at that date.



Bruce Harris  
Chartered Accountant  
Christchurch



**The St Albans Cricket Club**  
**would like to thank and acknowledge the following organisations**  
**and businesses for their support during the 2021-2022 season...**

**THE**  
**Bealey**  
**ALE AND STEAK HOUSE**



**nvplay**



*Becoming an umpire*

COULD BE **THE BEST**  
DECISION YOU'VE EVER MADE

UMPIRE'S  
SIGNALS  
(UNOFFICIAL)



I'LL GIVE 5 TO 1  
THAT THIS BATSMAN  
WILL NOT LAST FOR  
ONE OVER.

I ALSO WAS A WOLF CUB  
BUT I CAN NO LONGER ASSIST  
YOU TO REMAIN AT YOUR  
CREASE NOW THAT YOUR  
REMAINING WICKET IS  
IN FRAGMENTS.



DURING THE TEA  
INTERVAL IN THE  
PAVILION WE ARE  
TO BE ENTERTAINED  
BY A FAN DANCER.

I AM HOPING TO  
HITCH A LIFT AFTER  
THE GAME IS OVER.



GOOD LORDS! IT  
BOUNCED FIVE TIMES  
AND HE MISSED IT.

Your first decision is to visit:

[www.crcua.co.nz](http://www.crcua.co.nz)